

Postgraduate Diploma

Dental Care in the Cardiovascular
Patient and Emergencies in the
Dental Clinic





Postgraduate Diploma Dental Care in the Cardiovascular Patient and Emergencies in the Dental Clinic

- » Modality: online
- » Duration: 6 months
- » Certificate: TECH Technological University
- » Dedication: 16h/week
- » Schedule: at your own pace
- » Exams: online

Website: www.techtute.com/in/dentistry/postgraduate-diploma/postgraduate-diploma-dental-care-cardiovascular-patient-emergencies-dental-clinic

Index

01

Introduction

p. 4

02

Objectives

p. 8

03

Course Management

p. 12

04

Structure and Content

p. 16

05

Methodology

p. 22

06

Certificate

p. 30

01

Introduction

Dental care in the cardiovascular patient is of utmost importance because cardiovascular disease is one of the leading causes of death worldwide. Because of this, dental professionals must be trained to provide specialized care to this type of patient, as any dental intervention can have side effects on their cardiovascular health status. For this reason, TECH has designed a degree that allows students to maximize their knowledge on aspects such as Dental Care, Management of Emergency and Urgent Situations or Dental Management in Immunocompromised Patients or those with Psychiatric Disorders, among others. All this, thanks to a 100% online modality and with the most dynamic and practical multimedia materials in the academic market.





“

Enroll now and acquire new skills on Dental Care in the Cardiovascular Patient and Emergencies patients, quickly and in a 100% online modality”

Dental emergencies can arise at any time and it is vital that dental professionals are prepared to handle them. These can range from simple tooth pain to severe oral bleeding. It is therefore essential that specialists in this area are trained to perform resuscitation maneuvers such as oxygen administration and the use of an automatic external defibrillator (AED), if necessary.

For this reason, TECH has designed a Postgraduate Diploma in Dental Care in the Cardiovascular Patient and Emergencies in the Dental Clinic with which it seeks to provide students with the skills and competencies necessary to be able to perform their work as specialists, with the highest possible efficiency and quality in their work. Thus, throughout this program, aspects such as the Mechanisms of Production of Arrhythmias and the Actions to be Taken in the Case of Severe Anaphylaxis, Algorithms of Action for the Patient with CRA or Dental Care for the patient with AIDS.

All this, thanks to a convenient 100% online modality that allows students to organize their schedules and studies, combining them with their other daily tasks and interests. In addition, this degree has the most complete theoretical and practical materials on the market, which facilitates the student's study process and allows them to achieve their goals quickly and efficiently.

This **Postgraduate Diploma in Dental Care in Cardiovascular Patients and Emergencies in the Dental Clinic** contains the most complete and up-to-date scientific program on the market. The most important features include:

- ♦ The development of case studies presented by experts in Dental Care in the Cardiovascular and Emergency in the Cardiovascular Patient and Emergencies in the Dental Clinic
- ♦ The graphic, schematic, and practical contents with which they are created, provide scientific and practical information on the disciplines that are essential for professional practice
- ♦ Practical exercises where self-assessment can be used to improve learning
- ♦ Its special emphasis on innovative methodologies
- ♦ Theoretical lessons, questions to the expert, debate forums on controversial topics, and individual reflection assignments
- ♦ Content that is accessible from any fixed or portable device with an Internet connection



Become an expert in Cardiac Arrhythmias and Cardiovascular System in only 6 weeks and with total freedom of organization"

“

Access all the content on Dental Care in the Cardiovascular Patient from any device with internet connection, whether Tablet, mobile or computer”

Deepen in all the essential aspects of Dental Clinic Emergencies, from the comfort of your home and 24 hours a day.

Achieve professional success in one of the most promising areas of Dentistry, thanks to TECH Technological University and the most innovative teaching materials.

The program's teaching staff includes professionals from the sector who bring to this training the experience of their work, as well as renowned specialists from reference societies and prestigious universities.

Its multimedia content, developed with the latest educational technology, will provide the professional with situated and contextual learning, i.e., a simulated environment that will provide an immersive education programmed to learn in real situations.

The design of this program focuses on Problem-Based Learning, by means of which the professional must try to solve the different professional practice situations that are presented throughout the academic course. For this purpose students will be assisted by an innovative interactive video system developed by renowned experts.



02 Objectives

The final objective of this Postgraduate Diploma in Dental Care in the Cardiovascular Patient and Emergencies in the Dental Clinic is for the student to acquire advanced skills and knowledge in this area. An update that will allow the student to perform their work with the highest possible quality and efficiency. All this, thanks to TECH and a 100% online modality that gives total freedom of organization and schedules to the student flexibility so that they can combine their studies with their professional Other Obligations.



“

Delves into aspects such as Dental Care for Patients with Autoimmune Disease, from the comfort of your own home and without the need for travel of any kind"



General Objectives

- Update knowledge on the identification of pathologies that may affect the normal development of dental treatment
- Analyze pathologies that may hinder dental treatment
- Define the pharmacological guidelines for patients
- Define and analyze the basic and advanced aspects that define the actions to be taken in case of the main urgent and emergent conditions in a dental office
- Address the most common medical complications in patients
- Provide updated recommendations based on scientific evidence for an adequate dental approach to patients
- Identify the main Oral characteristics of Patients
- Update knowledge on the medical conditions and medication necessary
- Deepen in the main complications derived from the different medical pathologies
- Delve into the possible interactions derived from the medical pathology in the dental setting





Specific Objectives

Module 1. Dental Care in Patients with Cardiovascular Pathology

- ♦ Identify the medical complications associated with cardiovascular pathologies and their treatment
- ♦ Present a protocol for dental care in patients with Heart Failure
- ♦ Expose a protocol for dental management in patients with ischemic heart disease
- ♦ Guideline a protocol for dental management in patients with Cardiac Arrhythmias disease
- ♦ Establish a protocol for dental management in patients with arterial hypertension
- ♦ Present a protocol for dental management in patients at risk of bacterial endocarditis
- ♦ Propose a protocol for the medical-dental management of possible emergencies that we may have with patients with cardiovascular pathology in the dental office

Module 2. Management of urgent and emergency situations in the dental office

- ♦ Define the concepts of urgency and emergency
- ♦ Analyze the definition of alert criteria and alarm criteria
- ♦ Study the principles that define the critical patient in a generic way
- ♦ Define the principles of severity standardization
- ♦ Analyze the specific action guidelines for each syndromic condition included in emergency medicine and its application in the dental office
- ♦ Study and analyze the principles governing life support for patients in CRA (cardiorespiratory arrest) according to the European Resuscitation Council 2021 recommendations
- ♦ Define and analyze the essential technical and pharmacological resources for a dental office

Module 3. Dental management in immunocompromised patients, patients with psychiatric disorders and in less frequent situations in the dental clinic

- ♦ Analyze autoimmune diseases with repercussions in the oral cavity and their management
- ♦ Demonstrate the odontological management of the patient with articular prostheses
- ♦ Establish the dental patient management in morbid obesity
- ♦ Identify the treatment of choice in the patient with sleep disorders
- ♦ Identify the main drugs abuse and their impact on the oral cavity
- ♦ Establish the management protocol for a patient in palliative care
- ♦ Define the concept of gender dysphoria and its impact on dental clinical practice



Reach your most demanding goals in the field of Dentistry, thanks to a unique program that has the most complete theoretical and practical materials in the academic market"

03

Course Management

In its constant search to provide a degree of the highest quality and usefulness, TECH has selected professionals specialized in Dental Care in the Cardiovascular Patient and Emergencies in the Dental Clinic, as part of this teaching staff. These experts have been in charge of the design of the most advanced and updated contents. Thus, the student will learn from the best the keys to their professional development in a field that adapts to new technologies and the latest advances in the market.





“

This teaching team will provide you with the most up-to-date knowledge on Dental Care of Cardiovascular Patients and Emergencies in the Dental Clinic, preparing you to face the most demanding challenges in this area"

Management



Dr. Gil Montoya, José Antonio

- ♦ General Dentist in private practice
- ♦ Coordinator of the Doctoral Program in Clinical Medicine and Public Health of the University of Granada
- ♦ Director of the Stomatology Department of the University of Granada
- ♦ Head Teacher of Dentistry in Special Patients at the University of Granada
- ♦ Gerodontology Professor at the University of Granada
- ♦ Invited professor of online Masters in Special Patients and Gerodontology
- ♦ Degree in Dentistry from the University of Granada
- ♦ PhD in Dentistry from the University of Granada
- ♦ Master's Degree in Social Gerontology from the University of Granada
- ♦ Master in Health Research Methodology by the Andalusian School of Public Health

Professors

Dr. Martínez López, Federico

- ♦ Head of the Murcia Floridablanca Oral Health Unit
- ♦ Dentist in private clinic
- ♦ Collaborating Professor in Special Patients and Gerodontology at the University of Murcia
- ♦ PhD in Medicine and Surgery from the University of Murcia
- ♦ Degree in Medicine and Surgery, Autonomous University of Barcelona, Teaching Unit in Vall Hebron
- ♦ Degree in Odontology from the University of Seville
- ♦ Master's of Special Patients from the University of Murcia

Dr. Cárdenas Cruz, Antonio

- ♦ Head of the Intensive Care Medicine Department, Motril Hospital
- ♦ Director of the Clinical Unit of Critical Care and Emergency Management of the Poniente University Hospital
- ♦ Institute Director of Continuing Education of the Andalusian Society of Intensive Care Medicine and Coronary Universities
- ♦ Training Program Director for Life Support Trainers of the IAVANTE Line of the Progreso y Salud Foundation of the Consejería de Salud y Consumo de la Junta de Andalucía (Andalusian Regional Government)
- ♦ Training Program Director for Sedation the IAVANTE Line of the Progreso y Salud Foundation of the Consejería de Salud y Consumo de la Junta de Andalucía (Andalusian Regional Government)
- ♦ Head of Critical Care and Emergency Department, Hospital Universitario de Poniente
- ♦ Professor of Medicine
- ♦ Degree in Medicine and Surgery from the UGR
- ♦ PhD in Medicine and Surgery, UGR
- ♦ Specialist in Intensive Care Medicine

Dr. Castellanos Cosano, Lizett

- ♦ Odontologist at Dental Clinic Dras. Castellanos Cosano
- ♦ Odontologist at the Virgen del Rocío University Hospital
- ♦ Assistant Professor at the University of Seville
- ♦ PhD in Odontology from the University of Seville
- ♦ Degree in Current Pediatric from the University of Seville
- ♦ Professional Master's Degree in Oral Surgery by the University of Seville
- ♦ Professional Master's Degree in Endodontics by the University of Seville
- ♦ Professional Master's Degree in Integrated Dentistry of Adults and Special Patients from the University of Seville
- ♦ Master's Degree in Dental Sciences from the University of Seville
- ♦ Member of: Director's Board Spanish Society of Odontostomatology in Patients with Special Needs (SEOENE), the Spanish Society of Oral Surgery (SECIB), Andalusian Association of Oral Surgery (AACIB)

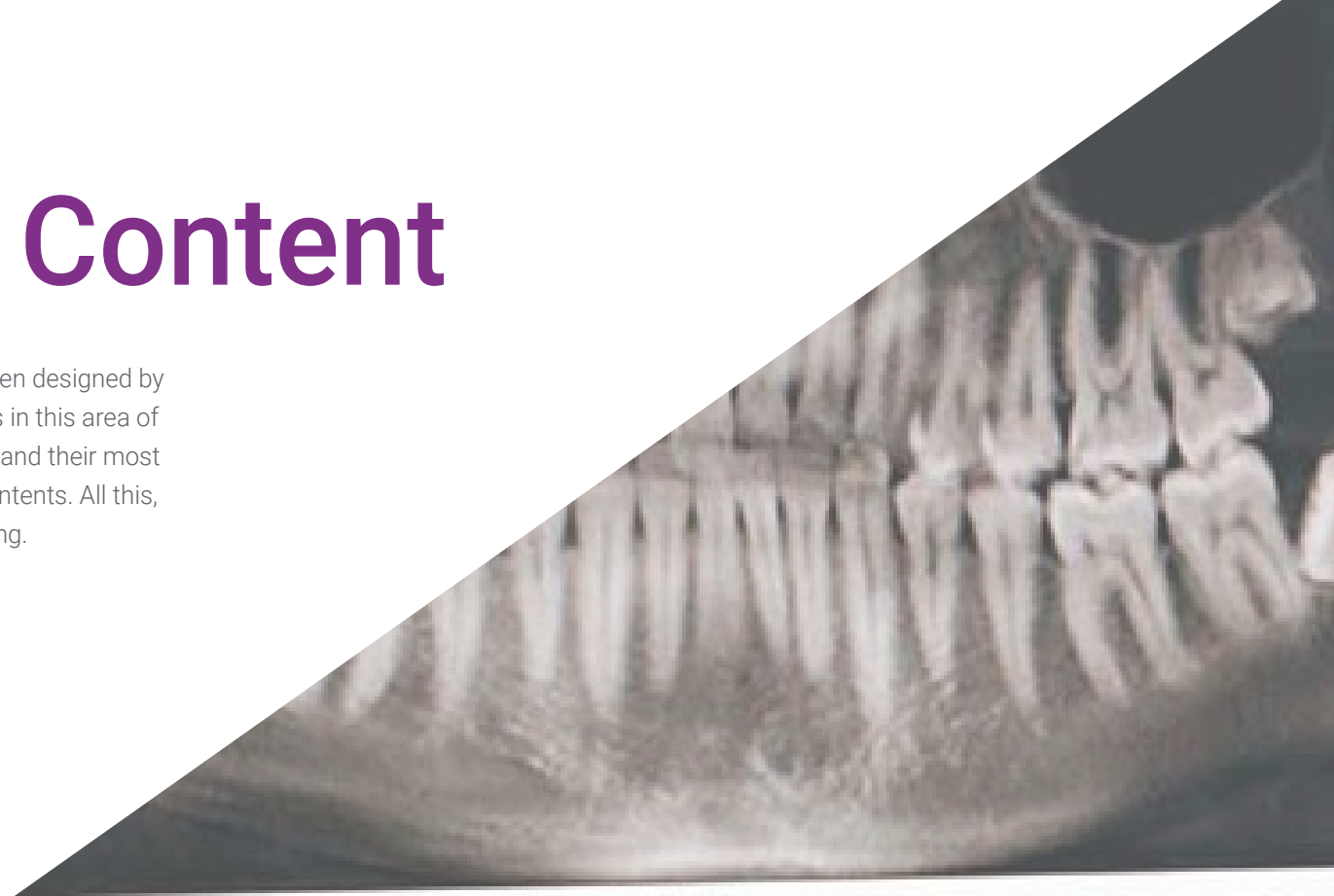


Take the opportunity to learn about the latest advances in this field in order to apply it to your daily practice"

04

Structure and Content

The structure and pedagogical resources of this curriculum have been designed by the renowned professionals that make up the TECH team of experts in this area of Odontology. These specialists have used their extensive experience and their most advanced knowledge to create practical and completely updated contents. All this, based on the most efficient teaching methodology, TECH's Relearning.





“

*Expand your knowledge of Dentistry
and Patient Care, thanks to the most
practical and dynamic didactic materials”*

Module 1. Dental Care in Patients with Cardiovascular Pathology

- 1.1. Cardiovascular System
 - 1.1.1. Components of the Cardiovascular System
 - 1.1.2. Physiology
 - 1.1.3. Regulatory Mechanisms
- 1.2. Heart Failure
 - 1.2.1. Heart Failure Concept
 - 1.2.2. Types
 - 1.2.3. Compensating mechanisms
 - 1.2.4. Etiopathogenesis of Heart Failure
 - 1.2.5. Classification
 - 1.2.6. Treatment
- 1.3. Heart failure: clinical and dental management
 - 1.3.1. Clinical signs and symptoms
 - 1.3.2. Oral complications
 - 1.3.3. Dental Management Protocols
- 1.4. Ischemic Heart Disease
 - 1.4.1. Ischaemic heart disease. Concept
 - 1.4.2. Etiopathogenesis
 - 1.4.3. Risk Factors
 - 1.4.4. Clinical signs and symptoms
 - 1.4.5. Diagnosis and Treatment
- 1.5. Ischemic heart disease: dental management
 - 1.5.1. Potential problems
 - 1.5.2. Dental management: action protocol
 - 1.5.3. Management of Chest Pain during dental treatment
 - 1.5.4. Management of patients with pacemakers
- 1.6. Cardiac Arrhythmias
 - 1.6.1. Cardiac Electrophysiology
 - 1.6.2. Arrhythmia concept
 - 1.6.3. Sinus rhythm and ectopic rhythm
 - 1.6.4. Production Mechanisms of Arrhythmias
 - 1.6.5. Classification

- 1.7. Heart Arrhythmias: clinical and dental management
 - 1.7.1. Clinical Presentation
 - 1.7.2. Diagnostic
 - 1.7.3. Classification
 - 1.7.4. Dental management of patients with arrhythmias
- 1.8. Arterial Hypertension
 - 1.8.1. High Blood Pressure Concept
 - 1.8.2. Etiopathogenesis
 - 1.8.3. Classification
 - 1.8.4. Treatment
 - 1.8.5. Detection of hypertensive patients
- 1.9. Arterial hypertension: dental management
 - 1.9.1. Treatment algorithm for hypertensive patients
 - 1.9.2. Dental Management
 - 1.9.3. Management of hypertensive crisis during dental treatment
- 1.10. Bacterial Endocarditis
 - 1.10.1. Endocarditis Concept
 - 1.10.2. Guidelines of Antibiotic Prophylaxis
 - 1.10.3. Prophylaxis according to cardiac conditions
 - 1.10.4. Prophylaxis according to dental procedures

Module 2. Management of urgent and emergency situations in the dental office

- 2.1. Critical Patients Conceptualization
 - 2.1.1. Critical Patients
 - 2.1.2. Emergency Care
 - 2.1.3. Gravity Standardization
 - 2.1.4. Alert and Alarm Criteria
- 2.2. Technical resources for the control of urgencies and emergencies in a dental cabinet
 - 2.2.1. Airway
 - 2.2.2. Venous Route
 - 2.2.3. Monitoring



- 2.3. Applied pharmacology: basic active principles for use in urgencies and emergencies in a dental cabinet
 - 2.3.1. Cardiovascular sphere
 - 2.3.2. Respiratory sphere
 - 2.3.3. Neurological sphere
- 2.4. Alterations in the Level of Consciousness
 - 2.4.1. Coma: conceptualization
 - 2.4.2. Clinical assessment of the coma patient
 - 2.4.3. Action sequence for the patient with deteriorated level of consciousness
- 2.5. Shock
 - 2.5.1. Shock. Concept
 - 2.5.2. Classification: special study of anaphylactic shock as a model of distributive shock
 - 2.5.3. Actions in case of severe anaphylaxis
- 2.6. Syncope
 - 2.6.1. Syncope. Conceptualization
 - 2.6.2. Classification
 - 2.6.3. Basic actions for the management of the patient with syncope depending on the probable origin of the syncope
- 2.7. Acute Coronary Syndrome (ACS)
 - 2.7.1. Conceptualización: angina vs infarto: tipología
 - 2.7.2. Identification of alarm criteria in a patient with ACS
 - 2.7.3. Sequence of action for management of a patient with ACS in the dental office
- 2.8. Acute complications of AHT
 - 2.8.1. Acute Complications of AHT Conceptualization
 - 2.8.2. Hypertensive Crisis and hypertensive Emergency
 - 2.8.3. Basic actions for the control of hypertensive emergencies
- 2.9. Acute Metabolic Complications
 - 2.9.1. Acute Metabolic Complications. Conceptualization
 - 2.9.2. Acute diabetic decompensations
 - 2.9.3. Actions for the management of the patient with symptomatic hypo / hyperglycemia
- 2.10. BLS (basic life support) / IVS (immediate life support): European Resuscitation Council
 - 2.10.1. Conceptualization
 - 2.10.2. Identification of the PCR patient: prevention
 - 2.10.3. Algorithms of action for patients with CRP

Module 3. Dental management in immunocompromised patients, patients with psychiatric disorders and in less frequent situations in the dental clinic

- 3.1. Dental care for autoimmune disease patient
 - 3.1.1. Concept of immunity. Pathophysiology of the HLA system
 - 3.1.2. Autoimmune diseases with oral repercussions
 - 3.1.3. Clinical Cases
- 3.2. Dental care for autoimmune disease patient (Continued)
 - 3.2.1. Immunodeficiencies
 - 3.2.2. Immunosuppressants
 - 3.2.3. Dental Management of the Immunosuppressed patients
 - 3.2.4. Clinical Cases
- 3.3. Dental care for AIDS patient
 - 3.3.1. HIV Infection. AIDS Triggering
 - 3.3.2. Lesiones principales asociadas al SIDA
 - 3.3.3. Dental management of the patient with AIDS
 - 3.3.4. Clinical Cases
- 3.4. Dental Care in Patients with Psychiatry Pathology
 - 3.4.1. Dental management of the Schizophrenia patient
 - 3.4.2. Dental management of patients with Depressive Syndromes
 - 3.4.3. Dental management of the patient with eating disorders
- 3.5. Dental care in patients who use drugs and/or alcohol
 - 3.5.1. Definition and scheme of action of drugs abuse
 - 3.5.2. Patient dental management of patients with drugs abuse
 - 3.5.3. Clinical Cases
- 3.6. Dental care for neurodegenerative diseases patient
 - 3.6.1. Principal neurodegenerative diseases not associated with aging
 - 3.6.2. Patient dental management with neurodegenerative disease
 - 3.6.3. Clinical Cases
- 3.7. Dental care for patients with joint prostheses
 - 3.7.1. Joint prostheses, classification and complications
 - 3.7.2. Patient odontological management with articular prostheses
 - 3.7.3. Clinical Cases



- 3.8. Dental care for morbidly obese patients
 - 3.8.1. Concept of morbid obesity and associated factors
 - 3.8.2. Dental management of the morbidly obese patient
 - 3.8.3. Clinical Cases
- 3.9. Dental care for the patient with sleep disorders
 - 3.9.1. Apnea syndrome (OSAHS) and obstructive sleep hypopnea (OSA)
 - 3.9.2. Dental management of the patient with OSAHS
 - 3.9.3. Clinical Cases
- 3.10. Dental care for patients undergoing treatment with sex hormones
 - 3.10.1. Concept of gender dysphoria. Pathophysiology
 - 3.10.2. Dental management of the patient with gender dysphoria
 - 3.10.3. Clinical Cases

“*TECH Relearning allows you to acquire new knowledge in a progressive and natural way, without having to spend too much time studying*”



05

Methodology

This academic program offers students a different way of learning. Our methodology uses a cyclical learning approach: **Relearning**.

This teaching system is used, for example, in the most prestigious medical schools in the world, and major publications such as the **New England Journal of Medicine** have considered it to be one of the most effective.





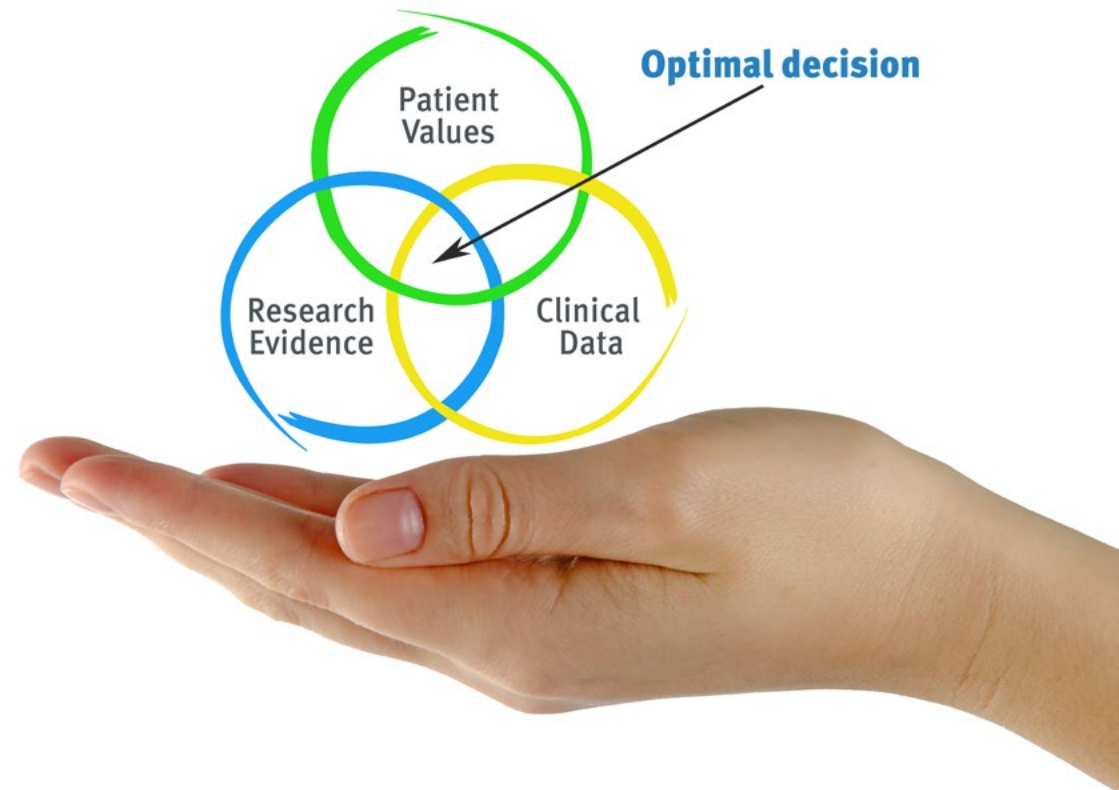
“

Discover Relearning, a system that abandons conventional linear learning, to take you through cyclical teaching systems: a way of learning that has proven to be extremely effective, especially in subjects that require memorization"

At TECH we use the Case Method

In a given situation, what should a professional do? Throughout the program, students will face multiple simulated clinical cases, based on real patients, in which they will have to do research, establish hypotheses, and ultimately resolve the situation. There is an abundance of scientific evidence on the effectiveness of the method. Specialists learn better, faster, and more sustainably over time.

With TECH you will experience a way of learning that is shaking the foundations of traditional universities around the world.



According to Dr. Gérvas, the clinical case is the annotated presentation of a patient, or group of patients, which becomes a "case", an example or model that illustrates some peculiar clinical component, either because of its teaching power or because of its uniqueness or rarity. It is essential that the case is based on current professional life, trying to recreate the real conditions in the dentist's professional practice.

“

Did you know that this method was developed in 1912, at Harvard, for law students? The case method consisted of presenting students with real-life, complex situations for them to make decisions and justify their decisions on how to solve them. In 1924, Harvard adopted it as a standard teaching method”

The effectiveness of the method is justified by four fundamental achievements:

1. Dentists who follow this method not only grasp concepts, but also develop their mental capacity by means of exercises to evaluate real situations and apply their knowledge.
2. Learning is solidly translated into practical skills that allow the student to better integrate into the real world.
3. Ideas and concepts are understood more efficiently, given that the example situations are based on real-life.
4. Students like to feel that the effort they put into their studies is worthwhile. This then translates into a greater interest in learning and more time dedicated to working on the course.



Relearning Methodology

At TECH we enhance the case method with the best 100% online teaching methodology available: Relearning.

This university is the first in the world to combine the study of clinical cases with a 100% online learning system based on repetition, combining a minimum of 8 different elements in each lesson, a real revolution with respect to the mere study and analysis of cases.

The student will learn through real cases and by solving complex situations in simulated learning environments. These simulations are developed using state-of-the-art software to facilitate immersive learning.



At the forefront of world teaching, the Relearning method has managed to improve the overall satisfaction levels of professionals who complete their studies, with respect to the quality indicators of the best online university (Columbia University).

With this methodology we have trained more than 115,000 dentists with unprecedented success, in all specialties regardless of the workload. Our pedagogical methodology is developed in a highly competitive environment, with a university student body with a strong socioeconomic profile and an average age of 43.5 years old.

Relearning will allow you to learn with less effort and better performance, involving you more in your training, developing a critical mindset, defending arguments, and contrasting opinions: a direct equation for success.

In our program, learning is not a linear process, but rather a spiral (learn, unlearn, forget, and re-learn). Therefore, we combine each of these elements concentrically.

The overall score obtained by TECH's learning system is 8.01, according to the highest international standards.



This program offers the best educational material, prepared with professionals in mind:



Study Material

All teaching material is produced by the specialists who teach the course, specifically for the course, so that the teaching content is highly specific and precise.

These contents are then applied to the audiovisual format, to create the TECH online working method. All this, with the latest techniques that offer high quality pieces in each and every one of the materials that are made available to the student.



Educational Techniques and Procedures on Video

TECH introduces students to the latest techniques, the latest educational advances, and to the forefront of medical techniques. All of this in direct contact with students and explained in detail so as to aid their assimilation and understanding. And best of all, you can watch the videos as many times as you like.



Interactive Summaries

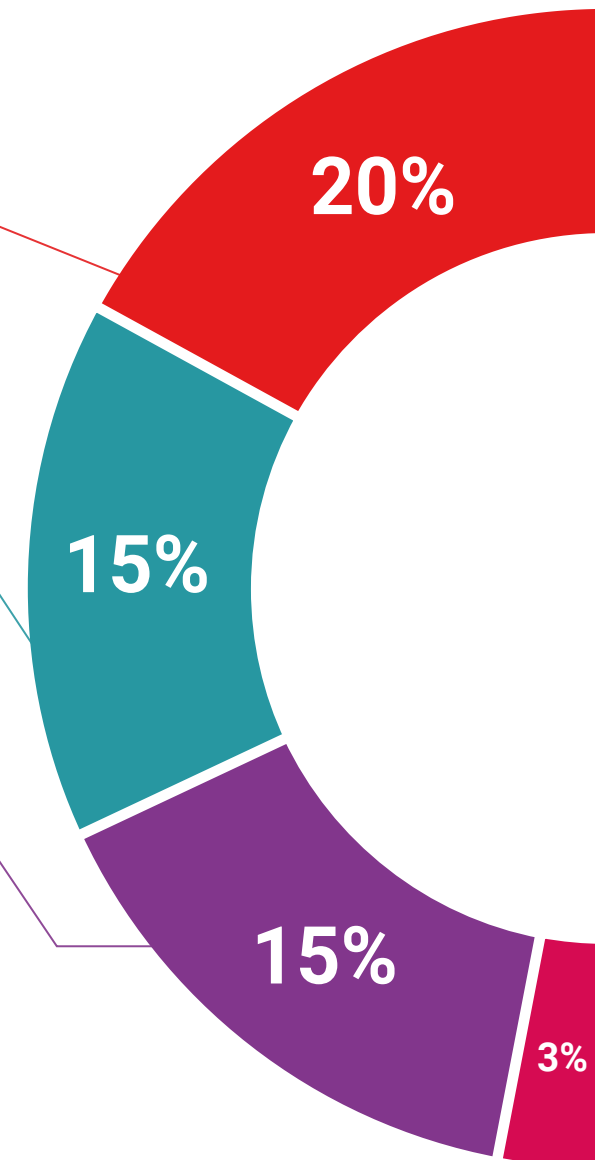
The TECH team presents the contents attractively and dynamically in multimedia lessons that include audio, videos, images, diagrams, and concept maps in order to reinforce knowledge.

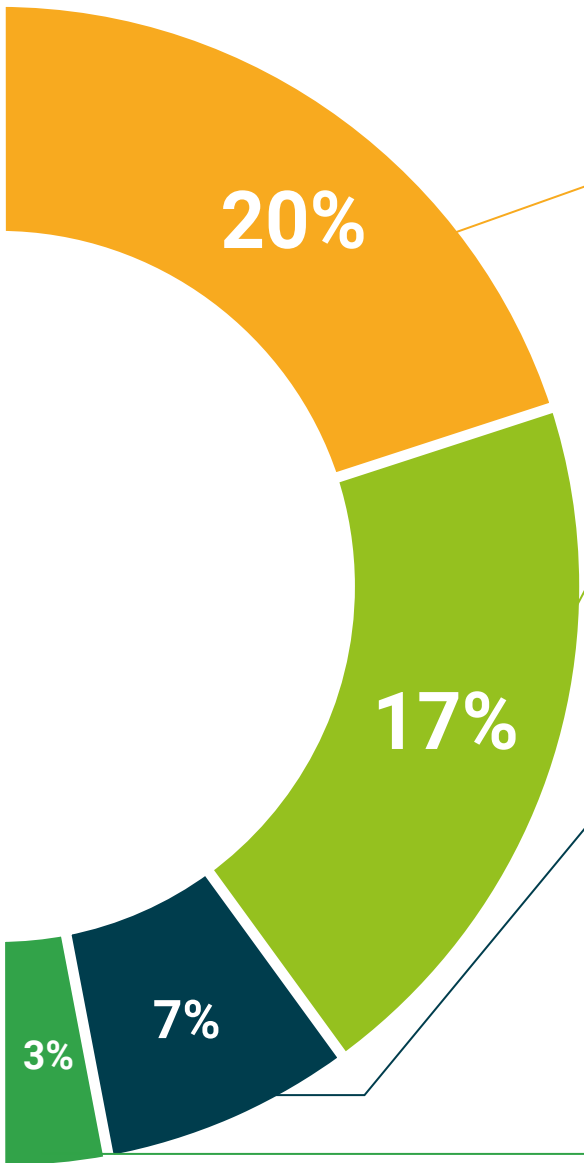
This exclusive educational system for presenting multimedia content was awarded by Microsoft as a "European Success Story".



Additional Reading

Recent articles, consensus documents and international guidelines, among others. In TECH's virtual library, students will have access to everything they need to complete their course.





Expert-Led Case Studies and Case Analysis

Effective learning ought to be contextual. Therefore, TECH presents real cases in which the expert will guide students, focusing on and solving the different situations: a clear and direct way to achieve the highest degree of understanding.



Testing & Retesting

We periodically evaluate and re-evaluate students' knowledge throughout the program, through assessment and self-assessment activities and exercises, so that they can see how they are achieving their goals.



Classes

There is scientific evidence suggesting that observing third-party experts can be useful.
Learning from an Expert strengthens knowledge and memory, and generates confidence in future difficult decisions.



Quick Action Guides

TECH offers the most relevant contents of the course in the form of worksheets or quick action guides. A synthetic, practical, and effective way to help students progress in their learning.



06

Certificate

The Postgraduate Diploma in Dental Care in the Cardiovascular Patient and Emergencies in the Dental Clinic guarantees students, in addition to the most rigorous and up-to-date education, access to a Postgraduate Diploma issued by TECH Technological University.





“

Successfully complete this program and receive your university qualification without having to travel or fill out laborious paperwork”

This **Postgraduate Diploma in Dental Care in the Cardiovascular Patient and Emergencies in the Dental Clinic** contains the most complete and up-to-date scientific program on the market.

After the student has passed the assessments, they will receive their corresponding **Postgraduate Diploma** issued by **TECH Technological University** via tracked delivery*.

The certificate issued by **TECH Technological University** will reflect the qualification obtained in the Postgraduate Diploma, and meets the requirements commonly demanded by labor exchanges, competitive examinations, and professional career evaluation committees.

Title: **Postgraduate Diploma in Dental Care in the Cardiovascular Patient and Emergencies in the Dental Clinic**

Official N° of Hours: **450 h.**



*Apostille Convention. In the event that the student wishes to have their paper certificate issued with an apostille, TECH EDUCATION will make the necessary arrangements to obtain it, at an additional cost.

future
health confidence people
education information tutors
guarantee accreditation teaching
institutions technology learning
community commitment
personalized service innovation
knowledge present
development languages
virtual classroom



Postgraduate Diploma Dental Care in the Cardiovascular Patient and Emergencies in the Dental Clinic

- » Modality: online
- » Duration: 6 months
- » Certificate: TECH Technological University
- » Dedication: 16h/week
- » Schedule: at your own pace
- » Exams: online

Postgraduate Diploma

Dental Care in the Cardiovascular
Patient and Emergencies in the
Dental Clinic