

Postgraduate Diploma

Application of Analytical Techniques and Artificial Intelligence in Dentistry





Postgraduate Diploma Application of Analytical Techniques and Artificial Intelligence in Dentistry

- » Modality: online
- » Duration: 6 months
- » Certificate: TECH Global University
- » Credits: 18 ECTS
- » Schedule: at your own pace
- » Exams: online

Website: www.techtute.com/us/dentistry/postgraduate-diploma/postgraduate-diploma-application-analytical-techniques-artificial-intelligence-dentistry

Index

01

Introduction

p. 4

02

Objectives

p. 8

03

Course Management

p. 12

04

Structure and Content

p. 16

05

Methodology

p. 22

06

Certificate

p. 30

01

Introduction

Artificial Intelligence (AI) is opening up new treatment possibilities for dental professionals. For example, its tools make it possible to monitor the evolution of therapies, make adjustments in real time and even predict the probability of treatment success. Professionals incorporate state-of-the-art trends into their clinical practices with which to provide optimal health care. This contributes to more satisfying patient experiences and improved quality of life. However, to enjoy such advantages, experts need to obtain advanced skills to ensure proper handling of Machine Learning. That is why TECH develops an online qualification that will provide the most cutting-edge techniques to enrich your procedures.





“

You will master 3D Printing applied to the dental field, through a convenient 100% online program"

Dentistry is undergoing a true revolution thanks to 3D Printing and Digital Fabrication. These technologies offer a wide range of advantages in the manufacture of customized dental products. For example, prostheses such as bridges, crowns or splints. As a result, dental professionals are able to significantly improve patient care. In turn, these systems provide dental professionals with a competitive advantage in the labor market, enabling them to offer more personalized and high-quality solutions to their patients. In this way, professionals can take advantage of the opportunities provided by this ever-growing field.

In this context, TECH implements a Postgraduate Diploma that will favor innovation with AI in the dental area. To this end, the syllabus will analyze the application of digital fabrication techniques in dental restoration. The syllabus will also delve into the implementation of robotic arms for precision dental surgeries. On the other hand, experts will use Machine Learning algorithms to identify real diseases through symptoms and clinical signs. Graduates will be highly qualified to customize treatment plans by analyzing AI recommendations. In addition, the program will address ethical considerations in the collection and use of dental data, ensuring that specialists guarantee safety in the handling of sensitive information.

This is undoubtedly an unparalleled opportunity for dentists to keep abreast of the most notorious advances through a unique academic option. Students only need a cell phone, Tablet or computer with an Internet connection to view the content hosted on the virtual platform at any time of the day. A quality university proposal that adapts to the real needs of healthcare professionals.

This **Postgraduate Diploma in Application of Analytical Techniques and Artificial Intelligence in Dentistry** contains the most complete and up-to-date scientific program on the market. The most important features include:

- ♦ The development of case studies presented by experts in Application of Analytical Techniques and AI in Dentistry
- ♦ The graphic, schematic and practical contents with which it is conceived scientific and practical information on those disciplines that are essential for professional practice
- ♦ Practical exercises where self-assessment can be used to improve learning
- ♦ Its special emphasis on innovative methodologies
- ♦ Theoretical lessons, questions to the expert, debate forums on controversial topics, and individual reflection assignments
- ♦ Content that is accessible from any fixed or portable device with an Internet connection



Do you want to offer virtual consultations to your most vulnerable patients? Specialize in Teleodontology with this innovative program"

“

You will delve into the main ethical challenges in the use of Artificial Intelligence, so that your procedures stand out for their human quality”

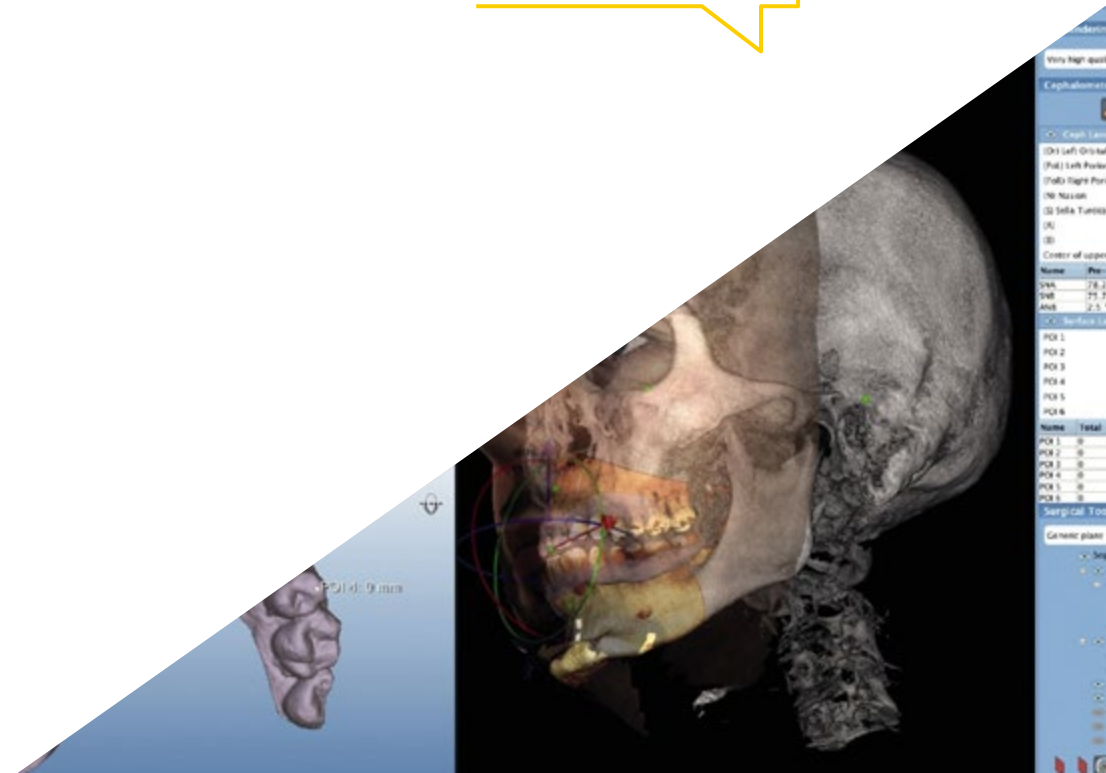
The program’s teaching staff includes professionals from the sector who contribute their work experience to this program, as well as renowned specialists from leading societies and prestigious universities.

The multimedia content, developed with the latest educational technology, will provide the professional with situated and contextual learning, i.e., a simulated environment that will provide immersive education programmed to learn in real situations.

This program is designed around Problem-Based Learning, whereby the professional must try to solve the different professional practice situations that arise during the academic year. For this purpose, the students will be assisted by an innovative interactive video system created by renowned and experienced experts.

You will develop the most advanced strategies to preserve the safety and maintenance of dental equipment.

You will reinforce your key knowledge through the innovative Relearning methodology for an effective assimilation of the subject.



02

Objectives

This program will enable graduates to acquire advanced skills in the implementation of AI for the accurate diagnosis of oral diseases. Dentists will immediately incorporate the most innovative therapeutic treatments, including 3D modeling, into their practice. Likewise, professionals will optimize the medical experience of users by improving both medical and administrative management in dental clinics. Moreover, they will be prepared to provide creative solutions to the most critical patients, such as Teleodontology.



“

This program gives you the opportunity to update your knowledge in a real scenario, with the maximum scientific rigor of an institution at the forefront of technology”



General Objectives

- ♦ Gain a solid understanding of *Machine Learning* principles and their specific application in dental contexts
- ♦ Master methods and tools for analyzing dental data, including visualization techniques to improve diagnostics
- ♦ Develop a thorough understanding of the ethical and privacy considerations associated with the application of AI in dentistry
- ♦ Acquire advanced skills in the application of AI for the accurate diagnosis of oral diseases and interpretation of dental images
- ♦ Understand the specialized use of AI in 3D treatment planning and modeling, optimizing orthodontic treatments and customizing treatment plans
- ♦ Develop competencies to use AI tools in oral health monitoring, oral disease prevention and effective integration of these technologies
- ♦ Know the latest AI technologies applied in 3D printing, robotics, clinical management, teleodontology, and automation of administrative tasks
- ♦ Use AI to analyze patient feedback, improve marketing strategies and dental CRM, optimizing clinical and administrative management in dental clinics
- ♦ Handle large datasets, using *Big Data* concepts, data mining, predictive analytics and machine learning algorithms
- ♦ Explore ethical challenges, regulations, professional liability, social impact, access to dental care, sustainability, policy development, innovation, and future prospects in the application of AI in dentistry





Specific Objectives

Module 1. AI-assisted Dental Diagnostics and Treatment Planning

- ♦ Acquire expertise in the use of AI for treatment planning, including 3D modeling, orthodontic treatment optimization and treatment plan customization
- ♦ Develop advanced skills in the application of AI for the accurate diagnosis of oral diseases, including interpretation of dental images and pathology detection
- ♦ Obtain competencies to use AI tools in oral health monitoring and oral disease prevention, effectively integrating these technologies into dental practice
- ♦ Collect, manage and use both clinical and radiographic data in AI treatment planning
- ♦ Enable students to evaluate and select AI technologies suitable for their dental practice, considering aspects such as accuracy, reliability and scalability

Module 2. Innovation with AI in Dentistry

- ♦ Develop specialized skills in the application of AI in 3D printing, robotics, dental materials development, clinical management, teleodontology, and automation of administrative tasks, addressing diverse areas of dental practice
- ♦ Acquire the ability to strategically implement AI in dental education and training, ensuring that practitioners are equipped to adapt to constantly evolving technological innovations in the dental field
- ♦ Develop specialized skills in the application of AI in 3D printing, robotics, dental materials development, and automation of administrative tasks
- ♦ Employ AI to analyze patient *feedback*, optimizing clinical management in dental clinics to improve patient experience
- ♦ Strategically implement AI in dental education, ensuring that professionals are equipped to adapt to the ever-evolving technological innovations in the dental field

Module 3. Ethics, Regulation and the Future of AI in Dentistry

- ♦ Understand and address ethical challenges related to the use of AI in dentistry, promoting responsible professional practices
- ♦ Inquire into the regulations and standards relevant to the application of AI in Dentistry, developing skills in policy formulation to ensure safe and ethical practices
- ♦ Address the social, educational, business and sustainable impact of AI in dentistry, to adapt to changes in dental practice in the era of advanced AI
- ♦ Manage the tools necessary to understand and address the ethical challenges related to the use of AI in Dentistry, promoting responsible professional practices
- ♦ Provide students with a thorough understanding of the social, business and sustainable impact of AI in the field of dentistry, preparing them to lead and adapt to changes that arise during their professional practice

03

Course Management

In line with its philosophy based on providing educational excellence, for this program TECH has assembled a teaching team specialized in the Application of Analytical Techniques and Machine Learning in Dentistry. These professionals have extensive medical experience, in which they have achieved great success. Their deep knowledge in this field is evident throughout the syllabus to which the students will have access. Likewise, their excellent human qualities and proximity have been taken into account in TECH for their inclusion in this academic option.





“

An exhaustive update on Remote Monitoring Systems through a program designed by real specialists”

Management



Dr. Peralta Martín-Palomino, Arturo

- ♦ CEO and CTO at Prometheus Global Solutions
- ♦ CTO at Korporate Technologies
- ♦ CTO at AI Shephers GmbH
- ♦ Consultant and Strategic Business Advisor at Alliance Medical
- ♦ Director of Design and Development at DocPath
- ♦ Ph.D. in Psychology from the University of Castilla - La Mancha
- ♦ Ph.D. in Economics, Business and Finance from the Camilo José Cela University
- ♦ Ph.D. in Psychology from University of Castilla – La Mancha
- ♦ Professional Master's Degree in Executive MBA by the Isabel I University
- ♦ Professional Master's Degree in Sales and Marketing Management, Isabel I University
- ♦ Expert Master's Degree in Big Data by Hadoop Training
- ♦ Professional Master's Degree in Advanced Information Technologies from the University of Castilla - La Mancha
- ♦ Member of: SMILE Research Group



Dr. Martín-Palomino Sahagún, Patricia

- ♦ Specialist in Dentistry and Orthodontics
- ♦ Private Orthodontist
- ♦ Researcher
- ♦ Ph.D. in Dentistry from the University Alfonso X El Sabio
- ♦ Postgraduate in Orthodontics from the University Alfonso X El Sabio
- ♦ Degree in Dentistry at the University of Alfonso X El Sabio

Professors

Mr. Popescu Radu, Daniel Vasile

- ♦ Pharmacology, Nutrition and Diet Specialist
- ♦ Freelance Producer of Didactic and Scientific Contents
- ♦ Nutritionist and Community Dietitian
- ♦ Community Pharmacist
- ♦ Researcher
- ♦ Professional Master's Degree in Nutrition and Health at the Oberta University of Catalonia (UOC)
- ♦ Professional Master's Degree in Psychopharmacology from the University of Valencia
- ♦ Pharmacist by the Complutense University of Madrid
- ♦ Nutritionist-Dietician at the European University Miguel de Cervantes


Dr. Carrasco González, Ramón Alberto

- ♦ Specialist in Computer Science and Artificial Intelligence
- ♦ Researcher
- ♦ Head of Business Intelligence (Marketing) at Caja General de Ahorros de Granada and Banco Mare Nostrum
- ♦ Head of Information Systems (Data Warehousing and Business Intelligence) at Caja General de Ahorros de Granada and Banco Mare Nostrum
- ♦ Ph.D. in Artificial Intelligence from the University of Granada
- ♦ Computer Engineer from the University of Granada

04

Structure and Content

This Postgraduate Diploma will comprehensively address the comprehensive application of Machine Learning in the dental field, highlighting its usefulness for diagnostics and therapy planning. The academic itinerary will offer professionals emerging technologies such as 3D Models to improve the accuracy of their therapies. Similarly, the syllabus will encourage graduates to carry out innovative proposals, using assisted robotics. In addition, the program will delve into the ethical challenges inherent in the use of AI, addressing aspects such as sustainability.



“

*An academic experience without
schedules or on-site classes and
which you can access from any
device with an Internet connection”*

Module 1. AI-assisted Dental Diagnostics and Treatment Planning

- 1.1. AI in Oral Disease Diagnosis with Pearl
 - 1.1.1. Use of Machine Learning Algorithms to Identify Oral Diseases
 - 1.1.2. Integration of AI in Diagnostic Equipment for Real-Time Analysis
 - 1.1.3. AI-assisted Diagnostic Systems to Improve Accuracy
 - 1.1.4. Analysis of Symptoms and Clinical Signals through AI for Rapid Diagnostics
- 1.2. AI Dental Image Analysis with Aidoc and overjet.ai
 - 1.2.1. Development of Software for the Automatic Interpretation of Dental Radiographs
 - 1.2.2. AI in the Detection of Abnormalities in Oral MRI Images
 - 1.2.3. Improvement in the Quality of Dental Imaging through AI Technologies
 - 1.2.4. Deep Learning Algorithms for Classifying Dental Conditions in Imaging
- 1.3. AI in Caries and Dental Pathology Detection
 - 1.3.1. Pattern Recognition Systems for Identifying Early Cavities
 - 1.3.2. AI for Dental Pathology Risk Assessment with Overjet.ai
 - 1.3.3. Computer Vision Technologies in the Detection of Periodontal Diseases
 - 1.3.4. AI Tools for Caries Monitoring and Progression
- 1.4. 3D Modeling and AI Treatment Planning with Materialise Mimics
 - 1.4.1. Using AI to Create Accurate 3D Models of the Oral Cavity
 - 1.4.2. AI Systems in the Planning of Complex Dental Surgeries
 - 1.4.3. Simulation Tools for Predicting Treatment Outcomes
 - 1.4.4. AI in the Customization of Prosthetics and Dental Appliances
- 1.5. Optimization of Orthodontic Treatments using AI
 - 1.5.1. AI in Orthodontic Treatment Planning and Follow-Up with Dental Monitoring
 - 1.5.2. Algorithms for the Prediction of Tooth Movements and Orthodontic Adjustments
 - 1.5.3. AI Analysis to Reduce Orthodontic Treatment Time
 - 1.5.4. Real-time Remote Monitoring and Treatment Adjustment Systems
- 1.6. Risk Prediction in Dental Treatments
 - 1.6.1. AI Tools for Risk Assessment in Dental Procedures
 - 1.6.2. Decision Support Systems for Identifying Potential Complications
 - 1.6.3. Predictive Models for Anticipating Treatment Reactions
 - 1.6.4. AI-enabled Medical Record Analysis to Personalize Treatments using ChatGPT and Amazon Comprehend Medical





- 1.7. Personalizing Treatment Plans with AI with IBM Watson Health
 - 1.7.1. AI in the Adaptation of Dental Treatments to Individual Needs
 - 1.7.2. AI-based Treatment Recommender Systems
 - 1.7.3. Analysis of Oral Health Data for Personalized Treatment Planning
 - 1.7.4. AI Tools for Adjusting Treatments Based on Patient Response
- 1.8. Oral Health Monitoring with Intelligent Technologies
 - 1.8.1. Smart Devices for Oral Hygiene Monitoring
 - 1.8.2. AI-enabled Mobile Apps for Dental Health Monitoring with Dental Care App
 - 1.8.3. Wearables with Sensors to Detect Changes in Oral Health
 - 1.8.4. AI-based Early Warning Systems to Prevent Oral Diseases
- 1.9. AI in Oral Disease Prevention
 - 1.9.1. AI Algorithms to Identify Oral Disease Risk Factors with AutoML
 - 1.9.2. Oral Health Education and Awareness Systems with AI
 - 1.9.3. Predictive Tools for the Early Prevention of Dental Problems
 - 1.9.4. AI in the Promotion of Healthy Habits for Oral Prevention
- 1.10. Case Studies: Diagnostic and Planning Successes with AI
 - 1.10.1. Analysis of Real Cases where AI Improved Dental Diagnosis
 - 1.10.2. Successful Case Studies on the Implementation of AI for Treatment Planning
 - 1.10.3. Treatment Comparisons with and without the Use of AI
 - 1.10.4. Documentation of Improvements in Clinical Efficiency and Effectiveness with AI

Module 2. Innovation with AI in Dentistry

- 2.1. 3D Printing and Digital Fabrication in Dentistry
 - 2.1.1. Use of 3D Printing for the Creation of Customized Dental Prostheses
 - 2.1.2. Fabrication of Orthodontic Splints and Aligners using 3D Technology
 - 2.1.3. Development of Dental Implants using 3D Printing
 - 2.1.4. Application of Digital Fabrication Techniques in Dental Restoration
- 2.2. Robotics in Dental Procedures
 - 2.2.1. Implementation of Robotic Arms for Precision Dental Surgeries
 - 2.2.2. Use of Robots in Endodontic and Periodontic Procedures
 - 2.2.3. Development of Robotic Systems for Dental Operations Assistance
 - 2.2.4. Integration of Robotics in the Practical Teaching of Dentistry
- 2.3. Development of AI-assisted Dental Materials
 - 2.3.1. Use of AI to Innovate in Dental Restorative Materials
 - 2.3.2. Predictive Analytics for Durability and Efficiency of New Dental Materials
 - 2.3.3. AI in the Optimization of Properties of Materials such as Resins and Ceramics
 - 2.3.4. AI Systems to Customize Materials according to Patient's Needs
- 2.4. AI-enabled Dental Practice Management
 - 2.4.1. AI Systems for Efficient Appointment and Scheduling Management
 - 2.4.2. Data Analysis to Improve Quality of Dental Services
 - 2.4.3. AI Tools for Inventory Management in Dental Clinics with ZenSupplies
 - 2.4.4. Use of AI in the Evaluation and Continuous Improvement of Dental Practice
- 2.5. Teleodontology and Virtual Consultations
 - 2.5.1. Tele-dentistry Platforms for Remote Consultations
 - 2.5.2. Use of Videoconferencing Technologies for Remote Diagnosis
 - 2.5.3. AI Systems for Online Preliminary Assessment of Dental Conditions
 - 2.5.4. Tools for Secure Communication between Patients and Dentists
- 2.6. Automation of Administrative Tasks in Dental Clinics
 - 2.6.1. Implementation of AI Systems for Billing and Accounting Automation
 - 2.6.2. Use of AI Software in Patient Record Management
 - 2.6.3. AI Tools for Optimization of Administrative Workflows
 - 2.6.4. Automatic Scheduling and Reminder Systems for Dental Appointments
- 2.7. Sentiment Analysis of Patient Opinions
 - 2.7.1. Using AI to Assess Patient Satisfaction through Online Feedback with Qualtrics
 - 2.7.2. Natural Language Processing Tools for Analyzing Patient Feedback
 - 2.7.3. AI Systems to Identify Areas for Improvement in Dental Services
 - 2.7.4. Analysis of Patient Trends and Perceptions using AI
- 2.8. AI in Marketing and Patient Relationship Management
 - 2.8.1. Implementation of AI Systems to Personalize Dental Marketing Strategies
 - 2.8.2. AI Tools for Customer Behavior Analysis with Qualtrics
 - 2.8.3. Use of AI in the Management of Marketing Campaigns and Promotions
 - 2.8.4. AI-based Patient Recommendation and Loyalty Systems
- 2.9. Safety and Maintenance of AI Dental Equipment
 - 2.9.1. AI Systems for Monitoring and Predictive Maintenance of Dental Equipment
 - 2.9.2. Use of AI in Ensuring Compliance with Safety Regulations
 - 2.9.3. Automated Diagnostic Tools for Equipment Failure Detection
 - 2.9.4. Implementation of AI-assisted Safety Protocols in Dental Practices
- 2.10. Integration of AI in Dental Education and Training with Dental Care App
 - 2.10.1. Use of AI in Simulators for Hands-on Training in Dentistry
 - 2.10.2. AI Tools for the Personalization of Learning in Dentistry
 - 2.10.3. Systems for Evaluation and Monitoring of Educational Progress using AI
 - 2.10.4. Integration of AI Technologies in the Development of Curricula and Didactic Materials

Module 3. Ethics, Regulation and the Future of AI in Dentistry

- 3.1. Ethical Challenges in the Use of AI in Dentistry
 - 3.1.1. Ethics in AI-assisted Clinical Decision Making
 - 3.1.2. Patient Privacy in Intelligent Dentistry Environments
 - 3.1.3. Professional Accountability and Transparency in AI Systems
- 3.2. Ethical Considerations in the Collection and Use of Dental Data
 - 3.2.1. Informed Consent and Ethical Data Management in Dentistry
 - 3.2.2. Security and Confidentiality in the Handling of Sensitive Data
 - 3.2.3. Ethics in Research with Large Datasets in Dentistry
- 3.3. Fairness and Bias in AI Algorithms in Dentistry
 - 3.3.1. Addressing Bias in Algorithms to Ensure Fairness
 - 3.3.2. Ethics in the Implementation of Predictive Algorithms in Oral Health
 - 3.3.3. Ongoing Monitoring to Mitigate Bias and Promote Equity
- 3.4. Regulations and Standards in Dental AI
 - 3.4.1. Regulatory Compliance in the Development and Use of AI Technologies
 - 3.4.2. Adaptation to Legal Changes in the Deployment of IA Systems
 - 3.4.3. Collaboration with Regulatory Authorities to Ensure Compliance
- 3.5. AI and Professional Responsibility in Dentistry
 - 3.5.1. Development of Ethical Standards for Professionals using AI
 - 3.5.2. Professional Responsibility in the Interpretation of AI Results
 - 3.5.3. Continuing Education in Ethics for Oral Health Professionals
- 3.6. Social Impact of AI in Dental Care
 - 3.6.1. Social Impact Assessment for Responsible Introduction of AI
 - 3.6.2. Effective Communication about AI Technologies with Patients
 - 3.6.3. Community Participation in the Development of Dental Technologies
- 3.7. AI and Access to Dental Care
 - 3.7.1. Improving Access to Dental Services through AI Technologies
 - 3.7.2. Addressing Accessibility Challenges with AI Solutions
 - 3.7.3. Equity in the Distribution of AI-assisted Dental Services
- 3.8. AI and Sustainability in Dental Practices
 - 3.8.1. Energy Efficiency and Waste Reduction with AI Implementation
 - 3.8.2. Sustainable Practice Strategies Enhanced by AI Technologies
 - 3.8.3. Environmental Impact Assessment in the Integration of AI Systems
- 3.9. AI Policy Development for the Dental Sector
 - 3.9.1. Collaboration with Institutions for the Development of Ethical Policies
 - 3.9.2. Creation of Best Practice Guidelines on the Use of AI
 - 3.9.3. Active Participation in the Formulation of AI-related Government Policies
- 3.10. Ethical Risk and Benefit Assessment of AI in Dentistry
 - 3.10.1. Ethical Risk Analysis in the Implementation of AI Technologies
 - 3.10.2. Ongoing Assessment of Ethical Impact on Dental Care
 - 3.10.3. Long-term Benefits and Risk Mitigation in the Deployment of AI Systems



Study through innovative multimedia didactic formats that will optimize your updating process"

05

Methodology

This academic program offers students a different way of learning. Our methodology uses a cyclical learning approach: **Relearning**.

This teaching system is used, for example, in the most prestigious medical schools in the world, and major publications such as the **New England Journal of Medicine** have considered it to be one of the most effective.





“

Discover Relearning, a system that abandons conventional linear learning, to take you through cyclical teaching systems: a way of learning that has proven to be extremely effective, especially in subjects that require memorization"

At TECH we use the Case Method

In a given situation, what should a professional do? Throughout the program, students will face multiple simulated clinical cases, based on real patients, in which they will have to do research, establish hypotheses, and ultimately resolve the situation. There is an abundance of scientific evidence on the effectiveness of the method. Specialists learn better, faster, and more sustainably over time.

With TECH you will experience a way of learning that is shaking the foundations of traditional universities around the world.



According to Dr. Gérvas, the clinical case is the annotated presentation of a patient, or group of patients, which becomes a "case", an example or model that illustrates some peculiar clinical component, either because of its teaching power or because of its uniqueness or rarity. It is essential that the case is based on current professional life, trying to recreate the real conditions in the dentist's professional practice.

“

Did you know that this method was developed in 1912, at Harvard, for law students? The case method consisted of presenting students with real-life, complex situations for them to make decisions and justify their decisions on how to solve them. In 1924, Harvard adopted it as a standard teaching method”

The effectiveness of the method is justified by four fundamental achievements:

1. Dentists who follow this method not only grasp concepts, but also develop their mental capacity by means of exercises to evaluate real situations and apply their knowledge.
2. Learning is solidly translated into practical skills that allow the student to better integrate into the real world.
3. Ideas and concepts are understood more efficiently, given that the example situations are based on real-life.
4. Students like to feel that the effort they put into their studies is worthwhile. This then translates into a greater interest in learning and more time dedicated to working on the course.



Relearning Methodology

At TECH we enhance the case method with the best 100% online teaching methodology available: Relearning.

This university is the first in the world to combine the study of clinical cases with a 100% online learning system based on repetition, combining a minimum of 8 different elements in each lesson, a real revolution with respect to the mere study and analysis of cases.

The student will learn through real cases and by solving complex situations in simulated learning environments. These simulations are developed using state-of-the-art software to facilitate immersive learning.



At the forefront of world teaching, the Relearning method has managed to improve the overall satisfaction levels of professionals who complete their studies, with respect to the quality indicators of the best online university (Columbia University).

With this methodology we have trained more than 115,000 dentists with unprecedented success, in all specialties regardless of the workload. Our pedagogical methodology is developed in a highly competitive environment, with a university student body with a strong socioeconomic profile and an average age of 43.5 years old.

Relearning will allow you to learn with less effort and better performance, involving you more in your training, developing a critical mindset, defending arguments, and contrasting opinions: a direct equation for success.

In our program, learning is not a linear process, but rather a spiral (learn, unlearn, forget, and re-learn). Therefore, we combine each of these elements concentrically.

The overall score obtained by TECH's learning system is 8.01, according to the highest international standards.



This program offers the best educational material, prepared with professionals in mind:



Study Material

All teaching material is produced by the specialists who teach the course, specifically for the course, so that the teaching content is highly specific and precise.

These contents are then applied to the audiovisual format, to create the TECH online working method. All this, with the latest techniques that offer high quality pieces in each and every one of the materials that are made available to the student.



Educational Techniques and Procedures on Video

TECH introduces students to the latest techniques, the latest educational advances, and to the forefront of medical techniques. All of this in direct contact with students and explained in detail so as to aid their assimilation and understanding. And best of all, you can watch the videos as many times as you like.



Interactive Summaries

The TECH team presents the contents attractively and dynamically in multimedia lessons that include audio, videos, images, diagrams, and concept maps in order to reinforce knowledge.

This exclusive educational system for presenting multimedia content was awarded by Microsoft as a "European Success Story".



Additional Reading

Recent articles, consensus documents and international guidelines, among others. In TECH's virtual library, students will have access to everything they need to complete their course.





Expert-Led Case Studies and Case Analysis

Effective learning ought to be contextual. Therefore, TECH presents real cases in which the expert will guide students, focusing on and solving the different situations: a clear and direct way to achieve the highest degree of understanding.



Testing & Retesting

We periodically evaluate and re-evaluate students' knowledge throughout the program, through assessment and self-assessment activities and exercises, so that they can see how they are achieving their goals.



Classes

There is scientific evidence suggesting that observing third-party experts can be useful.
Learning from an Expert strengthens knowledge and memory, and generates confidence in future difficult decisions.



Quick Action Guides

TECH offers the most relevant contents of the course in the form of worksheets or quick action guides. A synthetic, practical, and effective way to help students progress in their learning.



06

Certificate

This Postgraduate Diploma in Application of Analytical Techniques and Artificial Intelligence in Dentistry guarantees, in addition to the most rigorous and up-to-date education, access to a Postgraduate Diploma issued by TECH Global University.



“

*Successfully complete this program
and receive your university qualification
without having to travel or fill out
laborious paperwork”*

This program will allow you to obtain your **Postgraduate Diploma in Application of Analytical Techniques and Artificial Intelligence in Dentistry** endorsed by **TECH Global University**, the world's largest online university.

TECH Global University is an official European University publicly recognized by the Government of Andorra ([official bulletin](#)). Andorra is part of the European Higher Education Area (EHEA) since 2003. The EHEA is an initiative promoted by the European Union that aims to organize the international training framework and harmonize the higher education systems of the member countries of this space. The project promotes common values, the implementation of collaborative tools and strengthening its quality assurance mechanisms to enhance collaboration and mobility among students, researchers and academics.

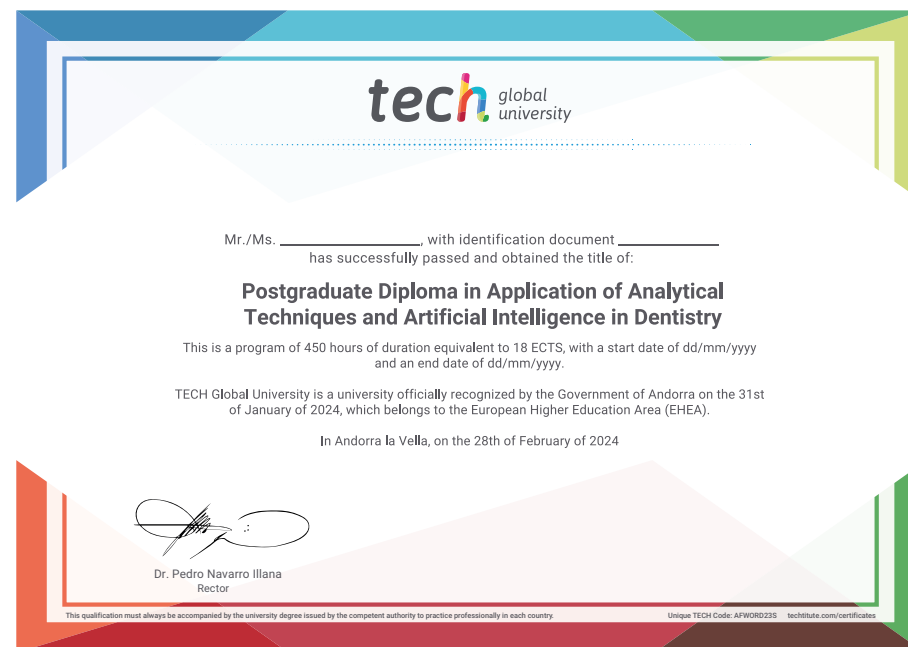
This **TECH Global University** title is a European program of continuing education and professional updating that guarantees the acquisition of competencies in its area of knowledge, providing a high curricular value to the student who completes the program.

Title: **Postgraduate Diploma in Application of Analytical Techniques and Artificial Intelligence in Dentistry**

Modality: **online**

Duration: **6 months**

Accreditation: **18 ECTS**



*Apostille Convention. In the event that the student wishes to have their paper diploma issued with an apostille, TECH Global University will make the necessary arrangements to obtain it, at an additional cost.

future
health confidence people
education information tutors
guarantee accreditation teaching
institutions technology learning
community commitment
personalized service innovation
knowledge present
development languages
virtual classroom



Postgraduate Diploma
Application of Analytical
Techniques and Artificial
Intelligence in Dentistry

- » Modality: online
- » Duration: 6 months
- » Certificate: TECH Global University
- » Credits: 18 ECTS
- » Schedule: at your own pace
- » Exams: online

Postgraduate Diploma

Application of Analytical
Techniques and Artificial
Intelligence in Dentistry