

# Postgraduate Certificate

## TMJ Dysfunction





## Postgraduate Certificate TMJ Dysfunction

- » Modality: online
- » Duration: 6 weeks
- » Certificate: TECH Technological University
- » Dedication: 16h/week
- » Schedule: at your own pace
- » Exams: online

Website: [www.techtitute.com/in/dentistry/postgraduate-certificate/tmj-dysfunction](http://www.techtitute.com/in/dentistry/postgraduate-certificate/tmj-dysfunction)

# Index

01

Introduction

---

*p. 4*

02

Objectives

---

*p. 8*

03

Course Management

---

*p. 12*

04

Structure and Content

---

*p. 16*

05

Methodology

---

*p. 20*

06

Certificate

---

*p. 28*

# 01

# Introduction

In this day and age, TMJ Dysfunction involves a growing awareness and understanding of this disorder, which should be applied in research advances and treatment approaches. In addition, it is estimated that millions of people worldwide suffer from some form of TMJ dysfunction, and symptoms can range from pain in the jaw, head and neck to difficulty with mouth gesticulation. For this reason, it is important to have professionals specialized in this field and this program seeks to provide participants with the most relevant knowledge to be the best in this field. This, through a 100% online methodology that will allow them to have more control over their time.





“

*Enroll now, become a specialist in the treatment of TMJ Dysfunction and get access to the best job offers in the field of dentistry”*

The main causes of TMJ Dysfunction can be multifactorial, involving biomechanical, muscular and genetic aspects, so the prevalence of these disorders is high, affecting a large proportion of the population in different age and gender groups. For this reason, TECH developed this Postgraduate Certificate, which aims to train dental professionals to have a deeper knowledge about the symptoms of this condition and how to treat them.

This will be based on an academic itinerary elaborated by the best professionals in this field and will deal with the anatomical, etiological and biomechanical aspects of the TMJ, as well as the study of the signs and symptoms of the joint disease. In addition, participants will delve into the study of the structure of this joint and the factors that contribute to its damage.

In this way, this program provides dental professionals with the knowledge and skills necessary to make a very accurate diagnosis and apply an effective treatment of this condition. In addition, you will have a more complete picture of the current requirements for these professionals and will be able to master them in an advanced way.

This program is based on the innovative Relearning methodology, which provides a complete 100% online learning, offering students the flexibility to study from anywhere and on their own schedule. Likewise, they will have 24-hour access to multimedia resources to assimilate the contents at their own pace. In addition, through the analysis of case studies, participants will develop problem-solving skills by facing realistic simulated situations.

This **Postgraduate Certificate in TMJ Dysfunction** contains the most complete and up-to-date scientific program on the market. The most important features include:

- ♦ The development of case studies presented by experts in TMJ Dysfunction
- ♦ The graphic, schematic, and practical contents with which they are created, provide scientific and practical information on the disciplines that are essential for professional practice
- ♦ Practical exercises where the self-assessment process can be carried out to improve learning
- ♦ Its special emphasis on innovative methodologies
- ♦ Theoretical lessons, questions to the expert, debate forums on controversial topics, and individual reflection assignments
- ♦ Content that is accessible from any fixed or portable device with an Internet connection



*A Postgraduate Certificate that will help you understand the anatomy of this joint and the type of dislocations that can occur in it"*

“

*Stand out among the best in the field of dentistry and specialize in the treatment of TMJ disorders"*

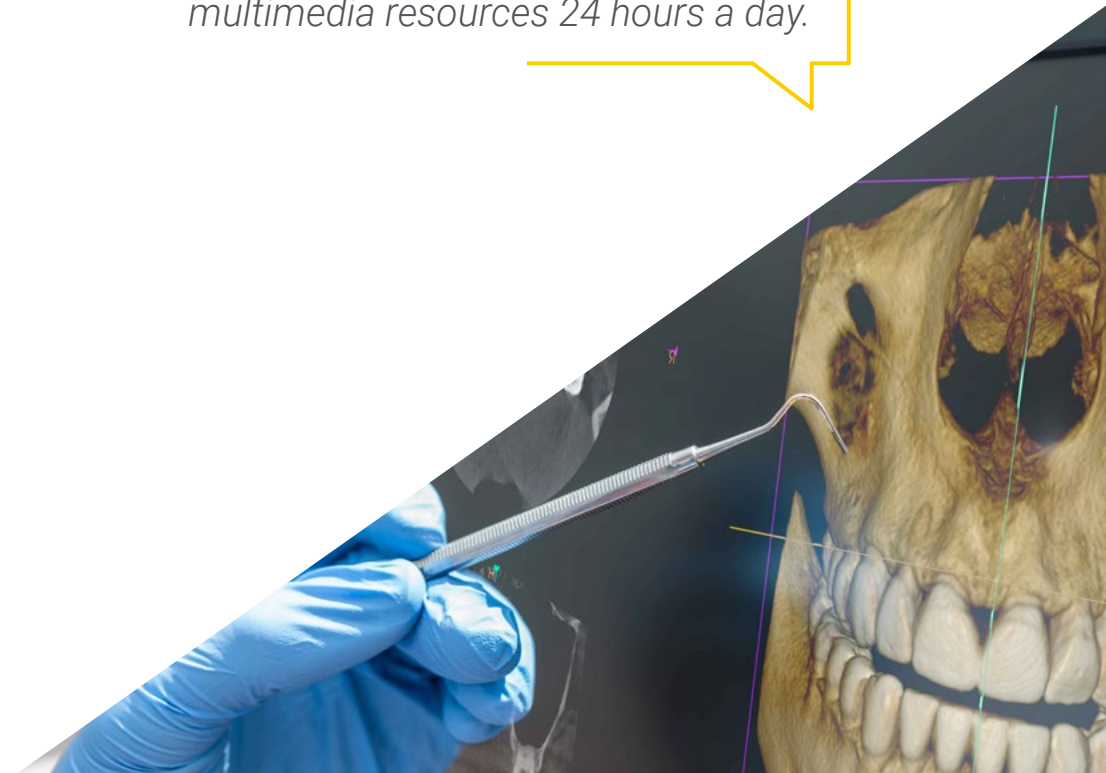
*With this program, you will develop advanced clinical and diagnostic skills in the management of TMJ Dysfunction, which will open up new career opportunities.*

*Learn in an innovative way with our Relearning method, which allows you to study at your own pace and access multimedia resources 24 hours a day.*

The program's teaching staff includes professionals from sector who contribute their work experience to this educational program, as well as renowned specialists from leading societies and prestigious universities.

Its multimedia content, developed with the latest educational technology, will provide the professional with situated and contextual learning, i.e., a simulated environment that will provide an immersive education programmed to learn in real situations.

The design of this program focuses on Problem-Based Learning, by means of which the professional must try to solve the different professional practice situations that are presented throughout the academic course. This will be done with the help of an innovative system of interactive videos made by renowned experts.



# 02

# Objectives

The main objective of this educational program is to offer students the latest updates in dentistry, with a special focus on the field of TMJ Dysfunction diagnosis, providing them with the necessary tools to master the treatment techniques available for this problem. This will enable them to confidently care for patients presenting with this condition. All this will be achieved through the study of multimedia resources that will strengthen the participants' skills in this area.





## Histograma



“

*Delve into the most common symptoms that occur in patients with TMJ Dysfunction and use them to make treatment more effective"*



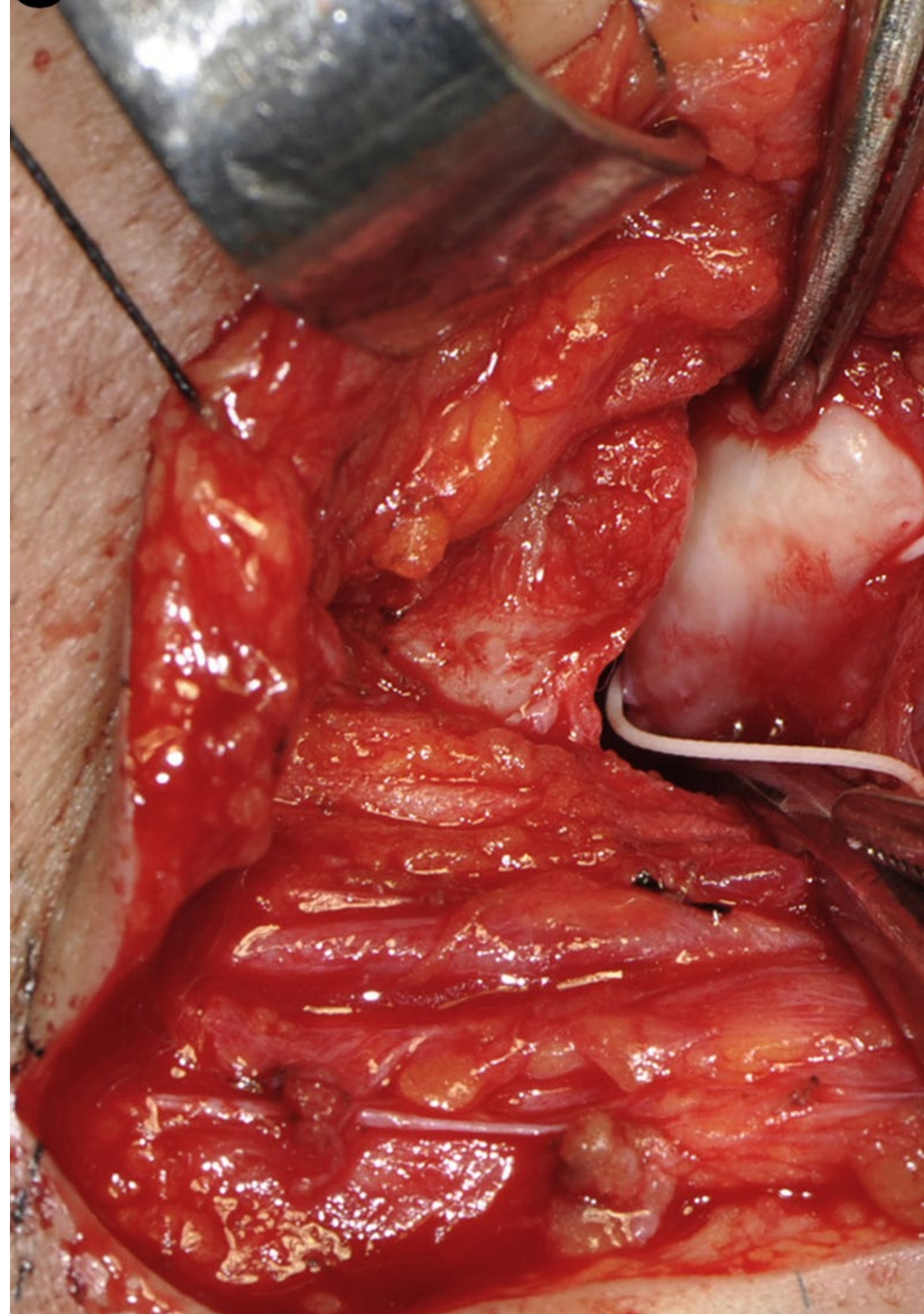
## General Objectives

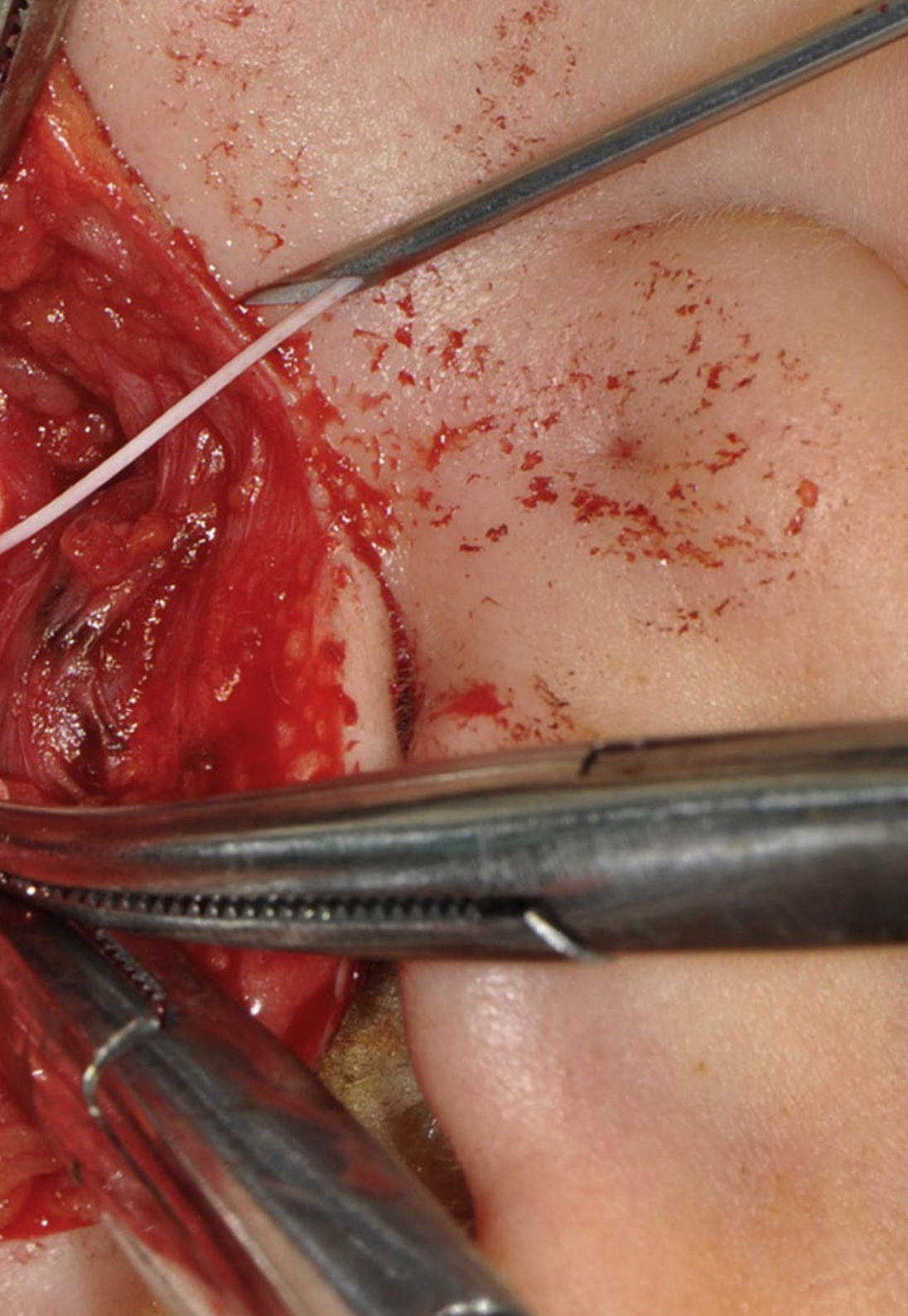
---

- To sediment your knowledge in anatomy, physiology and orofacial pathology to be able to make accurate diagnoses and design adequate treatment plans
- To develop skills in performing clinical examinations and interpreting data for an accurate diagnosis and an optimal treatment plan
- To update knowledge in the use of dental materials, clinical and laboratory techniques in the design of prostheses with high physiological and aesthetic performance
- To acquire knowledge in the prevention and treatment of complications related to dental prosthetics and occlusion
- To understand the importance of interdisciplinary collaboration for the achievement of ideal results
- To have an in-depth knowledge of the latest clinical and digital trends in the field of oral rehabilitation



*Master the most current techniques in the management of TMJ Dysfunction, to ensure you provide quality treatment to your patients"*





## Specific Objectives

---

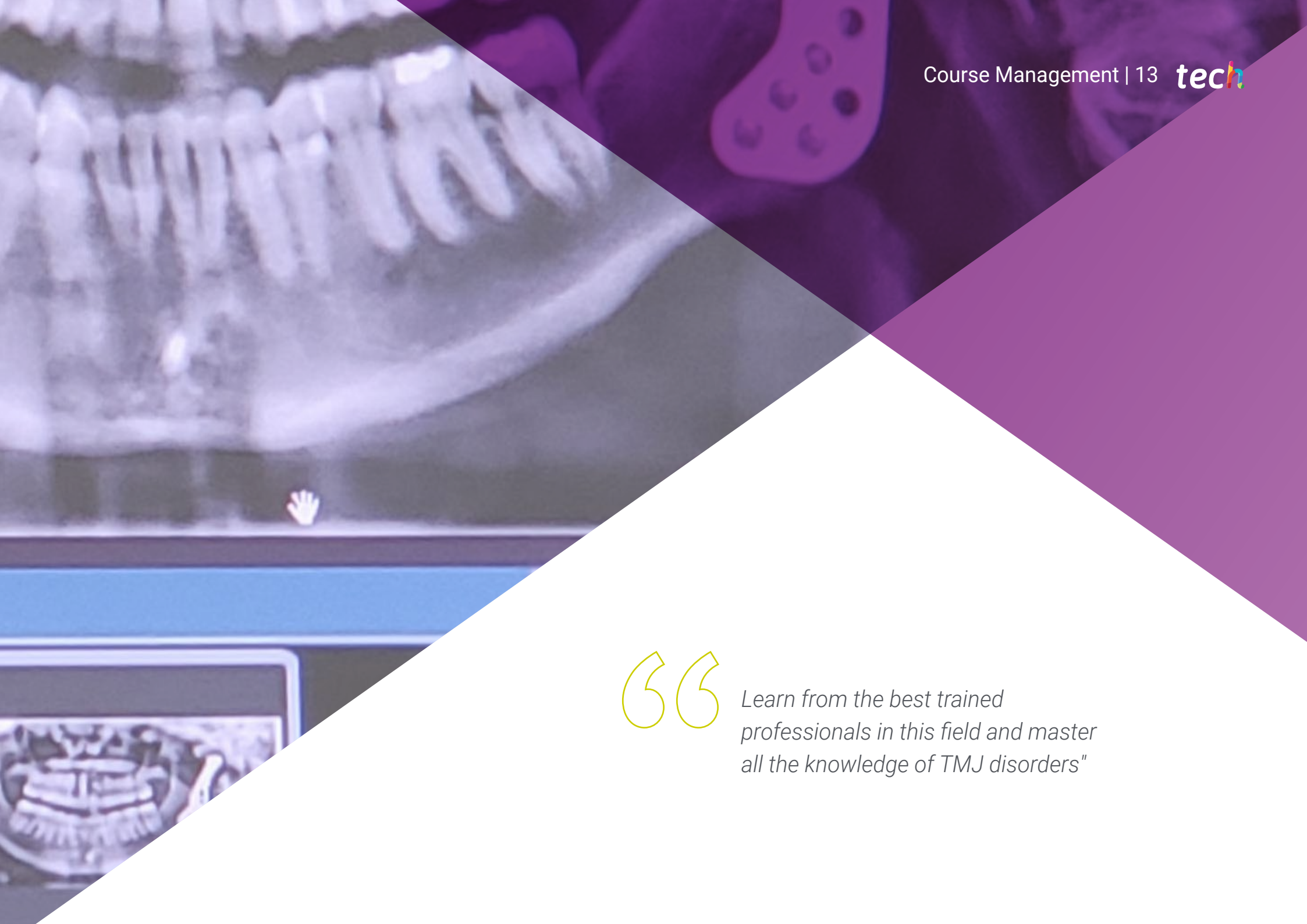
- ◆ To delve into the anatomy of the temporomandibular joint (TMJ), as well as the definition of its dysfunction, etiology and prevalence of disorders that can affect it
- ◆ To identify the signs and symptoms of joint disease in the TMJ, which will allow a proper diagnosis to be made
- ◆ To recognize the importance of TMJ dysfunction in daily practice, as it can affect the quality of life of patients and their ability to perform daily activities
- ◆ To delve into the biomechanics of the TMJ to understand how the joint functions and how disorders can occur in the joint
- ◆ To classify the different dysfunctions that can affect the TMJ, which will allow to identify and differentiate the different types of disorders
- ◆ To identify the muscle disorders that can affect the TMJ, including local myalgia and myofascial pain
- ◆ To assimilate the different types of TMJ dislocation
- ◆ To inquire into the articular surface incompatibilities that can affect the TMJ, including articular surface disruptions, adhesions, hypermobility and spontaneous dislocation
- ◆ To delve into the differences between osteoarthritis and osteoarthrosis, and understand how these conditions can affect the TMJ
- ◆ To differentiate between muscle and joint pathology in order to make an accurate and appropriate diagnosis leading to effective treatment
- ◆ To delve into the different treatment options for the different conditions of the myoarticular complex
- ◆ To update knowledge on how to take a clinical history for TMJ dysfunction, including the questions that should never be missed to obtain accurate and complete information

03

# Course Management

In order to provide excellent training, TECH has assembled an outstanding faculty composed of experts in dentistry for this Postgraduate Certificate. Professionals who enroll in this program will have access to an advanced syllabus developed by a specialized team with extensive knowledge in the field of TMJ Dysfunction treatments and extensive experience in private clinics.





“

*Learn from the best trained professionals in this field and master all the knowledge of TMJ disorders"*

## Management



### Dr. Visiedo Corvillo, Rosabel

- ♦ Executive CEO of the OI TECH implant house
- ♦ Consultant for prosthetic attachments for the international manufacturer of dental implants AVENIR S.R.L
- ♦ Degree in Dentistry, International University of Catalonia
- ♦ Master in Occlusion and Implant Prosthesis by the Superior School of Implantology and Oral Rehabilitation



### Dr. Dueñas Carrillo, Alfredo L

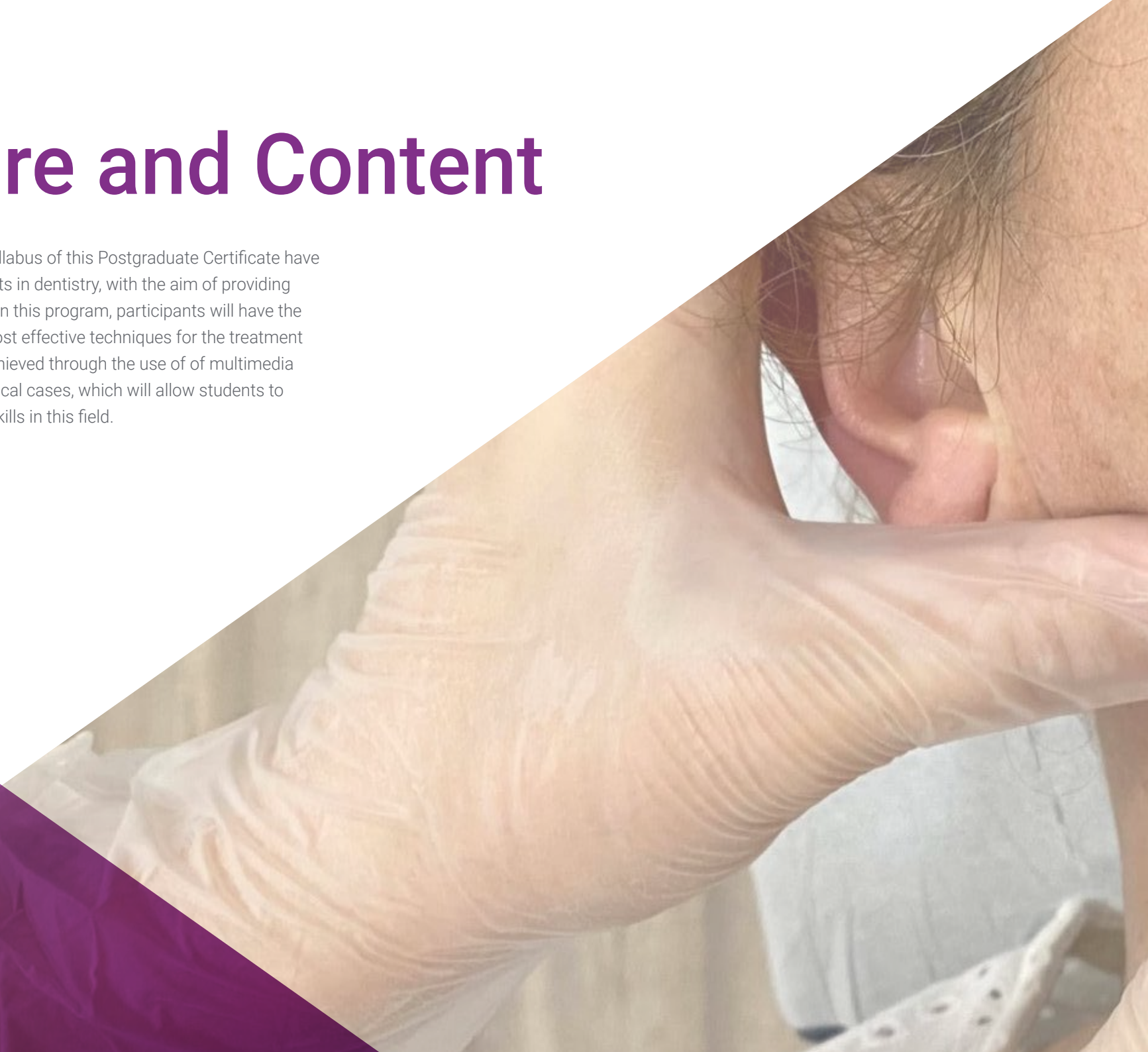
- ♦ Research and development CEO of the OI TECH implant house
- ♦ Consultant of the Company for the international manufacturer of dental implants AVENIR S.R.L
- ♦ Own dental practice. GABIDENT Cardedeu in Barcelona
- ♦ Teaching Instructor of the Department of Oral and Maxillofacial Surgery of the Faculty of Dentistry of the University of Havana
- ♦ First Degree Specialist in Oral and Maxillofacial Surgery at the University of Havana
- ♦ Master's Degree in Implantology by the University of la Florida,
- ♦ Member of: Spanish Society of Oral Surgery and Implantology and Committee of experts of the OXTEIN implant house



# 04

## Structure and Content

The contents that are part of the syllabus of this Postgraduate Certificate have been designed by recognized experts in dentistry, with the aim of providing students with high quality training. In this program, participants will have the opportunity to be updated in the most effective techniques for the treatment of TMJ Dysfunction. This will be achieved through the use of multimedia resources and the analysis of practical cases, which will allow students to develop outstanding professional skills in this field.





“

*This syllabus will provide you with important aspects of dental anatomy and how it is affected by temporomandibular joint involvement"*

## Module 1. ATM: ATM Anatomy, Physiology and Dysfunction

- 1.1. ATM Anatomy, Definition, Etiology and Prevalence of its Disorders
  - 1.1.1. Anatomic Structures Involved in Temporomandibular Joint (TMJ)
  - 1.1.2. Functions of the TMJ in Mastication and Speech
  - 1.1.3. Muscular and Ligamentous Connections of the TMJ
- 1.2. Signs and Symptoms of Joint Disease
  - 1.2.1. Associated Pain
  - 1.2.2. Types of Articular Noises
  - 1.2.3. Limitations
  - 1.2.4. Deviations
- 1.3. Importance of Dysfunction in Daily Practice
  - 1.3.1. Difficulties in Chewing and Speaking
  - 1.3.2. Chronic Pain
  - 1.3.3. Dental and Orthodontic Problems
  - 1.3.4. Sleep Disorders
- 1.4. TMJ Biomechanics
  - 1.4.1. Mechanisms of Jaw Movement
  - 1.4.2. Factors Affecting TMJ Stability and Functionality
  - 1.4.3. Forces and Loads Applied to the TMJ During Chewing
- 1.5. Classification of Dysfunction
  - 1.5.1. Articular Dysfunction
  - 1.5.2. Muscular Dysfunction
  - 1.5.3. Mixed Dysfunction
- 1.6. Muscle Alterations Local Myalgia Myofascial Pain
  - 1.6.1. Localized Myalgia
  - 1.6.2. Myofascial Pain
  - 1.6.3. Muscle Spasms
- 1.7. Condyle-disc Complex Alterations Dislocation with Reduction Dislocation With Reduction With Intermittent Blocking Dislocation Without Reduction With Limitation of Opening Dislocation Without Reduction Without Limitation of Opening
  - 1.7.1. Dislocation with Reduction
  - 1.7.2. Dislocation With Reduction With Intermittent Blocking
  - 1.7.3. Dislocation Without Reduction With Limitation of Opening
  - 1.7.4. Dislocation Without Reduction Without Limitation of Opening





- 1.8. Incompatibility of Articular Surfaces
  - 1.8.1. Alterations of Articular Surfaces
  - 1.8.2. Adhesions
  - 1.8.3. Hypermobility
  - 1.8.4. Spontaneous Dislocation
- 1.9. Osteoarthritis and Osteoarthrosis
  - 1.9.1. Causes and Risk Factors
  - 1.9.2. Signs and Symptoms
  - 1.9.3. Treatment and Prevention
- 1.10. Differential Diagnosis Between Muscle and Joint Pathology
  - 1.10.1. Clinical Assessment
  - 1.10.2. Radiological Studies
  - 1.10.3. Electromyographic Studies
  - 1.10.4. Treatment of the Different Affections of the Myoarticular Complex
    - 1.10.4.1. Physical Therapy and Rehabilitation
    - 1.10.4.2. Pharmacology
    - 1.10.4.3. Surgery



*This is the best Postgraduate Certificate on TMJ Dysfunction and the only one that will allow you to grow immediately at a professional level"*

# 05

# Methodology

This academic program offers students a different way of learning. Our methodology uses a cyclical learning approach: **Relearning**.

This teaching system is used, for example, in the most prestigious medical schools in the world, and major publications such as the **New England Journal of Medicine** have considered it to be one of the most effective.





“

*Discover Relearning, a system that abandons conventional linear learning, to take you through cyclical teaching systems: a way of learning that has proven to be extremely effective, especially in subjects that require memorization"*

## At TECH we use the Case Method

In a given situation, what should a professional do? Throughout the program, students will face multiple simulated clinical cases, based on real patients, in which they will have to do research, establish hypotheses, and ultimately resolve the situation. There is an abundance of scientific evidence on the effectiveness of the method. Specialists learn better, faster, and more sustainably over time.

*With TECH you will experience a way of learning that is shaking the foundations of traditional universities around the world.*



According to Dr. Gervas, the clinical case is the annotated presentation of a patient, or group of patients, which becomes a "case", an example or model that illustrates some peculiar clinical component, either because of its teaching power or because of its uniqueness or rarity. It is essential that the case is based on current professional life, trying to recreate the real conditions in the dentist's professional practice.

“

*Did you know that this method was developed in 1912, at Harvard, for law students? The case method consisted of presenting students with real-life, complex situations for them to make decisions and justify their decisions on how to solve them. In 1924, Harvard adopted it as a standard teaching method”*

The effectiveness of the method is justified by four fundamental achievements:

1. Dentists who follow this method not only grasp concepts, but also develop their mental capacity by means of exercises to evaluate real situations and apply their knowledge.
2. Learning is solidly translated into practical skills that allow the student to better integrate into the real world.
3. Ideas and concepts are understood more efficiently, given that the example situations are based on real-life.
4. Students like to feel that the effort they put into their studies is worthwhile. This then translates into a greater interest in learning and more time dedicated to working on the course.



## Relearning Methodology

At TECH we enhance the case method with the best 100% online teaching methodology available: Relearning.

This university is the first in the world to combine the study of clinical cases with a 100% online learning system based on repetition, combining a minimum of 8 different elements in each lesson, a real revolution with respect to the mere study and analysis of cases.

*The student will learn through real cases and by solving complex situations in simulated learning environments. These simulations are developed using state-of-the-art software to facilitate immersive learning.*





At the forefront of world teaching, the Relearning method has managed to improve the overall satisfaction levels of professionals who complete their studies, with respect to the quality indicators of the best online university (Columbia University).

With this methodology we have trained more than 115,000 dentists with unprecedented success, in all specialties regardless of the workload. Our pedagogical methodology is developed in a highly competitive environment, with a university student body with a strong socioeconomic profile and an average age of 43.5 years old.

*Relearning will allow you to learn with less effort and better performance, involving you more in your training, developing a critical mindset, defending arguments, and contrasting opinions: a direct equation for success.*

In our program, learning is not a linear process, but rather a spiral (learn, unlearn, forget, and re-learn). Therefore, we combine each of these elements concentrically.

The overall score obtained by TECH's learning system is 8.01, according to the highest international standards.



This program offers the best educational material, prepared with professionals in mind:



#### Study Material

All teaching material is produced by the specialists who teach the course, specifically for the course, so that the teaching content is highly specific and precise.

These contents are then applied to the audiovisual format, to create the TECH online working method. All this, with the latest techniques that offer high quality pieces in each and every one of the materials that are made available to the student.



#### Educational Techniques and Procedures on Video

TECH introduces students to the latest techniques, the latest educational advances, and to the forefront of medical techniques. All of this in direct contact with students and explained in detail so as to aid their assimilation and understanding. And best of all, you can watch the videos as many times as you like.



#### Interactive Summaries

The TECH team presents the contents attractively and dynamically in multimedia lessons that include audio, videos, images, diagrams, and concept maps in order to reinforce knowledge.

This exclusive educational system for presenting multimedia content was awarded by Microsoft as a "European Success Story".



#### Additional Reading

Recent articles, consensus documents and international guidelines, among others. In TECH's virtual library, students will have access to everything they need to complete their course.





**Expert-Led Case Studies and Case Analysis**

Effective learning ought to be contextual. Therefore, TECH presents real cases in which the expert will guide students, focusing on and solving the different situations: a clear and direct way to achieve the highest degree of understanding.



**Testing & Retesting**

We periodically evaluate and re-evaluate students' knowledge throughout the program, through assessment and self-assessment activities and exercises, so that they can see how they are achieving their goals.



**Classes**

There is scientific evidence suggesting that observing third-party experts can be useful.  
Learning from an Expert strengthens knowledge and memory, and generates confidence in future difficult decisions.



**Quick Action Guides**

TECH offers the most relevant contents of the course in the form of worksheets or quick action guides. A synthetic, practical, and effective way to help students progress in their learning.



06

# Certificate

The Postgraduate Certificate in TMJ Dysfunction guarantees students, in addition to the most rigorous and up-to-date education, access to a Postgraduate Certificate issued by TECH Technological University.





“

*Successfully complete this program and receive your university qualification without having to travel or fill out laborious paperwork”*

This **Postgraduate Certificate in TMJ Dysfunction** contains the most complete and up-to-date scientific program on the market.

After the student has passed the assessments, they will receive their corresponding **Postgraduate Certificate** issued by **TECH Technological University** via tracked delivery\*.

The certificate issued by **TECH Technological University** will reflect the qualification obtained in the Postgraduate Certificate, and meets the requirements commonly demanded by labor exchanges, competitive examinations, and professional career evaluation committees.

Title: **Postgraduate Certificate in TMJ Dysfunction**

Official N° of Hours: **150 h.**



\*Apostille Convention. In the event that the student wishes to have their paper certificate issued with an apostille, TECH EDUCATION will make the necessary arrangements to obtain it, at an additional cost.

future  
health confidence people  
education information tutors  
guarantee accreditation teaching  
institutions technology learning  
community commitment  
personalized service innovation  
knowledge present quality  
development languages  
virtual classroom



## Postgraduate Certificate TMJ Dysfunction

- » Modality: online
- » Duration: 6 weeks
- » Certificate: TECH Technological University
- » Dedication: 16h/week
- » Schedule: at your own pace
- » Exams: online

# Postgraduate Certificate TMJ Dysfunction

