

Postgraduate Certificate Teeth Whitening





Postgraduate Certificate Teeth Whitening

- » Modality: online
- » Duration: 12 weeks
- » Certificate: TECH Technological University
- » Dedication: 16h/week
- » Schedule: at your own pace
- » Exams: online

Website: www.techtute.com/pk/dentistry/postgraduate-certificate/teeth-whitening

Index

01

Introduction

p. 4

02

Objectives

p. 8

03

Course Management

p. 12

04

Structure and Content

p. 16

05

Methodology

p. 20

06

Certificate

p. 28

01

Introduction

Technological advances allow the dentist to meet the aesthetic needs of patients without sacrificing health maintenance in a scientific and rigorous manner. This program is aimed at training professionals who are increasingly committed to the society, in which they carry out their work appropriately, and requires a deeper knowledge and subjects that comprise the educational background of their degrees.





“

Improve your knowledge through this program, where you will find the best didactic material with real clinical cases. Incorporate the novelties of the specialty into your daily practice to be able to perform a quality dental practice"

New technological equipment, as well as constant scientific research, are providing the dentist with access to the implementation of previously unknown dental techniques, whose effectiveness and safety are constantly improving.

This online program aims to respond to the needs not only of its students, but also of society, anticipating the future demands of the environment. Change, the result of globalization and the imperatives of a new knowledge-based economy, requires ambitious modernization programs in the field of online training.

This Postgraduate Certificate aims to cover the comprehensive specialization of the dentist in teeth whitening, by providing the necessary skills to prepare them as highly qualified professionals in the field of aesthetic dentistry.

It is important to remember that pulpo-periapical pathology is one of the most prevalent and its correct diagnosis and treatment allows the preservation of the dental organ in a very high percentage.

This **Postgraduate Certificate in Teeth Whitening** is the most comprehensive and up-to-date scientific program on the market. The most important features of the program include:

- ◆ Clinical cases presented by experts in teeth whitening
- ◆ The graphic, schematic, and eminently practical contents with which they are created, provide scientific and practical information on the disciplines that are essential for professional practice.
- ◆ The latest diagnostic and therapeutic information on how to approach teeth whitening
- ◆ An algorithm-based interactive learning system for decision-making in the clinical situations presented throughout the course.
- ◆ Special emphasis on test-based medicine and research methodologies in teeth whitening
- ◆ All of this will be complemented by theoretical lessons, questions to the expert, debate forums on controversial topics, and individual reflection assignments.
- ◆ Content that is accessible from any fixed or portable device with an Internet connection



Expand your knowledge through the Postgraduate Certificate in Teeth Whitening, in a practical way and adapted to your needs”

“

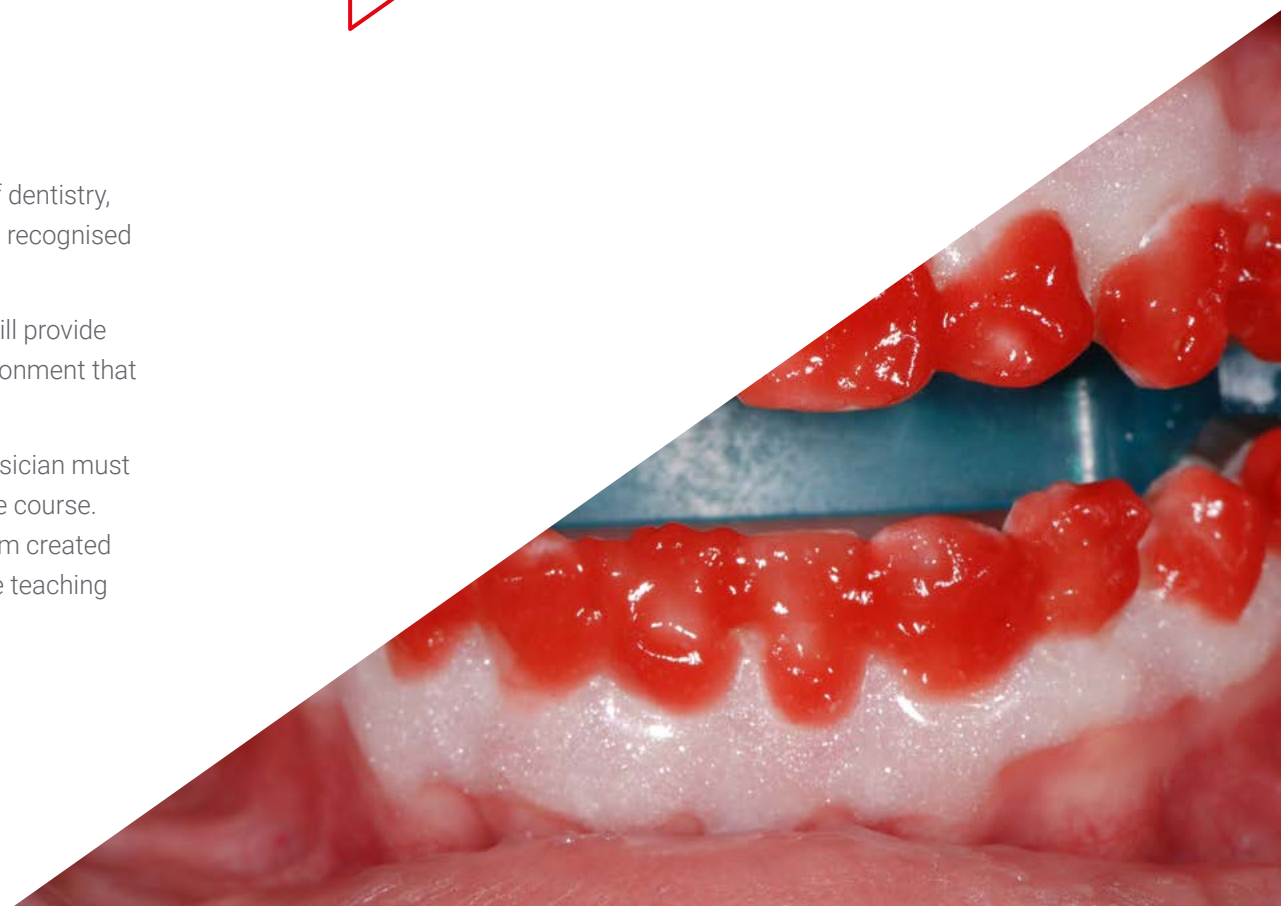
This Postgraduate Certificate may be the best investment you can make when choosing a refresher program for two reasons: in addition to updating your knowledge on teeth whitening, you will obtain a postgraduate certificate by TECH Technological University"

This Postgraduate Certificate offers training in simulated environments, which provides an immersive learning experience designed to train for real-life situations.

Forming part of the teaching staff is a group of professionals in the world of dentistry, who bring their work experience, as well as a group of renowned specialists, recognised by esteemed scientific communities.

The multimedia content developed with the latest educational technology will provide the professional with situated and contextual learning, i.e., a simulated environment that will provide an immersive training program to train in real situations.

This program is designed around Problem Based Learning, whereby the physician must try to solve the different professional practice situations that arise during the course. For this reason, you will be assisted by an innovative, interactive video system created by renowned and experienced experts in the field of radiology with extensive teaching experience.



02 Objectives

The program's primary objective is focused on theoretical and practical learning, so that the dentist is able to master, in both a practical and rigorous manner, the field of tooth whitening.





“

This refresher program will generate a sense of confidence when practising dentistry which will help you grow both personally and professionally”



General Objectives

- ♦ Expand the dentist's knowledge of materials and technology of the main aspects of restorative dentistry according to scientific evidence
- ♦ Train the dentist to plan in a multidisciplinary work concept to perform excellent dental care
- ♦ Provide the dentist with the necessary bibliography and documentation to equip them with the necessary diagnostic judgment to select the appropriate work strategy when dealing with any clinical situation
- ♦ Encourage the acquisition of technical skills and abilities through a series of online tutorials describing the most frequent techniques of each of the aspects of aesthetic dentistry
- ♦ Encourage professional stimulation through continuing education and research





Specific Objectives

- Typify the different bleaching materials and application techniques currently available
- Establish an action protocol for each clinical situation
- Establish the limits, advantages, and disadvantages of each technique
- Be able to apply bleaching techniques in a multidisciplinary context

“

*Seize the opportunity
and take the step to get
up to date on the latest
developments in tooth
whitening”*



03

Course Management

This program includes highly regarded health professionals in the field of aesthetic dentistry in its teaching staff, who bring the experience of their work to this training. In addition, renowned specialists, members of prestigious national and international scientific communities, are involved in designing and preparing the program.





“

Learn about the latest advances in teeth whitening from leading professionals”

Management



Dr. Ilzarbe Ripoll, Luis María

- ◆ Degree in Dentistry from the University of Valencia
- ◆ Master's Degree in university research training at the Catholic University of Valencia.
- ◆ Master's Degree in Prosthodontics and Occlusion at E.S.O.R.I.B.
- ◆ Master's Degree in Comprehensive Periodontics with Dr. Caffesse in CGFormación
- ◆ Master's Degree in Oral Rehabilitation and Implantology at E.S.O.R.I.B.
- ◆ D.U.I. in Maxillofacial Surgery and Implantology from the Université Paul Sabatier de Toulouse, France.
- ◆ Expert in all-ceramic prosthesis from the Complutense University of Madrid. Spain
- ◆ Courses in aesthetics with professors Fernando Autran, Newton Fahl, Ronaldo Hirata, Paulo Kano, Vicente Berbis, Dan Lazar, and August Bruguera.
- ◆ Lecturer in the Dentistry degree at the Catholic University of Valencia in the subjects of comprehensive adult dentistry, radiology, and dental materials.
- ◆ Private practice in aesthetic dentistry exclusively at Ilzarbe Garcia-Sala dental clinic. Valencia, Spain



04

Structure and Content

The structure of the contents has been designed by a team of professionals who recognise the implications of specialization in the daily medical praxis, aware of the relevance of current training to treat the patient with a need for teeth whitening, and are committed to quality teaching using new educational technologies.





“

This Postgraduate Certificate in Teeth Whitening is the most comprehensive and up-to-date scientific program on the market”

Module 1. Teeth Whitening

- 1.1. Teeth Whitening
 - 1.1.1. Etiopathogenesis of the Different Dyschromias
 - 1.1.2. Techniques and Materials Protocols
- 1.2. Vital Tooth Whitening
 - 1.2.1. Whitening Products and Materials
 - 1.2.2. Treatment Protocols
- 1.3. Non-Vital Tooth Whitening
 - 1.3.1. Whitening Products and Materials
 - 1.3.2. Treatment Protocols
- 1.4. Multidisciplinary Treatment Protocols and Future Perspectives
 - 1.4.1. Whitening as Therapeutic Support
 - 1.4.2. New Treatment Perspectives

Module 2. Composites.

- 2.1. Materials for Direct and Indirect Restoration
 - 2.1.1. Biocompatibility and Future Prospects
 - 2.1.2. Physical and Aesthetic Properties. Ceramics and Composites
- 2.2. Techniques
 - 2.2.1. Freehand Technique
 - 2.2.2. Layering Technique through the Use of Palatal Keys in the Anterior Sector
 - 2.2.3. Injection Technique
 - 2.2.4. Indirect Aesthetic Rehabilitation Techniques
- 2.3 Direct Layering in the Anterior Sector Using Palatal Keys
 - 2.3.1. The Importance of Waxing. Communication and Treatment Guide
 - 2.3.2. Silicone Guide and Reduction Wrenches
 - 2.3.3. Step by Step Technique, Classes III, IV and V
- 2.4. Direct Stratification Technique for Single Cases
 - 2.4.1. Changes in Proportions
 - 2.4.2. Agenesis of Maxillary Lateral Incisors
 - 2.4.3. Discoloration
 - 2.4.4. Closure of Diastemas





- 2.5. Smile Design with Direct Composites
 - 2.5.1. Smile Design
 - 2.5.2. Treatment Protocols
- 2.6. Finishing and Polishing
 - 2.6.1. Determining and Instrumental Factors
 - 2.6.2. Finishing and Polishing Sequence and Procedure
- 2.7. Maintenance
 - 2.7.1. Influence of Certain Extrinsic Factors on Long-Term Outcome
 - 2.7.2. Action Protocols and Maintenance Guidelines
- 2.8. Exemplification with Different Restorative Systems
 - 2.8.1. American Systems
 - 2.8.2. European Systems
 - 2.8.3. Japanese Systems
 - 2.8.4. Selection Criteria
- 2.9. Direct Restoration as a Support to the Other Specialties
 - 2.9.1. Composite Resins in Anterior Teeth
 - 2.9.2. Techniques for Compensating Proportions and Spaces
 - 2.9.2.1. Conservative or Non-Restoration Techniques
 - 2.9.2.2. Additive/Restoration Techniques
 - 2.9.2.3. Non-Conservative Techniques
 - 2.9.3. Aesthetic Dentistry as a Support to the Other Specialties
 - 2.9.3.1. Cosmetics as a Complement to Orthodontics
 - 2.9.3.2. Cosmetics as a Complement in Periodontal Treatments
 - 2.9.3.3. Cosmetics as a Complement in Rehabilitation Treatments
- 2.10. Indirect Composites. Techniques and Protocols
 - 2.10.1. Materials and Methodology
 - 2.10.2. Provisionalization and Measures
 - 2.10.3. Advantages and Disadvantages

05

Methodology

This training provides you with a different way of learning. Our methodology follows a cyclical learning process: Re-learning.

This teaching system is used in the most prestigious medical schools in the world, and major publications have considered it to be one of the most effective, such as the New England Journal of Medicine.





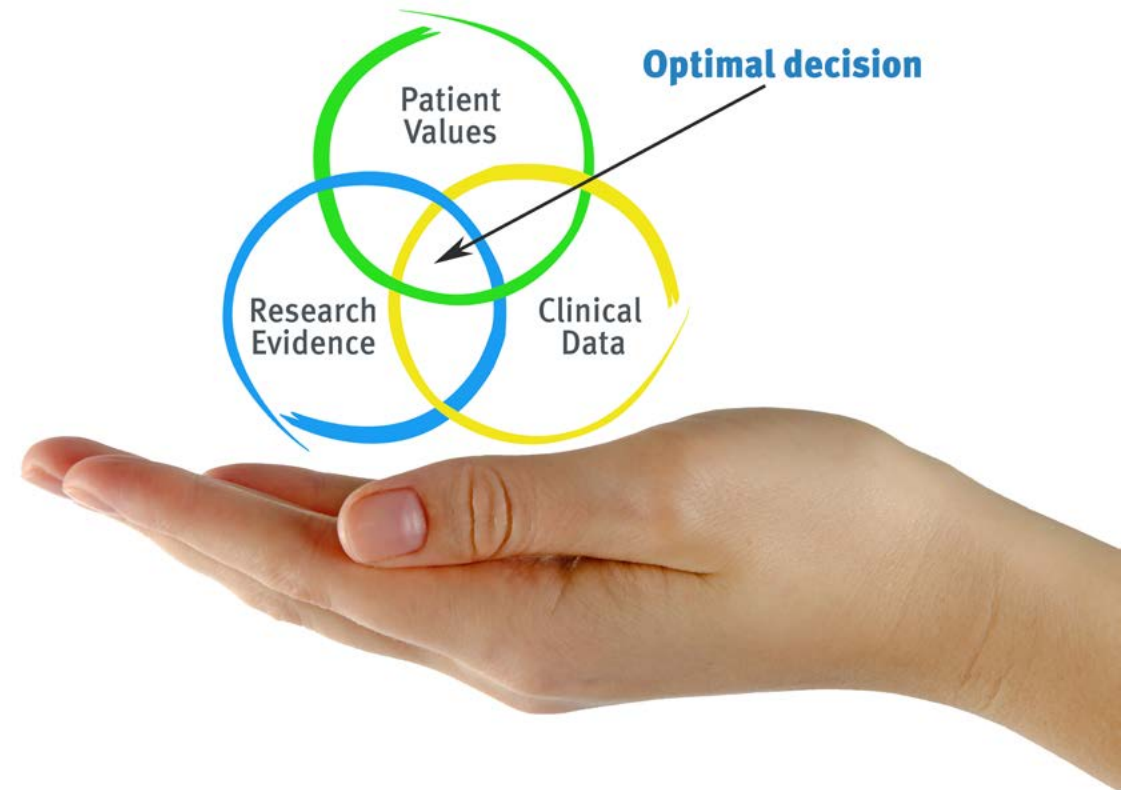
“

Discover Re-learning, a system that abandons conventional linear learning, to take you through cyclical teaching systems: a way of learning that has proven to be extremely effective, especially in subjects that require memorization"

At TECH we use the Case Method

In a given clinical situation, what would you do? Throughout the program you will be presented with multiple simulated clinical cases based on real patients, where you will have to investigate, establish hypotheses and, finally, resolve the situation. There is an abundance of scientific evidence on the effectiveness of the method. Dentists learn better, faster, and more sustainably over time.

With TECH you can experience a way of learning that is shaking the foundations of traditional universities around the world.



According to Dr. Gervas, the clinical case is the annotated presentation of a patient, or group of patients, which becomes a "case", an example or model that illustrates some peculiar clinical component, either because of its teaching potential or because of its uniqueness or rarity. It is essential that the case is based on current professional life, trying to recreate the real conditions in the dentist's professional practice.

“

Did you know that this method was developed in 1912 at Harvard for law students? The case method consisted of presenting students with real-life, complex situations for them to make decisions and justify their decisions on how to solve them. In 1924, Harvard adopted it as a standard teaching method”

The effectiveness of the method is justified by four fundamental achievements:

1. Students who follow this method not only grasp concepts, but also develop their mental capacity by means of exercises to evaluate real situations and apply their knowledge.
2. The learning process has a clear focus on practical skills that allow the student to better integrate into the real world.
3. Ideas and concepts are understood more efficiently, given that the example situations are based on real-life.
4. Students like to feel that the effort they put into their studies is worthwhile. This then translates into a greater interest in learning and more time dedicated to working on the course.



Re-learning Methodology

At TECH we enhance the Harvard case method with the best 100% online teaching methodology available: Re-learning.

Our University is the first in the world to combine the study of clinical cases with a 100% online learning system based on repetition, combining a minimum of 8 different elements in each lesson, which represent a real revolution with respect to simply studying and analyzing cases.

The student will learn through real cases and by solving complex situations in simulated learning environments. These simulations are developed using state-of-the-art software to facilitate immersive learning.



At the forefront of world teaching, the Re-learning method has managed to improve the overall satisfaction levels of professionals who complete their studies, with respect to the quality indicators of the best Spanish-speaking online university (Columbia University).

With this methodology we have trained more than 115,000 students with unprecedented success, in all clinical specialties regardless of the surgical load. All this in a highly demanding environment, where the students have a strong socio-economic profile and an average age of 43.5 years.

Re-learning will allow you to learn with less effort and better performance, involving you more in your training, developing a critical mindset, defending arguments, and contrasting opinions: a direct equation to success.

In our program, learning is not a linear process, but rather a spiral (we learn, unlearn, forget, and re-learn). Therefore, we combine each of these elements concentrically.

The overall score obtained by our learning system is 8.01, according to the highest international standards.



In this program you will have access to the best educational material, prepared with you in mind:



Study Material

All teaching material is produced by the specialists who teach the course, specifically for the course, so that the teaching content is really specific and precise.

This content is then adapted in an audiovisual format that will create our way of working online, with the latest techniques that allow us to offer you high quality in all of the material that we provide you with.



Surgical Techniques and Procedures on Video

We introduce you to the latest techniques, to the latest educational advances, to the forefront of current dental techniques. All this, in first person, with the maximum rigor, explained and detailed for your assimilation and understanding. And best of all, you can watch them as many times as you want.



Interactive Summaries

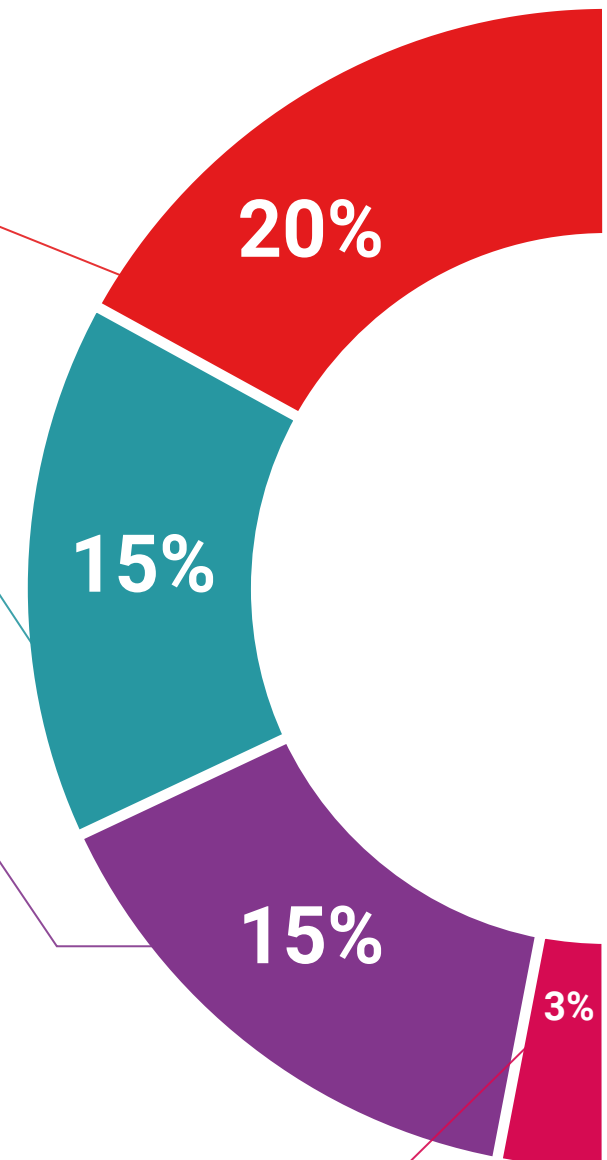
We present the contents attractively and dynamically in multimedia lessons that include audio, videos, images, diagrams, and concept maps in order to reinforce knowledge.

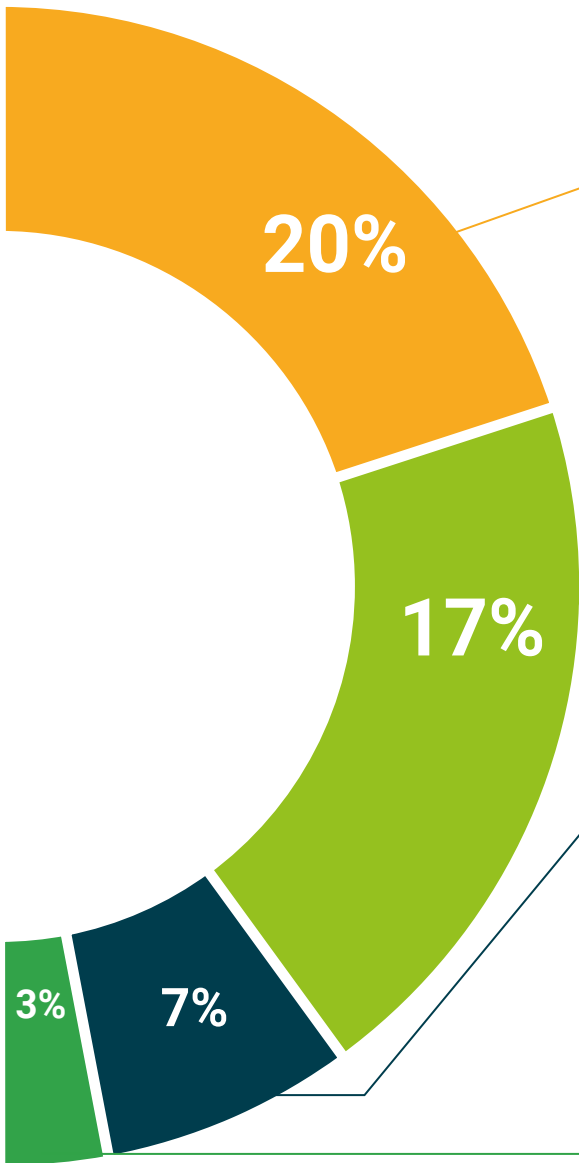
This multimedia content presentation training system was awarded by Microsoft as a "European Success Story".



Additional Reading

Recent articles, consensus documents, international guides. in our virtual library you will have access to everything you need to complete your training.





Expert-Led Case Studies and Case Analysis

Effective learning ought to be contextual. Therefore, we will present you with real case developments in which the expert will guide you through focusing on and solving the different situations: a clear and direct way to achieve the highest degree of understanding.



Testing & Re-Testing

We periodically evaluate and re-evaluate your knowledge throughout the program, through assessment and self-assessment activities and exercises: so that you can see how you are achieving your goals.



Classes

There is scientific evidence suggesting that observing third-party experts can be useful.

Learning from an expert strengthens knowledge and memory, and generates confidence in our difficult future decisions.



Quick Action Guides

We offer you the most relevant contents of the course in the form of worksheets or quick action guides. A synthetic, practical, and effective way to help you progress in your learning.



06

Certificate

The **Postgraduate Certificate in Teeth Whitening** guarantees you, in addition to the most rigorous and updated training, access to a Postgraduate Certificate issued by **TECH Technological University**.





“

*Receive your university degree
without having to travel”*

This **Postgraduate Certificate in Teeth Whitening** is the most comprehensive and up-to-date scientific program on the market.

After students have passed the assessments, they will receive by certified mail their Postgraduate Certificate issued by **TECH Technological University**.

The certificate issued by **TECH Technological University**, will specify the qualification obtained through the Postgraduate Certificate, and meets the requirements commonly demanded by labor exchanges, competitive examinations, and professional career evaluation committees.

Title: **Postgraduate Certificate in Teeth Whitening**

Official Number of Hours: **275**



*Apostille Convention. In the event that the student wishes to have their paper certificate issued with an apostille, TECH EDUCATION will make the necessary arrangements to obtain it, at an additional cost.

future

health confidence people

education information tutors

guarantee accreditation teaching

institutions technology learning

community commitment

personalized service innovation

knowledge present quality

online training

development languages

virtual classroom

tech technological
university

Postgraduate Certificate

Teeth Whitening

- » Modality: online
- » Duration: 12 weeks
- » Certificate: TECH Technological University
- » Dedication: 16h/week
- » Schedule: at your own pace
- » Exams: online

Postgraduate Certificate Teeth Whitening

