

# Postgraduate Certificate

## Removable Clinic Prosthesis



## Postgraduate Certificate

### Removable Clinic Prosthesis

- » Modality: online
- » Duration: 6 weeks
- » Certificate: TECH Technological University
- » Dedication: 16h/week
- » Schedule: at your own pace
- » Exams: online

Website: [www.techitute.com/pk/dentistry/postgraduate-certificate/removable-clinic-prosthesis](http://www.techitute.com/pk/dentistry/postgraduate-certificate/removable-clinic-prosthesis)

# Index

01

Introduction

---

*p. 4*

02

Objectives

---

*p. 8*

03

Course Management

---

*p. 12*

04

Structure and Content

---

*p. 16*

05

Methodology

---

*p. 20*

06

Certificate

---

*p. 28*

# 01

# Introduction

The demand for dental prosthesis has been increasing because they are an effective solution to the affections that cause tooth loss. Also, with advances in technology and dental materials, these objects have evolved to offer more comfortable, esthetic and functional options for patients. For this reason, professionals engaged in this activity must have a deep knowledge of the latest developments in this area and with this academic program, participants will acquire it. This, through an online 1005 methodology that will allow them to have greater control over their time.





“

*This is the best Postgraduate Certificate to expand your knowledge in the field of Removable Dental Prosthesis and the only one that will allow you to do it without the need to move to a study center"*

The growing demand for high quality Removable Dental Prostheses, as well as the need to offer customized solutions to each patient, are convincing reasons for professionals who wish to specialize in this field to update the related concepts. With this Postgraduate Certificate, we seek to provide that activity and the participants will acquire a deep knowledge that will allow them to strengthen their skills to a great extent.

This will be achieved through a very complete and up-to-date academic itinerary, which addresses the fundamental aspects of removable dental prosthetics. Topics such as the classification and indications of prostheses, the biomechanical principles that influence their design and fabrication will be studied. Also, the elements that make up the prosthesis, such as bases, connectors and retainers, will be studied.

In this way, participants will have the opportunity to acquire theoretical knowledge and practical skills that will allow them to improve their ability to design removable dental prostheses, implementing the most up-to-date techniques in the field and ensuring personalized care for each patient.

This program uses the innovative Relearning teaching method, which offers a 100% online learning experience, allowing students to learn from anywhere and at their own pace. With 24/7 access to multimedia resources, students can review material at their convenience. In addition, they will have the opportunity to analyze practical cases, which will allow them to develop problem-solving skills when faced with simulations of realistic situations.

This **Postgraduate Certificate in Removable Dental Prosthetics** contains the most complete and up-to-date scientific program on the market. The most important features include:

- ♦ The development of case studies presented by experts in Removable Dental Prosthetics
- ♦ The graphic, schematic, and practical contents with which they are created, provide scientific and practical information on the disciplines that are essential for professional practice
- ♦ Practical exercises where self-assessment can be used to improve learning
- ♦ Its special emphasis on innovative methodologies
- ♦ Theoretical lessons, questions to the expert, debate forums on controversial topics, and individual reflection assignments
- ♦ Content that is accessible from any fixed or portable device with an Internet connection



*A Postgraduate Certificate that will give you everything you need to excel in the wide world of dentistry"*

“

*Expand your field of work thanks to this qualification and increase your economic expectations”*

The program's teaching staff includes professionals from the field who contribute their work experience to this educational program, as well as renowned specialists from leading societies and prestigious universities.

The multimedia content, developed with the latest educational technology, will provide the professional with situated and contextual learning, i.e., a simulated environment that will provide immersive education programmed to learn in real situations.

This program is designed around Problem-Based Learning, whereby the professional must try to solve the different professional practice situations that arise during the academic year. For this purpose, the students will be assisted by an innovative interactive video system created by renowned and experienced experts.

*Learn at your own pace and without the need to submit to rigid learning schedules. Don't miss this opportunity.*

*Without haste and calmly, this is the way in which you will be able to complete the studies of this program due to the fact that it is 100% online.*



# 02

# Objectives

The main objective of this academic program is to give students a comprehensive overview of the latest developments in dentistry, with a special focus on the design of Removable Dental Prosthesis. Therefore, they will acquire a complete knowledge of the tools, materials and elements necessary in these spaces. In addition, the study of multimedia resources will strengthen students' skills in this field, providing them with a complete and updated training in the most used techniques in this field.







“

*Master the different types of dental prostheses, with the objective of placing the one that best suits the needs of your patient”*



## General Objectives

---

- ♦ To sediment their knowledge in anatomy, physiology and orofacial pathology to be able to make accurate diagnoses and design appropriate treatment plans
- ♦ Develop skills in performing clinical examinations and interpreting data for accurate diagnosis and optimal treatment plan
- ♦ To update knowledge in the use of dental materials, clinical and laboratory techniques in the design of prostheses with high physiological and esthetic performance
- ♦ Acquire knowledge in the prevention and treatment of complications related to dental prosthesis and occlusion
- ♦ Embrace the importance of interdisciplinary collaboration to achieve ideal results
- ♦ In-depth knowledge of the latest clinical and digital trends in the field of oral rehabilitation





## Specific Objectives

---

- ◆ Detailing of the different aspects of dental prostheses, from biomechanical principles to fabrication steps
- ◆ To learn about the classification and indications of dental prostheses, the concepts of retention, support and stability, the fundamentals of classifications in removable and mixed partial dentures, and the analysis, planning and design of removable partial and total prostheses
- ◆ Break down topics such as the elements that make up the removable partial denture, the description of the prosthetic and anatomical equator, the principles of planning and design in the different types of prostheses
- ◆ To deepen in the concept of biostatic preparation and the different types of biostatic preparations of the mouth in a partial and total edentulous, and the steps in the preparation of prosthetic appliances
- ◆ To provide a comprehensive update on dental prostheses and the processes involved in their design and fabrication



*You have the motivation to grow professionally and TECH will give you the tools to do so"*

# 03

# Course Management

The TECH Postgraduate Certificate has an outstanding faculty composed of recognized experts in the field of dentistry, who have come together with the objective of providing an education of excellence. Professionals enrolled in this program will have access to an advanced syllabus developed by a specialized team with extensive knowledge of the elements, tools and techniques used during the design process of removable prosthetics. In this way, participants will receive first-class training in this field.



“

*Learn from the best experts in this area, who will transmit you all the current aspects so that you master all the concepts about Removable Prosthesis”.*

## Management



### Dr. Visiedo Corvillo, Rosabel

- ◆ Executive CEO of the implant house OI TECH
- ◆ Consultant for the prosthetic attachments of the international dental implant manufacturer AVENIR S.R.L
- ◆ Degree in Dentistry, International University of Catalonia
- ◆ Master's Degree in Occlusion and Implant Prosthodontics from the School of Implantology and Oral Rehabilitation



### Dr. Dueñas Carrillo, Alfredo L

- ◆ Research and development CEO of the implant house OI TECH
- ◆ Consultant of the Company of the international dental implant manufacturer AVENIR S.R.L
- ◆ Own dental practice. GABIDENT Cardedeu in Barcelona
- ◆ Instructor of the Department of Oral and Maxillofacial Surgery of the Faculty of Dentistry of the University of Havana
- ◆ First Degree Specialist in Oral and Maxillofacial Surgery from the University of Havana
- ◆ Master's Degree in Implantology, University of la Florida,
- ◆ Member of: Spanish Society and Implantology Surgery, Committee of experts of the OXTEIN implant house



## Professors

### Dr. Pizarro Sanceledonio, Helena

- ◆ Specialists's Degree in Oral Implantology and Rehabilitation
- ◆ Degree in Dentistry, International University of Catalonia
- ◆ Advanced Orthodontics and Occlusion Postgraduate Course by Ladent Formación
- ◆ Professional Master's Degree in Naturopathic Implantology and Nursing from the University of Barcelona
- ◆ Postgraduate degree in Prosthetics and Oral Rehabilitation by the Catalan Society of Oodontostomatology (SCOE)

# 04

## Structure and Content

The contents of this Postgraduate Certificate has been developed by leading experts in the field of dentistry, which ensures a first class training for students. During the program, participants will have the opportunity to be updated on the technical concepts related to the design of Removable Prosthesis, as well as the specific tools and materials used in this process. Multimedia resources and case studies will be key elements for the development of outstanding professional skills in this field.





“

*This program will provide you with training on the most commonly used techniques for the design of Removable Dental Prostheses, thanks to the best content on the market"*

## Module 1. Removable Provisional Prosthesis

- 1.1. Classification and indications
  - 1.1.1. Total removable prosthesis
  - 1.1.2. Partial removable prosthesis
  - 1.1.3. Indications
- 1.2. Biomechanical principles of prostheses
  - 1.2.1. Distribution of loads and forces in the mouth
  - 1.2.2. Mechanisms of stability and retention of removable prostheses
  - 1.2.3. Materials and techniques used for the fabrication of removable prostheses
- 1.3. Retention, support and stability in prosthesis. Types and factors that determine them
  - 1.3.1. Types of retention
  - 1.3.2. Factors Influencing the Retention of Prosthesis
  - 1.3.3. Types of support: mucosal, dentary, mixed
  - 1.3.4. Factors Influencing The Medium of Prosthesis
  - 1.3.5. Prosthesis stability: definition and factors influencing prosthesis stability
- 1.4. Fundamentals of classifications in removable partial dentures. Mixed prosthesis
  - 1.4.1. Classifications in removable partial dentures
  - 1.4.2. Mixed prosthesis: concept and applications
  - 1.4.3. Indications for mixed prosthesis
- 1.5. Analysis, planning and design in total and partial removable prostheses.
  - 1.5.1. Clinical and radiographic analysis of the patient
  - 1.5.2. Planning and design of removable complete and partial dentures
  - 1.5.3. Printing methods and elaboration of the working model
- 1.6. Elements that make up the removable partial denture. Basis. Connectors Retainers
  - 1.6.1. Bases: types, materials and design
  - 1.6.2. Connectors: types, materials and design
  - 1.6.3. Retainers: types, materials and design
- 1.7. Description of the prosthetic and anatomical equator
  - 1.7.1. Concept of prosthetic and anatomical equator
  - 1.7.2. Methods for locating the prosthetic equator
  - 1.7.3. Importance of the prosthetic equator in the esthetics and function of the prosthesis.





- 1.8. Principles of planning and design in the different types of prostheses according to functional and topographical classifications. Prosthesis design in intercalary and free-end cases
  - 1.8.1. Functional and topographical classifications of prostheses
  - 1.8.2. Prosthesis design in intercalary and free-end cases
  - 1.8.3. Aesthetic and functional considerations in the design of removable prostheses in patients with specific conditions, such as the presence of braces or prominent alveolar ridges
- 1.9. Biostatic preparation
  - 1.9.1. Definition and concept of biostatic preparation in removable prostheses
  - 1.9.2. Importance of biostatic preparation to ensure oral health and stability of the prosthesis
  - 1.9.3. Techniques and materials used in the biostatic preparation of the patient's mouth
  - 1.9.4. Types of biostatic preparations for removable prosthesis in partial edentulous patients
  - 1.9.5. Special considerations for biostatic preparation in totally edentulous patients
  - 1.9.6. Preparation of the mouth for implant-supported removable prostheses
- 1.10. Steps in the fabrication of prosthetic devices
  - 1.10.1. Stages in the process of making removable prostheses, from impression taking to delivery to the patient
  - 1.10.2. Techniques and materials used in the fabrication of removable prostheses
  - 1.10.3. Considerations for selecting the right type of removable prosthesis for each patient



*Achieve professional excellence with this Postgraduate Certificate and take your career to the next level!*

# 05 Methodology

This academic program offers students a different way of learning. Our methodology uses a cyclical learning approach: **Relearning**.

This teaching system is used, for example, in the most prestigious medical schools in the world, and major publications such as the **New England Journal of Medicine** have considered it to be one of the most effective.





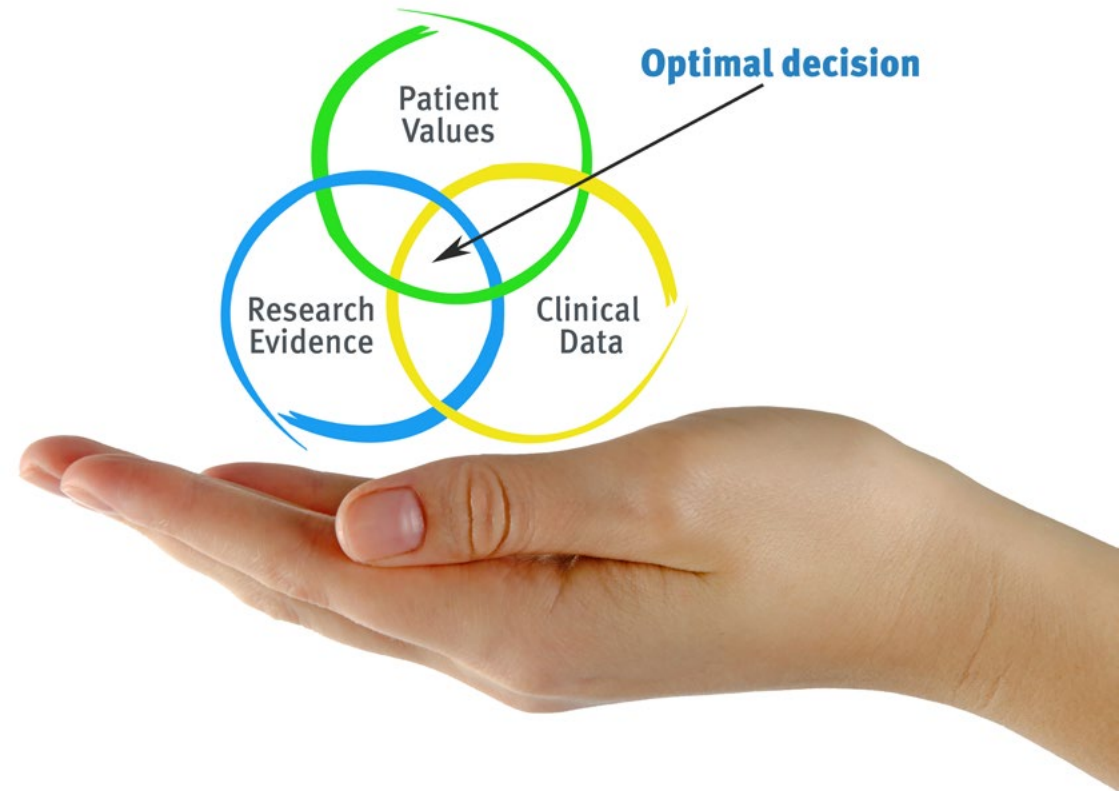
“

*Discover Relearning, a system that abandons conventional linear learning, to take you through cyclical teaching systems: a way of learning that has proven to be extremely effective, especially in subjects that require memorization"*

## At TECH we use the Case Method

In a given situation, what should a professional do? Throughout the program, students will face multiple simulated clinical cases, based on real patients, in which they will have to do research, establish hypotheses, and ultimately resolve the situation. There is an abundance of scientific evidence on the effectiveness of the method. Specialists learn better, faster, and more sustainably over time.

*With TECH you will experience a way of learning that is shaking the foundations of traditional universities around the world.*



According to Dr. Gervas, the clinical case is the annotated presentation of a patient, or group of patients, which becomes a "case", an example or model that illustrates some peculiar clinical component, either because of its teaching power or because of its uniqueness or rarity. It is essential that the case is based on current professional life, trying to recreate the real conditions in the dentist's professional practice.

“

*Did you know that this method was developed in 1912, at Harvard, for law students? The case method consisted of presenting students with real-life, complex situations for them to make decisions and justify their decisions on how to solve them. In 1924, Harvard adopted it as a standard teaching method”*

The effectiveness of the method is justified by four fundamental achievements:

1. Dentists who follow this method not only grasp concepts, but also develop their mental capacity by means of exercises to evaluate real situations and apply their knowledge.
2. Learning is solidly translated into practical skills that allow the student to better integrate into the real world.
3. Ideas and concepts are understood more efficiently, given that the example situations are based on real-life.
4. Students like to feel that the effort they put into their studies is worthwhile. This then translates into a greater interest in learning and more time dedicated to working on the course.



## Relearning Methodology

At TECH we enhance the case method with the best 100% online teaching methodology available: Relearning.

This university is the first in the world to combine the study of clinical cases with a 100% online learning system based on repetition, combining a minimum of 8 different elements in each lesson, a real revolution with respect to the mere study and analysis of cases.

*The student will learn through real cases and by solving complex situations in simulated learning environments. These simulations are developed using state-of-the-art software to facilitate immersive learning.*





At the forefront of world teaching, the Relearning method has managed to improve the overall satisfaction levels of professionals who complete their studies, with respect to the quality indicators of the best online university (Columbia University).

With this methodology we have trained more than 115,000 dentists with unprecedented success, in all specialties regardless of the workload. Our pedagogical methodology is developed in a highly competitive environment, with a university student body with a strong socioeconomic profile and an average age of 43.5 years old.

*Relearning will allow you to learn with less effort and better performance, involving you more in your training, developing a critical mindset, defending arguments, and contrasting opinions: a direct equation for success.*

In our program, learning is not a linear process, but rather a spiral (learn, unlearn, forget, and re-learn). Therefore, we combine each of these elements concentrically.

The overall score obtained by TECH's learning system is 8.01, according to the highest international standards.



This program offers the best educational material, prepared with professionals in mind:



### Study Material

All teaching material is produced by the specialists who teach the course, specifically for the course, so that the teaching content is highly specific and precise.

These contents are then applied to the audiovisual format, to create the TECH online working method. All this, with the latest techniques that offer high quality pieces in each and every one of the materials that are made available to the student.



### Educational Techniques and Procedures on Video

TECH introduces students to the latest techniques, the latest educational advances, and to the forefront of medical techniques. All of this in direct contact with students and explained in detail so as to aid their assimilation and understanding. And best of all, you can watch the videos as many times as you like.



### Interactive Summaries

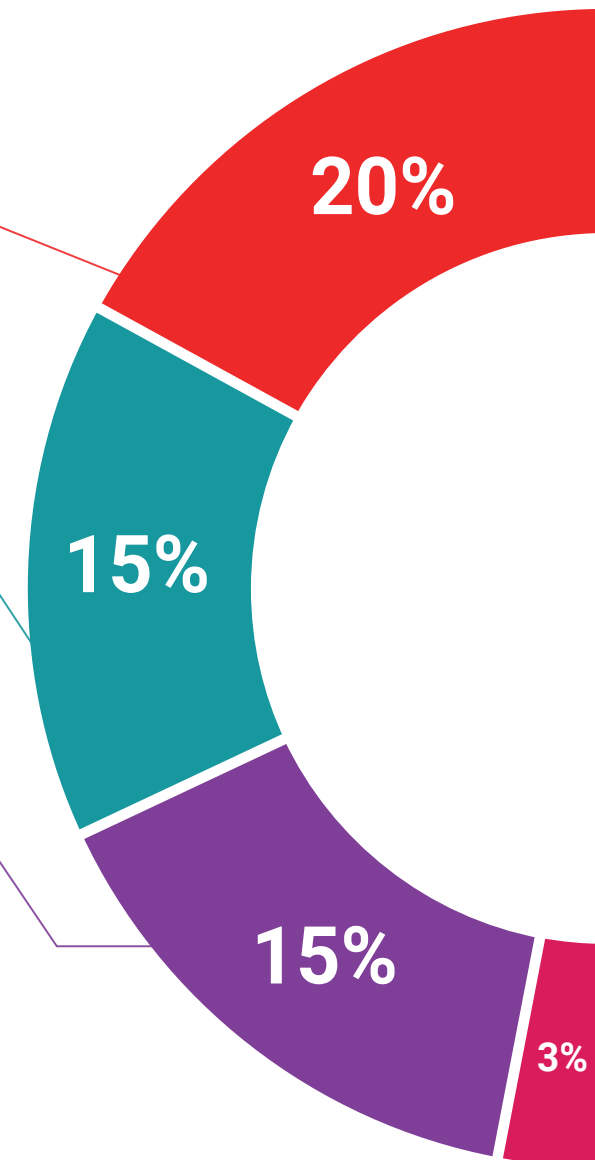
The TECH team presents the contents attractively and dynamically in multimedia lessons that include audio, videos, images, diagrams, and concept maps in order to reinforce knowledge.

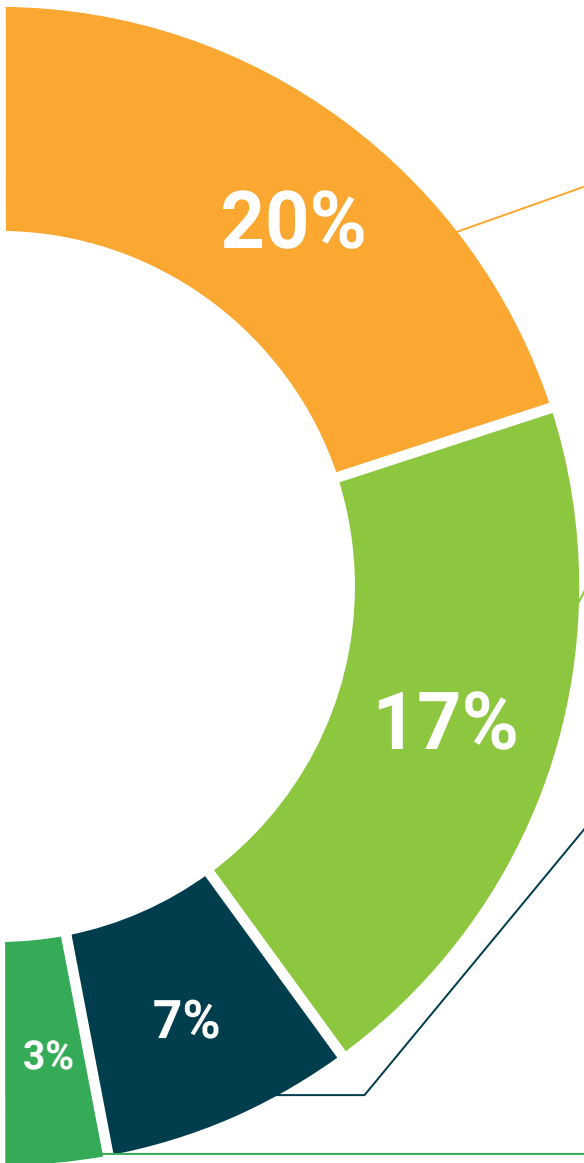
This exclusive educational system for presenting multimedia content was awarded by Microsoft as a "European Success Story".



### Additional Reading

Recent articles, consensus documents and international guidelines, among others. In TECH's virtual library, students will have access to everything they need to complete their course.





#### Expert-Led Case Studies and Case Analysis

Effective learning ought to be contextual. Therefore, TECH presents real cases in which the expert will guide students, focusing on and solving the different situations: a clear and direct way to achieve the highest degree of understanding.



#### Testing & Retesting

We periodically evaluate and re-evaluate students' knowledge throughout the program, through assessment and self-assessment activities and exercises, so that they can see how they are achieving their goals.



#### Classes

There is scientific evidence suggesting that observing third-party experts can be useful.

Learning from an Expert strengthens knowledge and memory, and generates confidence in future difficult decisions.



#### Quick Action Guides

TECH offers the most relevant contents of the course in the form of worksheets or quick action guides. A synthetic, practical, and effective way to help students progress in their learning.



06

# Certificate

The Postgraduate Certificate in Removable Dental Prosthesis guarantees students, in addition to the most rigorous and up-to-date education, access to a Postgraduate Certificate issued by TECH Technological University.



The image features two black graduation caps (mortarboards) against a bright blue sky with light, wispy clouds. One cap is in the foreground on the left, and another is slightly behind it on the right. The bottom right corner of the image is overlaid with a white diagonal shape that contains text.

“

*Successfully complete this program and receive your university qualification without having to travel or fill out laborious paperwork”*

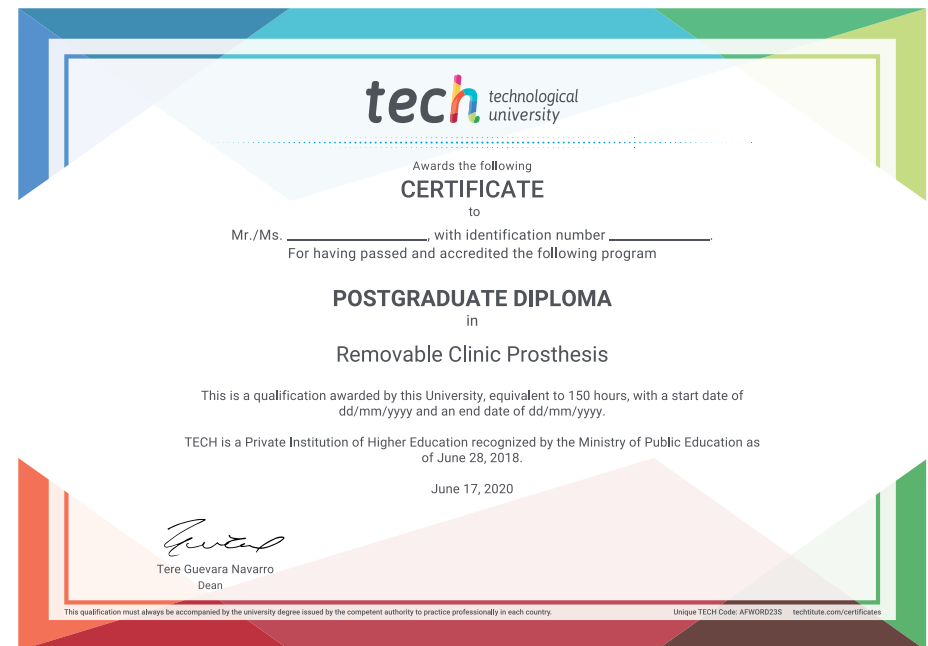
This **Postgraduate Certificate in Removable Dental Prosthetics** contains the most complete and up-to-date scientific on the market.

After the student has passed the assessments, they will receive their corresponding **Postgraduate Certificate** issued by **TECH Technological University** via tracked delivery\*.

The certificate issued by **TECH Technological University** will reflect the qualification obtained in the Postgraduate Certificate, and meets the requirements commonly demanded by labor exchanges, competitive examinations, and professional career evaluation committees.

Title: **Postgraduate Certificate Removable Clinic Prosthesis**

Official N° of Hours: **150 h.**



\*Apostille Convention. In the event that the student wishes to have their paper certificate issued with an apostille, TECH EDUCATION will make the necessary arrangements to obtain it, at an additional cost.

future  
health confidence people  
education information tutors  
guarantee accreditation teaching  
institutions technology learning  
community commitment  
personalized service innovation  
knowledge present  
development languages  
virtual classroom



## Postgraduate Certificate Removable Clinic Prosthesis

- » Modality: online
- » Duration: 6 weeks
- » Certificate: TECH Technological University
- » Dedication: 16h/week
- » Schedule: at your own pace
- » Exams: online

# Postgraduate Certificate

## Removable Clinic Prosthesis

