

Postgraduate Certificate

Dermal Filler with Hyaluronic Acid in the Middle Third of the Face for Dentists





Postgraduate Certificate

Dermal Filler with Hyaluronic Acid in the Middle Third of the Face for Dentists

- » Modality: online
- » Duration: 6 weeks
- » Certificate: TECH Technological University
- » Dedication: 16h/week
- » Schedule: at your own pace
- » Exams: online

Website: www.techtute.com/pk/dentistry/postgraduate-certificate/postgraduate-certificate-dermal-filler-hyaluronic-acid-middle-third-face-dentists

Index

01

Introduction

p. 4

02

Objectives

p. 8

03

Course Management

p. 12

04

Structure and Content

p. 16

05

Methodology

p. 20

06

Certificate

p. 28

01

Introduction

The middle third of the face is one of the main challenges in Aesthetic Medicine, since it is the facial region where maintaining firmness is the most difficult. This makes patients more concerned with finding quality treatments, which, in turn, drives the specialist to update their knowledge of dermal fillers, especially those that use hyaluronic acid. TECH has developed this program with the help of expert teaching staff, covering the most important advances in rhinomodeling, infiltration techniques and performance materials. This allows the specialist to update their knowledge quickly, efficiently and conveniently.





“

Update your knowledge of Hyaluronic Acid and access the latest advances in Rhinomodeling and Infiltration Techniques in the Middle Third of the Face"

As the middle third of the face contains many muscle groups, every specialist has great interest in updating their knowledge on the procedures and techniques of Aesthetic Medicine used on this area of the face. More specifically, in the field of dentistry it is increasingly common to find patients demanding treatments to address clear signs of aging.

This is where Hyaluronic Acid comes into play, which is constantly advancing due to its relevance and multitude of applications in the field of Aesthetic Medicine. In order to maintain excellence in their professional practice, it is essential for the specialist to be aware of the latest scientific approaches regarding this component and, more specifically, of dermal fillers applied to the middle third of the face.

For this reason, TECH has compiled the most important topics in this Postgraduate Certificate, created by a teaching team of the highest level. Their experience at the head of Surgery Units and practicing Aesthetic Dental Medicine has been key to providing the program with a unique theoretical-practical vision. The program includes a multitude of real clinical cases and contextual exercises that serve as essential support material for updating the specialist's knowledge.

The format is also 100% online which makes it possible to combine this Postgraduate Certificate with even the most demanding commitments and personal responsibilities. As there are no pre-set classes or timetables, it is the specialists themselves who decide when, where and how to study the entire work load.

The **Postgraduate Certificate in Dermal Filler with Hyaluronic Acid in the Middle Third of the Face for Dentists** contains the most complete and up-to-date educational program on the market. The most important features include:

- ◆ Practical cases presented by experts in Aesthetic Medicine applied to Dentistry
- ◆ The graphic, schematic, and eminently practical contents with which they are created, provide scientific and practical information on the disciplines that are essential for professional practice
- ◆ Practical exercises where self-assessment can be used to improve learning
- ◆ Special emphasis on innovative methodologies for the use of Aesthetic Treatments in Dentistry
- ◆ Theoretical lessons, questions to the expert, debate forums on controversial topics, and individual reflection assignments
- ◆ Content that is accessible from any fixed or portable device with an Internet connection



This Postgraduate Certificate includes everything you need to update your knowledge on Hyaluronic Acid Dermal Fillers, including all the legal aspects you need to be aware of"

“

The best teachers and experts in Aesthetic Medicine for Dentists will teach you the most recent developments in the use and application of Hyaluronic Acid in the Middle Third of the Face”


The program's teaching staff includes professionals from the sector who contribute their work experience to this program, as well as renowned specialists from leading societies and prestigious universities.

The multimedia content, developed with the latest educational technology, will provide the professional with situated and contextual learning, i.e., a simulated environment that will provide an immersive program designed to learn in real situations.

This program is designed around Problem-Based Learning, whereby the professional must try to solve the different professional practice situations that arise during the academic year. For this purpose, the student will be assisted by an innovative interactive video system created by renowned and experienced experts.

Make the most of the resources and materials provided by the world's largest online university. You can access them 24 hours a day

You will be able to download the entire syllabus from any device with an internet connection, and you can even consult it offline whenever you want

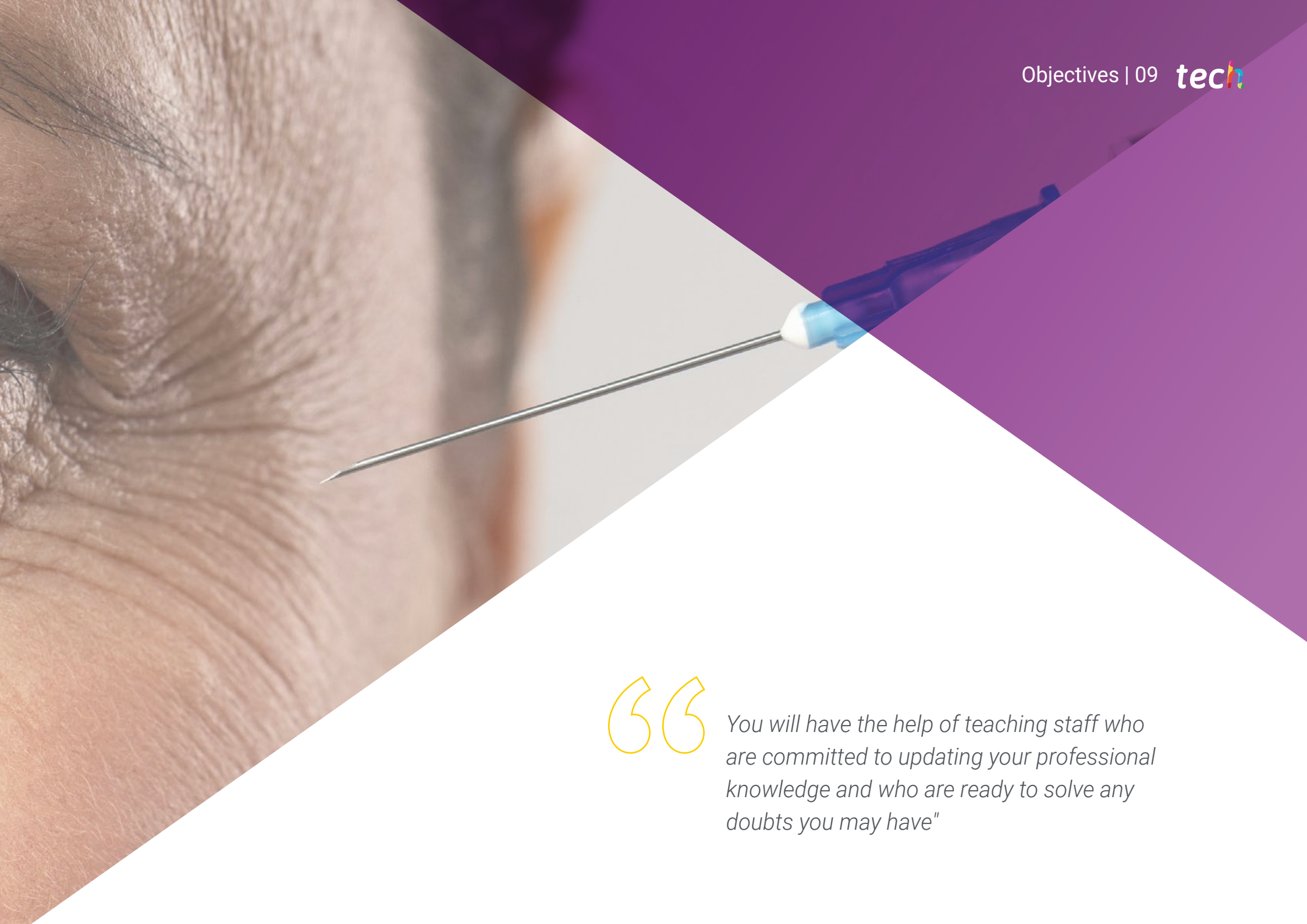


02

Objectives

As it is such a widely used tool in multiple areas of Aesthetic Medicine, dentists are required to gain up-to-date knowledge on all the applications of Hyaluronic Acid within their field. One of the most interesting regions that this applies to is the middle third of the face, given that it's an area of great concern for patients. Therefore, the aim of this program is to provide the most recent scientific developments that apply to this area.





“

You will have the help of teaching staff who are committed to updating your professional knowledge and who are ready to solve any doubts you may have"



General Objectives

- ♦ Gain in-depth knowledge of the anatomy of the head and neck to reduce the complications and to consolidate the correct management of patients who are looking for the harmonization of tissues in Aesthetic Medicine
- ♦ Know the treatments of Aesthetic Medicine that apply to the Dental Clinic, being able to expand the portfolio of services and acquire a specialty whose demand is booming
- ♦ Recommend to each patient the ideal and personalized treatment for each case
- ♦ Instill in the student the vital importance of a result that looks as natural as possible in each treatment, for which the most avant-garde materials and techniques will be studied
- ♦ Know the business structure of the dental clinic from different angles, in order to optimize the necessary resources in the search for maximum profitability of the business
- ♦ Be able to replicate models that are profitable and discard those that represent a business deficit
- ♦ Understand the power of communication and marketing in attracting, retaining and promoting existing and future customers





Specific Objectives

- ◆ Learn how to analyze and understand the different facial patterns
- ◆ Learn how to make decisions prior to dermal fillers treatment based on the sex of the patient
- ◆ Know the midface and learn how to treat it with hyaluronic acid
- ◆ Learn all the hyaluronic acid infiltrative techniques to correctly perform the middle third facial and nose projection
- ◆ Know the indications and contraindications associated with hyaluronic acid in the medium third of the face

“

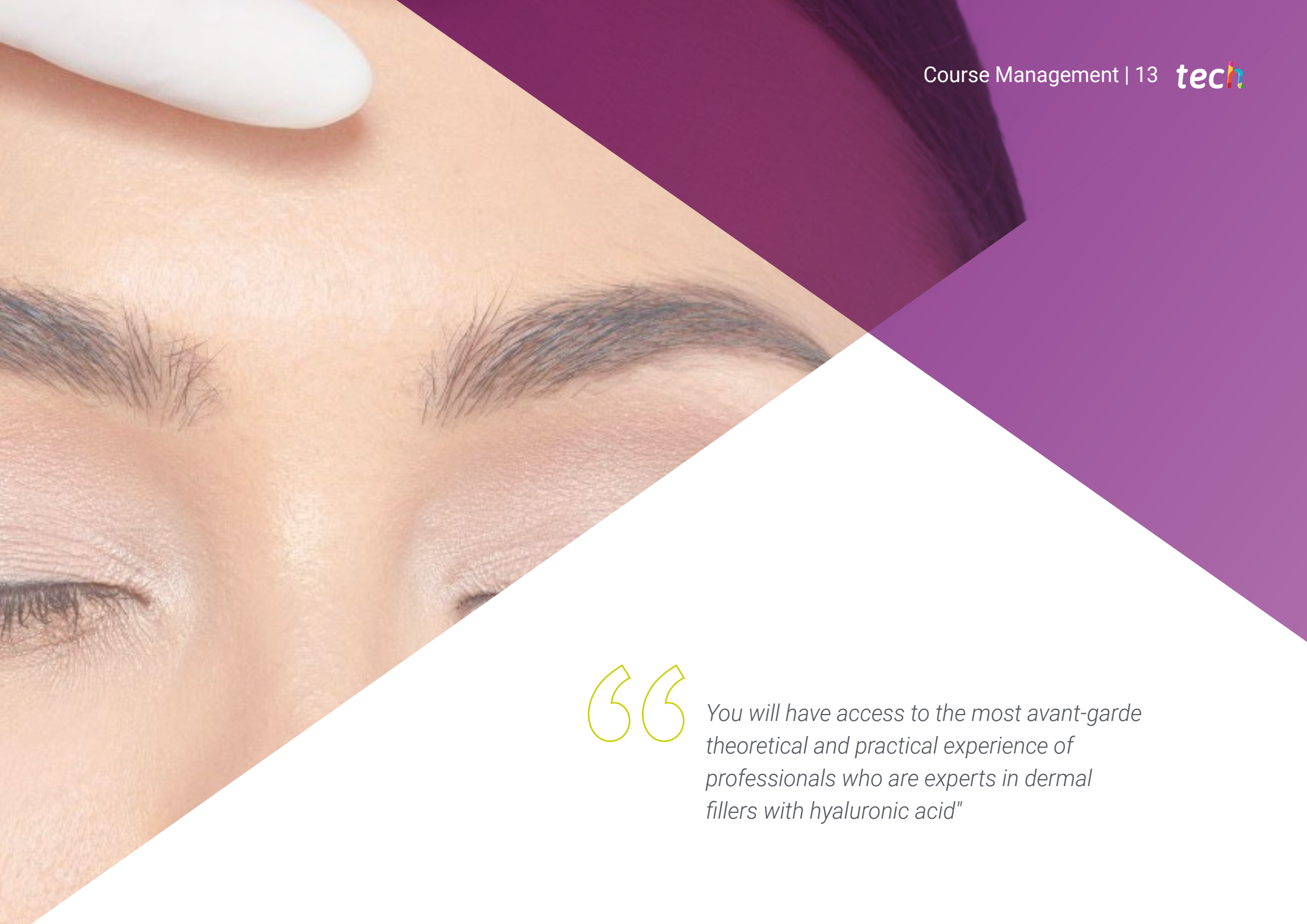
Thanks to TECH's unique methodology, you will be able to update your knowledge even sooner than you think, incorporating all the advances provided in this program into your daily practice"

03

Course Management

Given the importance of the use of hyaluronic acid in multiple aspects of Aesthetic Medicine, TECH has ensured the relevance of this program by bringing together a cutting-edge teaching team in this field. With experience not only in the practical side of Aesthetic Dental Medicine, but also in its management and administration, the specialist has access to contents that have been created to meet the highest expectations and professional demands.





“

You will have access to the most avant-garde theoretical and practical experience of professionals who are experts in dermal fillers with hyaluronic acid"

Management



Ms. González Rodríguez, Paloma

- ♦ Owner of Chamberí Dental Oral Surgery, Implantology and General Dentistry and Aesthetic Facial and Dental Medicine, Madrid
- ♦ Oral Surgeon at Vivanta Clinic, Seville
- ♦ Oral Surgeon and Dentist at D. Montero Dental Clinic, Seville
- ♦ General Dentist and Prosthodontist in ADESLAS SEGURCAIXA, Cadiz
- ♦ Endodontist Dentist exclusively at ADESLAS DENTAL, Cadiz
- ♦ Degree in Dentistry. CEU San Pablo University, Madrid
- ♦ Master's Degree in Oral Surgery, Implantology and Periodontics UMA, Malaga University
- ♦ Specialist in Dental and Facial Aesthetics. Harmonic, Dr. Sandra Duque

Professors

Ms. Calderón Cabello, María

- ♦ Director of Oral Surgery, as well as being responsible for the Facial and Dental Aesthetic part of the Dental and Aesthetic Clinic 28, Seville
- ♦ Oral Surgeon at Dental Center Clinics
- ♦ Dental Aesthetics and Oral Surgery at Dr. Javier Acero's Acero Maxilodental Clinic, Seville
- ♦ Degree in Dentistry, CEU San Pablo University, Madrid
- ♦ Master in Oral Surgery, Implantology and Periodontics from the University of Malaga
- ♦ Course on Aesthetic Medicine, Hyaluronic Acid, Thread Tightening and Botox, Madrid
- ♦ Course on the Use of Hyaluronic Acid in the PeriOral Area for Dentists, Seville
- ♦ Course on Oral Anatomy Applied to Implantology and Implantoprosthesis, University of Seville



04

Structure and Content

To ensure the greatest possible effectiveness and profitability for all the effort invested, TECH develops all its programs based on *Relearning*, a teaching technique in which it is a pioneer. Thanks to the reiteration of the most important key concepts, the specialist updates their knowledge in a natural and progressive way, getting up to date on issues such as the anatomy and aesthetic proportions of the midface, protocols for action and pre- and post-procedure care.





“

You will find a multitude of complementary readings, detailed videos, summaries and activities for each of the topics taught"

Module 1. Dermal Filler with Hyaluronic Acid in the Middle Third of the Face

- 1.1. Facial Analysis and Harmonization
 - 1.1.1. Facial Patterns
 - 1.1.2. Anatomical Differences According to the Sex of the Patient
- 1.2. Anatomy and Aesthetic Proportions of the Middle Third of the Face
 - 1.2.1. Anatomy of the Malar, Submalar, Cheek Region Preauricular Region
 - 1.2.2. Anatomy of the Orbital Region, Palpebral Furrows
 - 1.2.3. Fat Compartments in Midface Aging
 - 1.2.4. Anatomical Risk Areas to Be Taken into Account When Performing Treatment
- 1.3. Nasal Anatomy and Aesthetic Proportions
 - 1.3.1. Nose
 - 1.3.2. Anatomical Risk Areas to Be Taken into Account When Performing Treatment
- 1.4. Materials and Action Protocols
 - 1.4.1. Necessary Material
 - 1.4.2. Types of Needles and Cannulas
 - 1.4.3. Selecting the Type of Hyaluronic Acid According to the Area to Be Treated
 - 1.4.4. Pre-Treatment and Post-Treatment
 - 1.4.5. Subsequent Recommendations for the Patient
- 1.5. Hyaluronic Acid Infiltration Techniques in the Middle Third of the Face
 - 1.5.1. Projection of the Middle Third of the Face
- 1.6. Rhino-Modeling Technique
- 1.7. Indications
 - 1.7.1. Projection of the Middle Third of the Face
 - 1.7.2. Rhino-Modeling
- 1.8. Complications and Adverse Effects
 - 1.8.1. Projection of the Middle Third of the Face
 - 1.8.2. Rhino-Modeling
- 1.9. Pre- and Post-Care
- 1.10. Legal Aspects
 - 1.10.1. Informed Consent
 - 1.10.2. Photography
 - 1.10.3. Medical History





“

You'll get up to speed on the most urgent dermal fillings in today's dental field thanks to this complete and comprehensive syllabus"

05 Methodology

This program offers a different way of learning. Our methodology uses a cyclical learning approach: **Relearning**.

This teaching system is used, for example, in the most prestigious medical schools in the world, and major publications such as the **New England Journal of Medicine** have considered it to be one of the most effective.



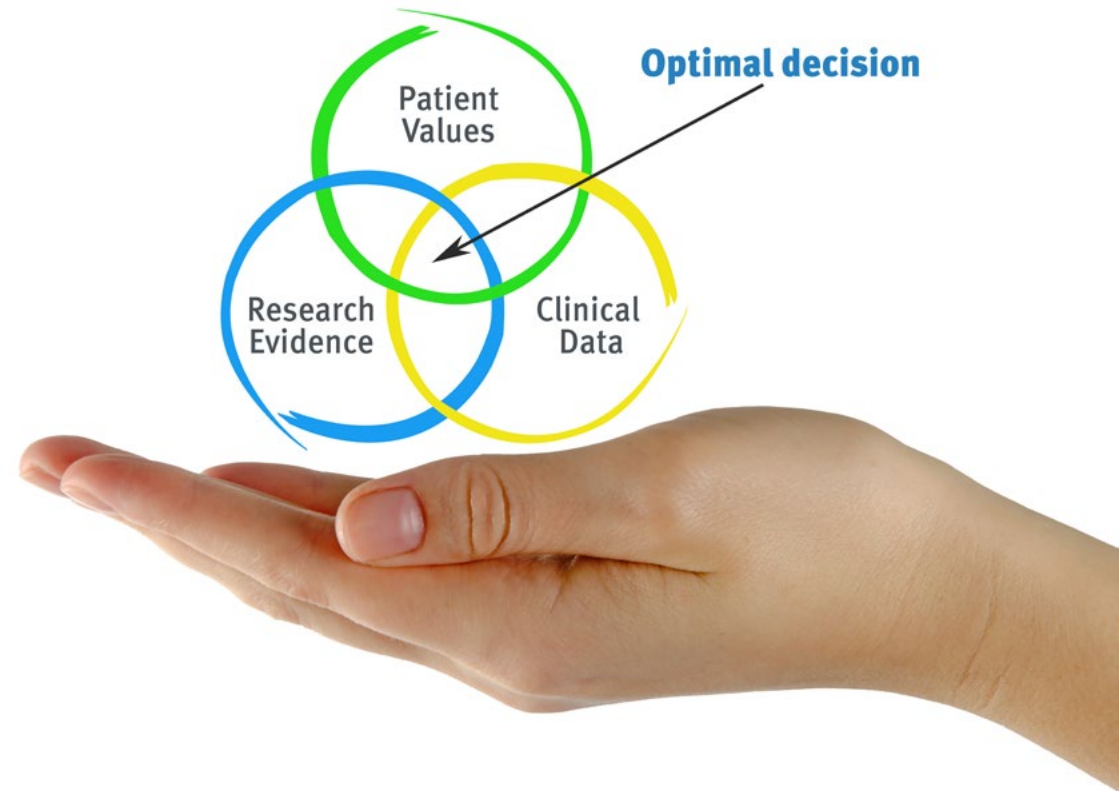


“

Discover Relearning, a system that abandons conventional linear learning, to take you through cyclical teaching systems: a way of learning that has proven to be extremely effective, especially in subjects that require memorization"

In a given situation, what should a professional do? Throughout the program, students will face multiple simulated clinical cases, based on real patients, in which they will have to do research, establish hypotheses, and ultimately resolve the situation. There is an abundance of scientific evidence on the effectiveness of the method. Specialists learn better, faster, and more sustainably over time.

With TECH you will experience a way of learning that is shaking the foundations of traditional universities around the world



According to Dr. Gervas, the clinical case is the annotated presentation of a patient, or group of patients, which becomes a "case", an example or model that illustrates some peculiar clinical component, either because of its teaching power or because of its uniqueness or rarity. It is essential that the case is based on current professional life, trying to recreate the real conditions in the dentist's professional practice.

“

Did you know that this method was developed in 1912, at Harvard, for law students? The case method consisted of presenting students with real-life, complex situations for them to make decisions and justify their decisions on how to solve them. In 1924, Harvard adopted it as a standard teaching method”

The effectiveness of the method is justified by four fundamental achievements:

1. Dentists who follow this method not only grasp concepts, but also develop their mental capacity by means of exercises to evaluate real situations and apply their knowledge.
2. Learning is solidly translated into practical skills that allow the student to better integrate into the real world.
3. Ideas and concepts are understood more efficiently, given that the example situations are based on real-life.
4. Students like to feel that the effort they put into their studies is worthwhile. This then translates into a greater interest in learning and more time dedicated to working on the course.



Relearning Methodology

At TECH we enhance the Harvard case method with the best 100% online teaching methodology available: Relearning.

This university is the first in the world to combine the study of clinical cases with a 100% online learning system based on repetition, combining a minimum of 8 different elements in each lesson, a real revolution with respect to the mere study and analysis of cases.



The student will learn through real cases and by solving complex situations in simulated learning environments. These simulations are developed using state-of-the-art software to facilitate immersive learning

At the forefront of world teaching, the Relearning method has managed to improve the overall satisfaction levels of professionals who complete their studies, with respect to the quality indicators of the best online university (Columbia University).

With this methodology we have trained more than 115.000 dentists with unprecedented success, in all specialties regardless of the workload. Our pedagogical methodology is developed in a highly competitive environment, with a university student body with a high socioeconomic profile and an average age of 43.5 years old.

Relearning will allow you to learn with less effort and better performance, involving you more in your learning, developing a critical mindset, defending arguments, and contrasting opinions: a direct equation for success

In our program, learning is not a linear process, but rather a spiral (learn, unlearn, forget, and re-learn). Therefore, we combine each of these elements concentrically.

The overall score obtained by TECH's learning system is 8.01, according to the highest international standards.



This program offers the best educational material, prepared with professionals in mind:



Study Material

All teaching material is produced by the specialists who teach the course, specifically for the course, so that the teaching content is highly specific and precise.

These contents are then applied to the audiovisual format, to create the TECH online working method. All this, with the latest techniques that offer high quality pieces in each and every one of the materials that are made available to the student.



Educational Techniques and Procedures on Video

TECH introduces students to the latest techniques, the latest educational advances, and to the forefront of medical techniques. All of this in direct contact with students and explained in detail so as to aid their assimilation and understanding. And best of all, you can watch the videos as many times as you like.



Interactive Summaries

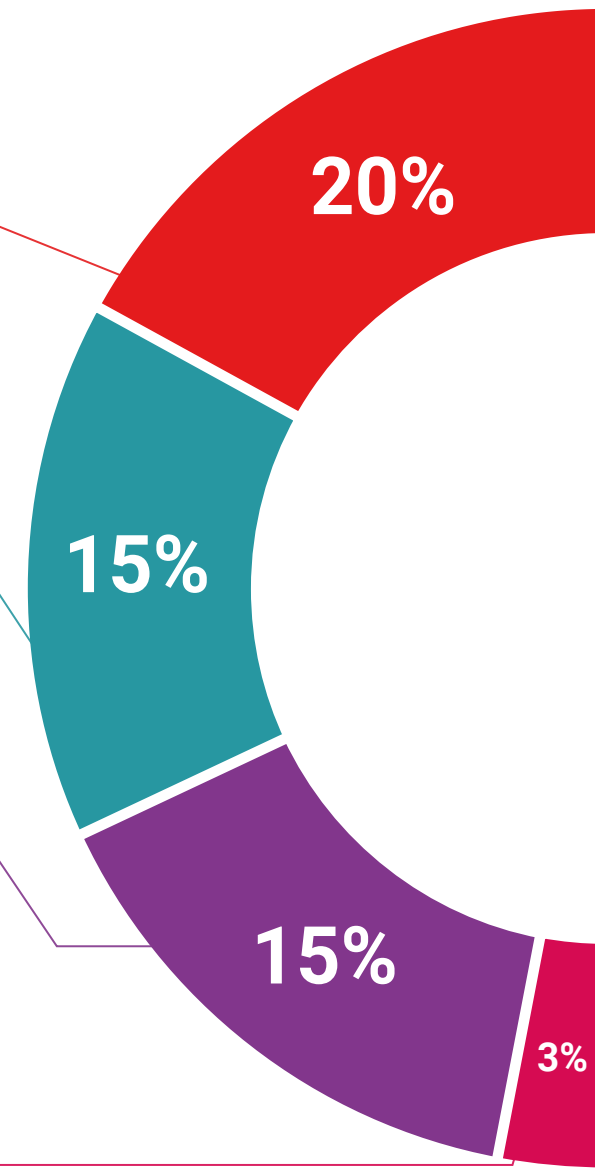
The TECH team presents the contents attractively and dynamically in multimedia lessons that include audio, videos, images, diagrams, and concept maps in order to reinforce knowledge.

This exclusive educational system for presenting multimedia content was awarded by Microsoft as a "European Success Story".



Additional Reading

Recent articles, consensus documents and international guidelines, among others. In TECH's virtual library, students will have access to everything they need to complete their course.





Expert-Led Case Studies and Case Analysis

Effective learning ought to be contextual. Therefore, TECH presents real cases in which the expert will guide students, focusing on and solving the different situations: A clear and direct way to achieve the highest degree of understanding.



Testing & Re-testing

We periodically evaluate and re-evaluate students' knowledge throughout the program, through assessment and self-assessment activities and exercises: So that they can see how they are achieving their goals.



Classes

There is scientific evidence suggesting that observing third-party experts can be useful.
Learning from an Expert strengthens knowledge and memory, and generates confidence in future difficult decisions.



Quick Action Guides

TECH offers the most relevant contents of the course in the form of worksheets or quick action guides. A synthetic, practical, and effective way to help students progress in their learning.



06

Certificate

The Postgraduate Certificate in Dermal Filler with Hyaluronic Acid in the Middle Third of the Face for Dentists guarantees students, in addition to the most rigorous and up-to-date education, access to a Postgraduate Certificate issued by TECH Technological University.



“

*Successfully complete this program
and receive your university qualification
without travel or laborious paperwork”*

The **Postgraduate Certificate in Dermal Filler with Hyaluronic Acid in the Middle Third of the Face for Dentists** contains the most complete and up-to-date scientific program on the market.

After the student has passed the assessments, they will receive their corresponding **Postgraduate Certificate** issued by **TECH Technological University** via tracked delivery*.

The Certificate issued by **TECH Technological University** will express the qualification obtained in the Postgraduate Certificate, and will meet the requirements commonly demanded by job exchanges, competitive examinations, and professional career evaluation committees.

Title: **Postgraduate Certificate in Dermal Filler with Hyaluronic Acid in the Middle Third of the Face**

No. of Official Hours: **150 hours**.



*Apostille Convention. In the event that the student wishes to have their paper Certificate issued with an apostille, TECH EDUCATION will make the necessary arrangements to obtain it, at an additional cost.

future

health confidence people

education information tutors

guarantee accreditation teaching

institutions technology learning

community commitment

tech technological
university

personalized service innovation

knowledge present
online treatment

development languages

virtual classroom

Postgraduate Certificate

Dermal Filler with Hyaluronic
Acid in the Middle Third of
the Face for Dentists

- » Modality: online
- » Duration: 6 weeks
- » Certificate: TECH Technological University
- » Dedication: 16h/week
- » Schedule: at your own pace
- » Exams: online

Postgraduate Certificate

Dermal Filler with Hyaluronic Acid in the Middle Third of the Face for Dentists

