

Postgraduate Certificate

Perioral Aesthetics





Postgraduate Certificate

Perioral Aesthetics

- » Modality: online
- » Duration: 6 weeks
- » Certificate: TECH Technological University
- » Dedication: 16h/week
- » Schedule: at your own pace
- » Exams: online

Website: www.techtute.com/us/dentistry/postgraduate-certificate/perioral-aesthetics

Index

01

Introduction

p. 4

02

Objectives

p. 8

03

Course Management

p. 12

04

Structure and Content

p. 16

05

Methodology

p. 20

06

Certificate

p. 28

01

Introduction

Technological advances allow the dentist to meet the aesthetic needs of patients without sacrificing health maintenance in a scientific and rigorous manner. Perioral aesthetics is as important as the aesthetics of the teeth. Patients are increasingly demanding comprehensive care that allows them to improve both their health and their general appearance, requiring the dentist to pay more attention and practice to all these aspects.

*Learn about the latest
advances in perioral
aesthetics.*





“

Improve your knowledge through this program, where you will find the best didactic material with real clinical cases. Incorporate the novelties of the specialty into your daily practice to be able to perform a quality dental practice”

New technological equipment, as well as constant scientific research, are providing the dentist with access to previously unknown techniques, whose effectiveness and safety are constantly improving. Perioral aesthetics is as important a component as that exclusively related to dental instruments. Their involvement in dental health is essential, and only a constant updating of the professional allows for adequate and timely patient care.

This online program aims to respond to the needs not only of its students, but also of society, anticipating the future demands of the environment. Change, the result of globalization and the imperatives of a new knowledge-based economy, requires ambitious modernization programs in the field of online training.

This Postgraduate Certificate aims to cover the comprehensive training of the dentist in the interventions aimed at improving perioral aesthetics by providing the necessary skills to prepare them as highly qualified professionals in the field of aesthetic dentistry.



Expand your knowledge through the Postgraduate Certificate in Perioral Aesthetics, in a practical way and adapted to your needs"

This **Postgraduate Certificate in Perioral Aesthetics** is the most comprehensive and up-to-date scientific program on the market. The most important features of the University Course are:

- ◆ Clinical cases presented by experts in Perioral Aesthetics.
- ◆ The graphic, schematic, and eminently practical contents with which they are created provide scientific and practical information on the disciplines that are essential for professional practice.
- ◆ News on the approach to interventions in perioral aesthetics.
- ◆ Algorithm-based interactive learning system for decision-making in the presented clinical situations.
- ◆ Special emphasis on test-based practice and research methodologies in aesthetic dentistry.
- ◆ All this will be complemented by theoretical lessons, questions to the expert, debate forums on controversial topics, and individual reflection assignments.
- ◆ Content that is accessible from any fixed or portable device with an Internet connection.

“

This Postgraduate Certificate may be the best investment you can make when choosing a refresher program for two reasons: in addition to updating your knowledge on Perioral Aesthetics, you will obtain a certificate from TECH Technological University”

Forming part of the teaching staff is a group of professionals in the world of dentistry who bring to this training their work experience, as well as a group of renowned specialists, recognised by esteemed scientific communities.

The multimedia content developed with the latest educational technology will provide the professional with situated and contextual learning, i.e., a simulated environment that will provide an immersive training program to train in real situations.

Problem-Based Learning underpins this program design, and the doctor must use it to try and solve the different professional practice situations that arise throughout the University Course. For this reason, you will be assisted by an innovative, interactive video system created by renowned and experienced experts in the field of radiology with extensive teaching experience.

This Postgraduate Certificate offers training in simulated environments, which provides an immersive learning experience designed to train for real-life situations.

It includes clinical cases to bring the program's degree as close as possible to the reality of care in dentistry.



02

Objectives

The main objective of the programme is the development of theoretical and practical learning, so that the dentist is able to master in a practical and rigorous way the interventions aimed at improving perioral aesthetics.





“

This refresher program will generate a sense of confidence when practising dentistry which will help you grow both personally and professionally”



General Objectives

- Expand the dentist's knowledge of materials and technology of the main aspects of restorative dentistry according to scientific evidence.
- Train the dentist to plan in a multidisciplinary work concept to perform excellent dental care.
- Provide the dentist with the necessary bibliography and documentation to equip them with the necessary diagnostic judgment to select the appropriate work strategy when dealing with any clinical situation.
- Encourage the acquisition of technical skills and abilities through a series of online tutorials describing the most frequent techniques of each of the aspects of aesthetic dentistry.
- Encourage Professional stimulation through continuing Education and Research.





Specific Module Objectives

- ◆ Perform an anatomical recall of the main musculo-skeletal structures involved in peribuccal aesthetics.
- ◆ Define the limits of each of the techniques to achieve the desired results.



*Seize the opportunity
and take the step to get
up to date on the latest
developments in perioral
aesthetics”*



03

Course Management

This program includes highly regarded health professionals in the field of aesthetic dentistry in its teaching staff, who bring the experience of their work to this training. In addition, renowned specialists, members of prestigious national and international scientific communities, are involved in designing and preparing the program.





“

Learn about the latest advances in perioral aesthetics from leading professionals”

Management



Dr. Ilzarbe Ripoll, Luis María

- ◆ Degree in Dentistry from the University of Valencia
- ◆ Master's Degree in university research training at the Catholic University of Valencia.
- ◆ Master's Degree in Prosthodontics and Occlusion at E.S.O.R.I.B.
- ◆ Master's Degree in Comprehensive Periodontics with Dr. Caffesse in CGFormación
- ◆ Master's Degree in Oral Rehabilitation and Implantology at E.S.O.R.I.B.
- ◆ D.U.I. in Maxillofacial Surgery and Implantology from the Université Paul Sabatier de Toulouse, France.
- ◆ Expert in all-ceramic prosthesis from the Complutense University of Madrid. Spain
- ◆ Courses in aesthetics with professors Fernando Autran, Newton Fahl, Ronaldo Hirata, Paulo Kano, Vicente Berbis, Dan Lazar, and August Bruguera.
- ◆ Lecturer in the Dentistry degree at the Catholic University of Valencia in the subjects of comprehensive adult dentistry, radiology, and dental materials.
- ◆ Private practice in aesthetic dentistry exclusively at Ilzarbe Garcia-Sala dental clinic. Valencia, Spain



04

Structure and Content

The structure of the contents has been designed by a team of professionals who recognise the implications of training in the daily medical praxis, aware of the relevance of current training to treat the patient, and are committed to quality teaching using new educational technologies.





“

This Postgraduate Certificate in Perioral Aesthetics is the most comprehensive and up-to-date scientific program on the market”

Unit 1. Anatomy of the Facial, Lip and Perioral Region

- 1.1. Facial Bones.
- 1.2. Masticatory and Facial Muscles.
- 1.3. SMAS (Superficial Musculo-Aponeurotic System).

Unit 2. Filler Materials and Infiltration Techniques

- 2.1. Filler Materials. Properties and Characteristics.
- 2.2. Main Infiltration Techniques.

Unit 3. Basic Infiltration Techniques with Medium Density Filler Materials

- 3.1. Indications and Materials.
- 3.2. Techniques and Protocols.

Unit 4. Basic Infiltration Techniques with High Density Filler Materials

- 4.1. Indications and Materials.
- 4.2. Techniques and Protocols.



“

*A unique, key, and decisive
Training experience to boost your
professional development”*



05

Methodology

Our Postgraduate Certificate in Perioral Aesthetics offers you an innovative method to strengthen your clinical skills based on the study of clinical cases and content in a cyclical way. This method has been the most widely used learning system by the most prestigious medicine schools in the world and by relevant publications such as the New England Journal of Medicine.



A close-up photograph of a dental procedure. A silver metal instrument is positioned on a patient's teeth. The teeth are white and appear to be in the process of being treated or prepared. The background is a solid purple color.

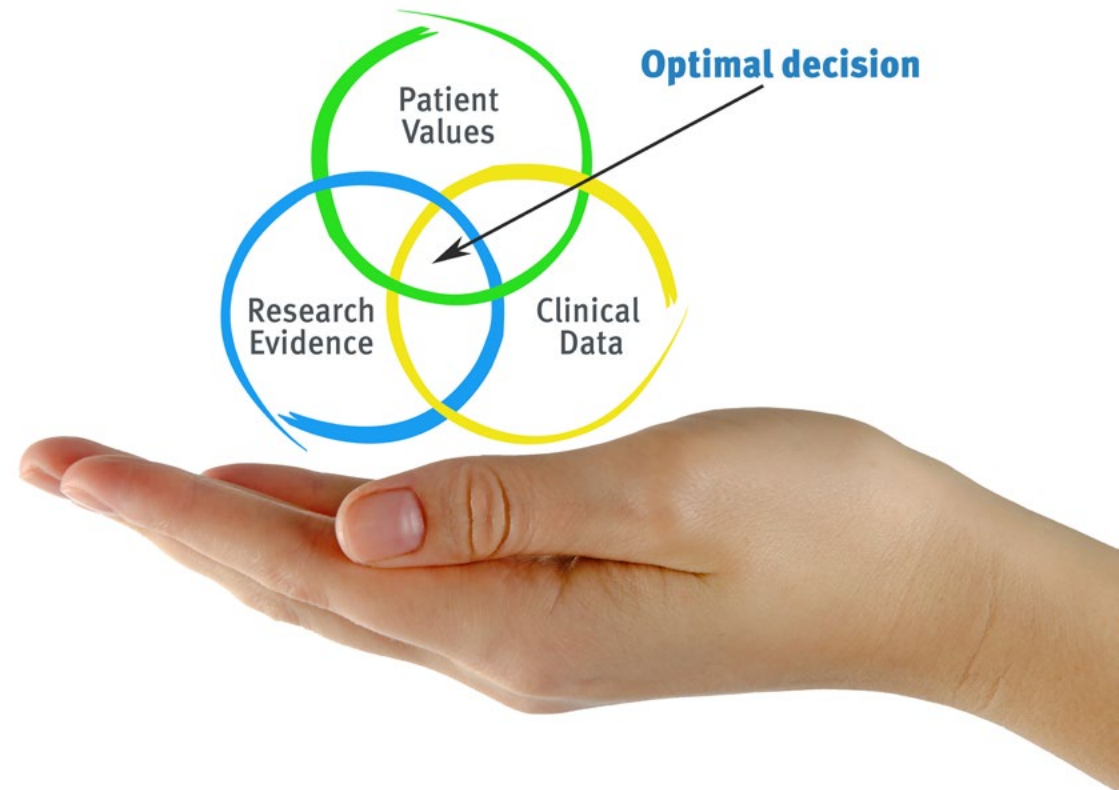
“

This type of teaching-learning encourages curiosity and skill development, as well as allowing the professor to feel like an active part of the process"

At TECH we use the Case Method

In a given clinical situation, what would you do? Throughout the program you will be presented with multiple simulated clinical cases based on real patients, where you will have to investigate, establish hypotheses and, finally, resolve the situation. There is abundant scientific evidence on the effectiveness of the method. Dentists learn better, faster, and more sustainably over time.

With TECH you can experience a way of learning that is shaking the foundations of traditional universities around the world.



According to Dr. Gérvas, the clinical case is the annotated presentation of a patient, or group of patients, which becomes a "case", an example or model that illustrates some peculiar clinical component, either because of its teaching potential or because of its uniqueness or rarity. It is essential that the case is based on current professional life, trying to recreate the real conditions in the dentist's professional practice.

“

Did you know that this method was developed in 1912 at Harvard for law students? The case method consisted of presenting students with real-life, complex situations for them to make decisions and justify their decisions on how to solve them. In 1924, Harvard adopted it as a standard teaching method”

The effectiveness of the method is justified by four fundamental achievements:

1. Students who follow this method not only grasp concepts, but also develop their mental capacity by means of exercises to evaluate real situations and apply their knowledge.
2. The learning process has a clear focus on practical skills that allow the student to better integrate into the real world.
3. Ideas and concepts are understood more efficiently, given that the example situations are based on real-life.
4. Students like to feel that the effort they put into their studies is worthwhile. This then translates into a greater interest in learning and more time dedicated to working on the course.



Re-Learning Methodology

At TECH we enhance the Harvard case method with the best 100% online teaching methodology available: Re-learning.

Our University is the first in the world to combine the study of clinical cases with a 100% online learning system based on repetition, combining a minimum of 8 different elements in each lesson, which represent a real revolution with respect to simply studying and analyzing cases.



The student will learn through real cases and by solving complex situations in simulated learning environments. These simulations are developed using state-of-the-art software to facilitate immersive learning.

At the forefront of world teaching, the Re-learning method has managed to improve the overall satisfaction levels of professionals who complete their studies, with respect to the quality indicators of the best Spanish-speaking online university (Columbia University).

With this methodology we have trained more than 115,000 students with unprecedented success, in all clinical specialties regardless of the surgical load. All this in a highly demanding environment, where the students have a strong socio-economic profile and an average age of 43.5 years.

Re-learning will allow you to learn with less effort and better performance, involving you more in your training, developing a critical mindset, defending arguments, and contrasting opinions: a direct equation to success.

In our program, learning is not a linear process, but rather a spiral (we learn, unlearn, forget, and re-learn). Therefore, we combine each of these elements concentrically.

The overall score obtained by our learning system is 8.01, according to the highest international standards.



In this Postgraduate Certificate you will have access to the best educational material, prepared with you in mind:



Study Material

After a complex production process, we transform the best content into high-quality educational and audiovisual multimedia. We select the best syllabus and make it available to you. Everything you need to acquire in-depth knowledge of a discipline, from A to Z. Lessons written and chosen by specialists in each of the disciplines.



Surgical techniques and clinical procedures on video

We bring you closer to the newest techniques, to the latest scientific advances, to the forefront of dentistry news. All this, in first person, with the maximum rigor, explained and detailed for your assimilation and understanding. And best of all, you can watch them as many times as you want.



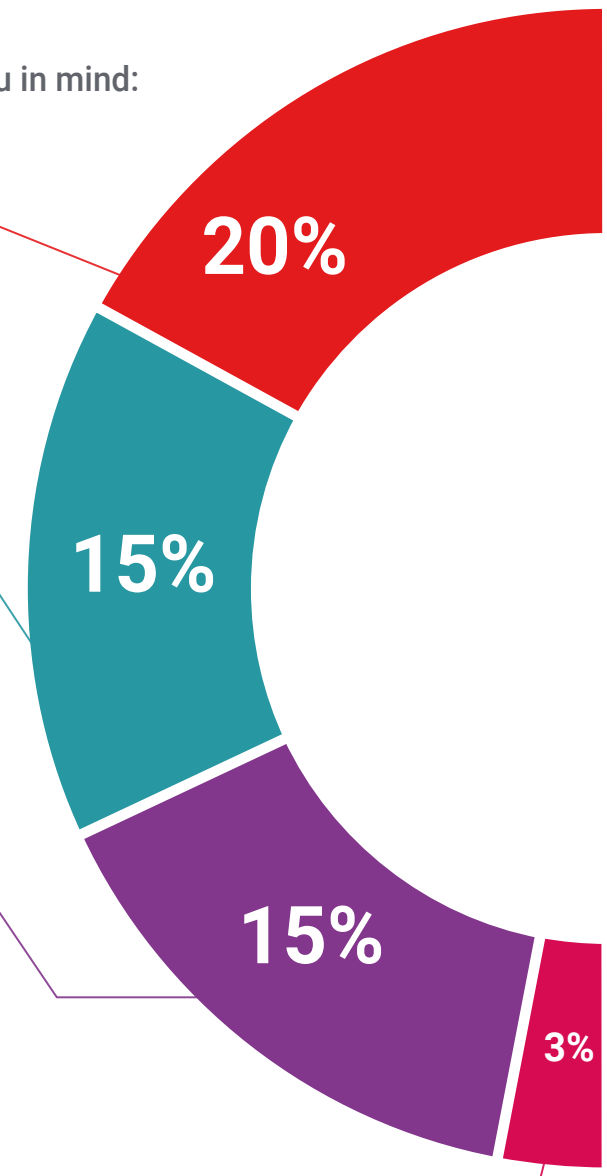
Interactive Summaries

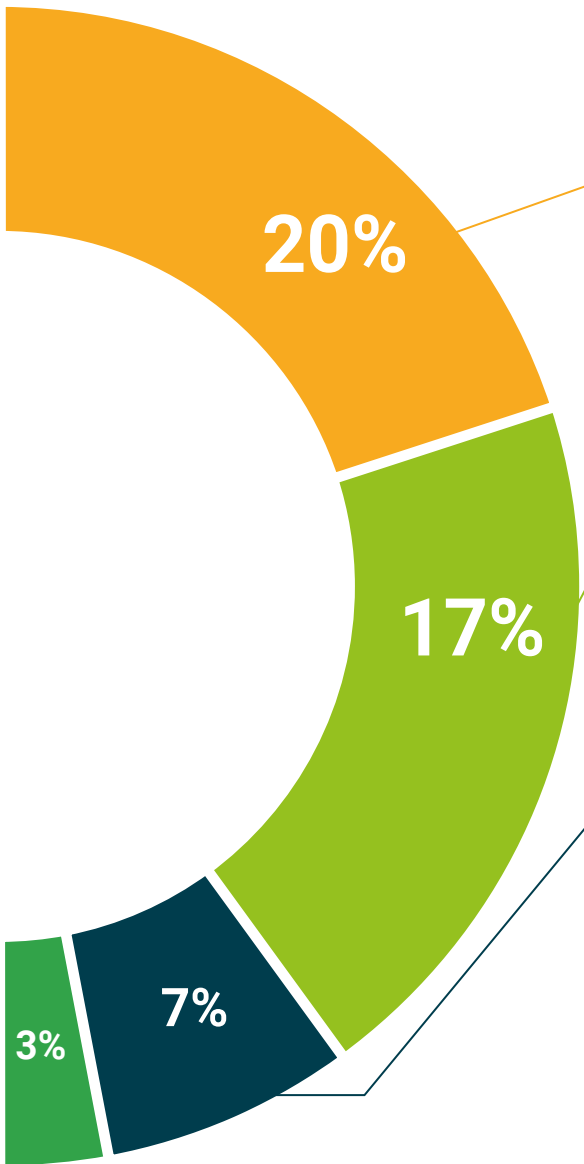
We present the contents attractively and dynamically in multimedia lessons that include audio, videos, images, diagrams, and concept maps in order to reinforce knowledge. This unique training system for presenting multimedia content was awarded by Microsoft as a "European Success Story".



Additional Reading

Recent articles, consensus documents, international guides... in our virtual library you will have access to everything you need to complete your training.





Expert-Led Case Studies and Case Analysis

Through the narratives of expert professionals, it is possible to acquire a high degree of understanding of the most frequent problematic situations. The professional's healthcare practice is not alien to the context in which it takes place. If we want to train ourselves to improve our professional practice, this training must be situated within the context in which it takes place.



Testing & Re-Testing

We periodically evaluate and re-evaluate your knowledge throughout this program through activities and evaluative exercises.



Classes

There is scientific evidence suggesting that observing third-party experts can be useful. Learning from an expert strengthens knowledge and recall, and generates confidence in our future difficult decisions.



Quick Action Guides

One of the most important functions of our team is to select those contents considered essential and present them in the form of worksheets or quick action guides to facilitate their understanding.



06

Certificate

The Postgraduate Certificate in Perioral Aesthetics guarantees you, in addition to the most rigorous and updated training, access to a Postgraduate Certificate issued by TECH Technological University.





“

*Receive your university degree
without having to travel"*

This Postgraduate Certificate in Perioral Aesthetics is the most comprehensive and up-to-date scientific program on the market.

After the student has passed the evaluations, he/she will receive by mail with acknowledgement of receipt their corresponding **Postgraduate Certificate** issued by **TECH Technological University**.

The certificate issued by **TECH Technological University** will specify the qualification obtained through the Postgraduate Certificate, and meets the requirements commonly demanded by labor exchanges, competitive examinations, and professional career evaluation committees.

Title: Postgraduate Certificate in Perioral Aesthetics

ECTS: 3

Official Number of Hours: 75



*Apostille Convention. In the event that the student wishes to have their paper diploma issued with an apostille, TECH EDUCATION will make the necessary arrangements to obtain it, at an additional cost.

future

health confidence people

education information tutors

guarantee accreditation teaching

institutions technology learning

community commitment

personalized service innovation

knowledge present quality

development languages

virtual classroom

tech technological
university

Postgraduate Certificate

Perioral Aesthetics

- » Modality: online
- » Duration: 6 weeks
- » Certificate: TECH Technological University
- » Dedication: 16h/week
- » Schedule: at your own pace
- » Exams: online

Postgraduate Certificate

Perioral Aesthetics

