

# Postgraduate Certificate

## Mucogingival Surgery Applied to Implantology





## Postgraduate Certificate

### Mucogingival Surgery Applied to Implantology

- » Modality: online
- » Duration: 6 weeks
- » Certificate: TECH Global University
- » Credits: 8 ECTS
- » Schedule: at your own pace
- » Exams: online

Website: [www.techtute.com/us/dentistry/postgraduate-certificate/mucogingival-surgery-applied-implantology](http://www.techtute.com/us/dentistry/postgraduate-certificate/mucogingival-surgery-applied-implantology)

# Index

01

Introduction

---

*p. 4*

02

Objectives

---

*p. 8*

03

Course Management

---

*p. 12*

04

Structure and Content

---

*p. 18*

05

Methodology

---

*p. 22*

06

Certificate

---

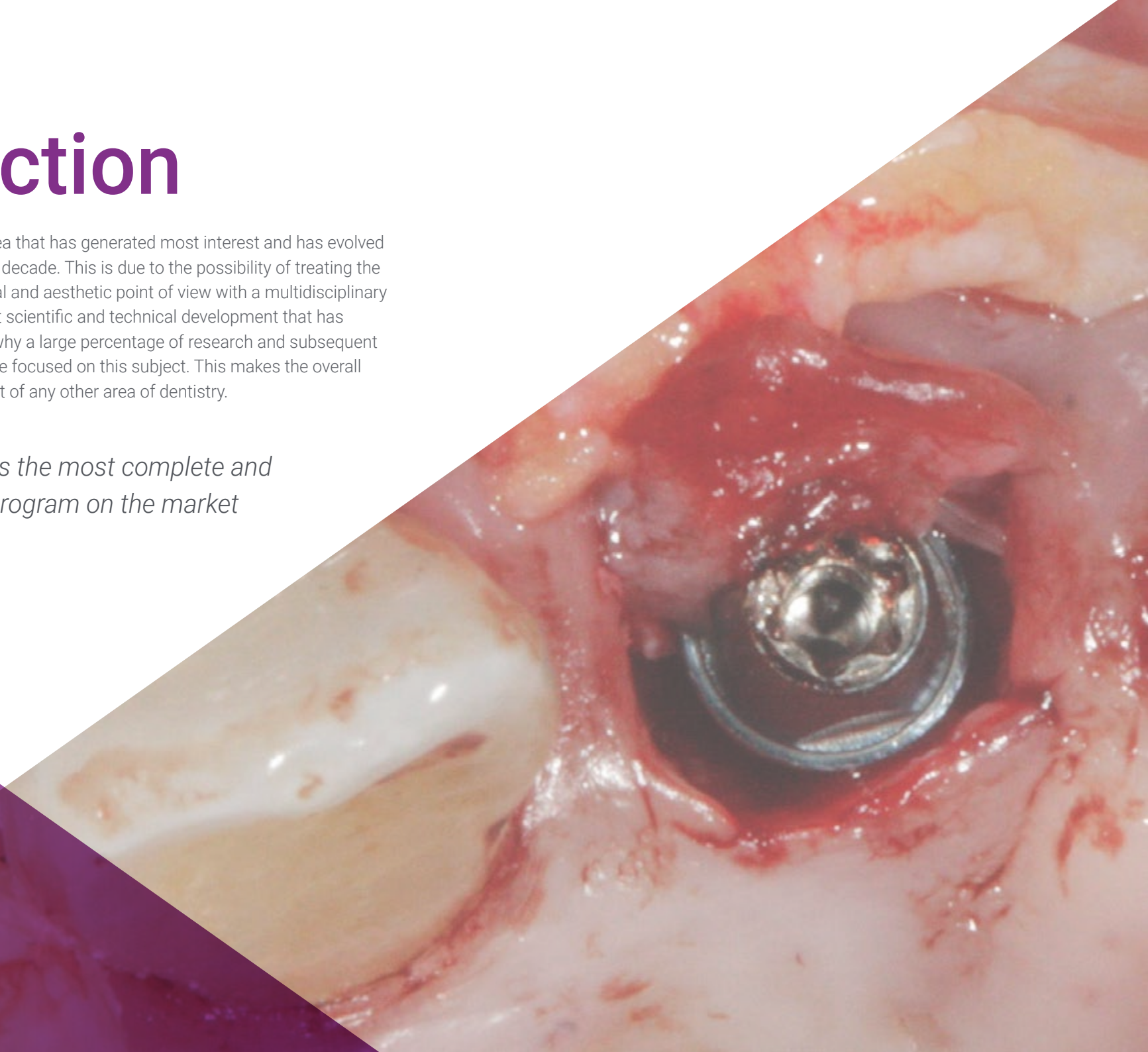
*p. 30*

# 01

# Introduction

Implantology is undoubtedly the area that has generated most interest and has evolved the most within dentistry in the last decade. This is due to the possibility of treating the edentulous patient from a functional and aesthetic point of view with a multidisciplinary approach. This, along with the great scientific and technical development that has occurred within this field, explains why a large percentage of research and subsequent publications in the dental world have focused on this subject. This makes the overall impact factor much higher than that of any other area of dentistry.

*This program contains the most complete and up-to-date scientific program on the market*





“

*Improve your knowledge through this program, where you will find the best didactic material with real clinical cases. Learn here about the latest advances in the speciality to be able to perform quality dental practice"*

A large percentage of research and subsequent publications in the dental world have focused on this subject. This makes the overall impact factor much higher than that of any other area of dentistry.

This has meant that dental prosthesis treatments have undergone an important conceptual change due to the clinical success and predictability of dental implants. This has provided the possibility of offering the patient, in many cases, a third dentition on the jaws. This is capable of replacing the lost teeth both functionally and aesthetically without treatment or overloading of the neighboring teeth, and in a fixed form.

Thus, in the prosthodontic treatment of patients with tooth loss, we have to combine the classic concepts and knowledge of oral rehabilitation with the new concepts of implant anchorage, distribution of forces (biomechanics) and preservation of osseointegration (the principle by which the titanium implant is joined to the bone).

The knowledge acquired will allow the student to face working life from a more qualified position, giving them a clear advantage when it comes to finding a job, since they will be able to offer the application of the latest technological and scientific advances in implant-prosthetic rehabilitation.

This **Postgraduate Certificate in Mucogingival Surgery Applied to Implantology** contains the most complete and up-to-date scientific program on the market. The most important features of the program include:

- ◆ Clinical cases presented by experts in implantology..
- ◆ The graphic, schematic, and eminently practical contents with which they are created provide scientific and practical information on the disciplines that are essential for professional practice.
- ◆ The latest diagnostic and therapeutic information on how to approach to Implantology surgery.
- ◆ Algorithm-based interactive learning system for decision-making in the presented clinical situations.
- ◆ With a special emphasis on evidence-based medicine and research methodologies in to Implantology surgery.
- ◆ All of this will be complemented by theoretical lessons, questions to the expert, debate forums on controversial topics, and individual reflection assignments.
- ◆ Content that is accessible from any fixed or portable device with an Internet connection.



*Update your knowledge through the Postgraduate Certificate in Mucogingival Surgery Applied to Implantology, in a practical way and adapted to your needs"*

“ *This Postgraduate Certificate may be the best investment you can make when choosing a refresher program for two reasons: in addition to updating your knowledge in to Mucogingival Surgery Applied to Implantology, you will obtain a qualification from TECH Global University”*

Forming part of the teaching staff is a group of professionals in the world of Dentistry, who bring to this course their work experience, as well as a group of renowned specialists, recognised by esteemed scientific communities.

The multimedia content developed with the latest educational technology will provide the professional with situated and contextual learning, i.e., a simulated environment that will provide an immersive training program to train in real situations.

This program is designed around Problem Based Learning, whereby the student will must try to solve the different professional practice situations that arise during the course. For this reason, you will be assisted by an innovative, interactive video system created by renowned and experienced experts in the field of radiology with extensive teaching experience.

*This program offers training in simulated environments, which provides an immersive learning experience designed to train for real-life situations*

*It includes clinical cases to bring the program's degree as close as possible to the reality of care in dentistry*



02

# Objectives

The program's primary objective is focused on theoretical and practical learning, so that the dentist is able to master, in both a practical and rigorous manner, specialist knowledge of Mucogingival Surgery Applied to Implantology.







“

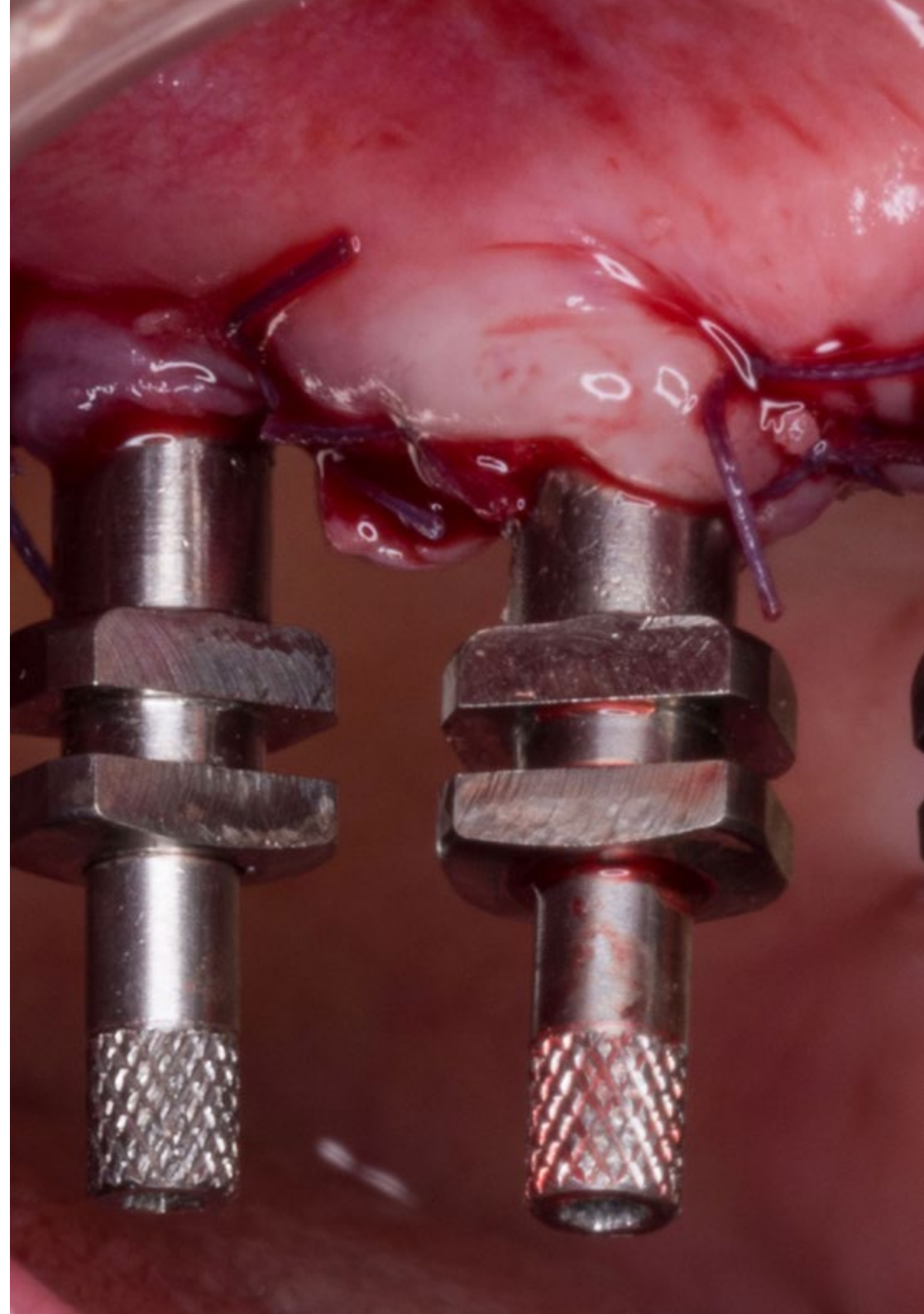
*This refresher program will generate a sense of confidence when practising dentistry which will help you grow both personally and professionally”*



## General Objectives

---

- Update the theoretical and practical knowledge of dental professionals in the different areas of oral surgery and implantology through evidence-based dentistry.
- Promote work strategies based on a multidisciplinary approach towards patients who are potential candidates for oral surgery or restoration with dental implants.
- Encourage the acquisition of technical skills and abilities, through a powerful audio-visual system, and the possibility of development through online simulation workshops and/or specific training.
- Encourage professional stimulus through continuing education and research.





## Specific Objectives

- ♦ Describe the anatomy of the cranio-maxillary complex: Surgical and implant relevance.
- ♦ Describe the main aspects involved in osseointegration procedures.
- ♦ Explain the appropriate process for carrying out the pre-surgery medical history of a patient, identify the pharmacological interactions and explain the radiological techniques necessary for implant diagnosis.
- ♦ Interrelate Implantology with the patient's medical pathologies and the rest of the dental specialties as well as to take samples.
- ♦ Apply surgical techniques to obtain primary implant stability in suitable situations with high bone availability.
- ♦ Apply techniques in Immediate Implant Dentistry.
- ♦ Apply your knowledge to single teeth, partial bridges and immediately loaded restorations.



*Make the most of the opportunity and take the step to get up-to-date on the latest developments in the Mucogingival Surgery Applied to Implantology”*

03

# Course Management

This program includes highly regarded health professionals in the field of implantology in its teaching staff, who bring the experience of their work to this training.

In addition, renowned specialists, members of prestigious national and international scientific communities, are involved in designing and preparing the program.





“

*Learn about the latest advances in  
Mucogingival Surgery Applied to  
Implantology from leading professionals”*

## International Guest Director

As one of the foremost members of the dental field, Dr. Howard C. Tenenbaum has lectured internationally on topics as diverse as **Orofacial Pain, Bone Cell Biology and the treatment of Refractory Periodontal Disease**. He has received numerous recognitions, including **distinguished fellowships** from the International College of Dentists, the Academy of Dentistry International, the American College of Dentists and the Pierre Fauchard Academy.

He has also received **several awards** for his research work, distinguished by Johnson & Johnson, as well as for his teaching at Mount Sinai Hospital. Precisely her dental research accumulates an **H index of 52**, with thousands of citations to his articles, highlighting his work in the study of the effects of resveratrol on oxidative stress during experimental periodontitis in rats subjected to cigarette smoke inhalation.

He combines his academic responsibilities as professor of dentistry at the University of Toronto with his work as a dental specialist at the Mount Sinai Hospital in Canada. It was in this same center where he held various management positions, being head of research of the dental service and at the same time responsible for the same service. Throughout his career he has served on various committees and associations, including the editorial boards of The Open Orthopaedics Journal and The Open Journal of Dentistry.



## Dr. Tenenbaum, Howard C.

---

- ♦ Professor of Dentistry, University of Toronto, Canada.
- ♦ Head of Research at the Mount Sinai Hospital Dental Service, Mount Sinai Hospital, Canada
- ♦ Professor of Periodontology, Tel Aviv University, Israel
- ♦ Professor of Periodontology, University of Manitoba, Canada
- ♦ Specialist at Princess Margaret Hospital, Toronto, Canada
- ♦ Head of Dentistry, Mount Sinai Hospital, Toronto, Canada
- ♦ Consultant to the U.S. Food and Drug Administration (FDA), U.S.A.
- ♦ Vice-Chairman of the Federal Advisory Committee on Dental Care of Canada.
- ♦ Ph.D. in Oral Biology, University of Toronto, Canada
- ♦ Doctor of Dental Surgery from the University of Toronto, Canada
- ♦ Diploma in Periodontics, University of Toronto, Canada
- ♦ Fellowship of the International College of Dentists
- ♦ Fellowship of the Academy of Dentistry International
- ♦ Fellowship of the American College of Dentists
- ♦ Fellowship of the Pierre Fauchard Academy
- ♦ Member of: Editorial Board of The Open Orthopaedics Journal, Editorial Board of The Open Journal of Dentistry, College of Reviewers for the CIHR Canada Research Chairs Program, Canadian Dental Association, Canadian and International Association for Dental Research, American Society for Bone and Mineral Research, American Academy of Periodontology, Ontario Society of Periodontists



*Thanks to TECH, you will be able to learn with the best professionals in the world"*

## Management



### Dr. García-Sala Bonmatí, Fernando

- ◆ Degree in Dentistry
- ◆ Associate Professor, University of Valencia, Department of Stomatology
- ◆ Master's Degree in Advanced Oral Implantology from the European University of Madrid
- ◆ Certificate in Advances in Implantology and Oral Rehabilitation from the New York University College of Dentistry New York, USA
- ◆ Former professor and codirector of the Master's Degree in Advanced Oral Implantology at the European University of Valencia Valencia, Spain
- ◆ Former professor of Oral Surgical Pathology at the European University of Valencia. Valencia, Spain
- ◆ ITI (International team Implantology) member
- ◆ Member of the Spanish Society of Prosthetics, Stomatology and Aesthetics (SEPES)
- ◆ Fellowship in bone regeneration with Dr Carlo Tinti Brescia, Italy
- ◆ Training in Dr Zucchelli Mucogingival Surgery at the University of Bologna Bologna, Italy
- ◆ Training in Periodontal Regeneration, Dr Cortellini Florence, Italy
- ◆ Training in Bone Regeneration, Dr Urban Budapest, Hungary
- ◆ Various publications in JCR, national and international speaker
- ◆ Private Practice Surgery, Periodontics and Implants



## Management



### Dr. Brotons Oliver, Alejandro

- ◆ Degree in Dentistry
- ◆ PhD in Dentistry from the University of Valencia
- ◆ Master's Degree in Oral Surgery and Implantology from the University of Valencia
- ◆ Certificate in Advances in Implantology and Oral Rehabilitation from the New York University College of Dentistry New York, USA
- ◆ Former professor and codirector of the Master's Degree in Advanced Oral Implantology at the European University of Valencia Valencia, Spain
- ◆ Former professor of Oral Surgical Pathology at the European University of Valencia. Valencia, Spain
- ◆ Former professor of Oral Surgery Pathology UCV - Cardenal Herrera University Valencia, Spain
- ◆ Member of the Spanish Society of Prosthetics, Stomatology and Aesthetics (SEPES) and the Spanish Society of Oral Surgery (SECIB)
- ◆ Fellowship in bone regeneration with Dr Carlo Tinti Brescia, Italy
- ◆ Training in Bone Regeneration, Dr Urban Budapest, Hungary
- ◆ Various publications in JCR, national and international speaker
- ◆ Private Practice Surgery, Periodontics and Implants

# 04

## Structure and Content

The structure of the contents has been designed by a team of professionals knowledgeable about the implications of specialization in daily medical practice and who are aware of the current relevance of training to be able to deal with patients who need mucogingival surgery and are committed to quality teaching through new educational technologies.





“

*This Postgraduate Certificate in Mucogingival Surgery Applied to Implantology contains the most complete and up-to-date scientific program on the market”*

## Module 1. Diagnosis

- 1.1. Clinical History: First Visit, Anamnesis and Patient's Expectations.
- 1.2. Medical Assessment of the Surgical Patient.
  - 1.2.1. Complementary Tests in Implantology and Oral Surgery.
- 1.3. Patient With Diseases of Risk in Implant Dentistry and Surgery: Medical Considerations and Dental Management.
  - 1.3.1. Diabetic Patients
  - 1.3.2. Immunosuppressed Patients
  - 1.3.3. Patients Taking Anticoagulants.
  - 1.3.4. The Medically Compromised Patient: Bisphosphonates.
- 1.4. Anaesthetic Techniques in Surgery and Implantology.
  - 1.4.1. Medication.
  - 1.4.2. Loco-regional Anaesthesia Techniques in Surgery and Implantology.
- 1.5. General Sedation and Anesthesia.





## Module 2. Periodontics Applied to the Treatment of the Implantology Patient

- 2.1. Basic Concepts of Periodontics Applied to a Patient With Implants.
  - 2.1.1. Peridontal Diagnosis
  - 2.1.2. Prognosis and Treatment Plan.
- 2.2. Second Phase Surgery: Surgical Techniques.
- 2.3. Mucogingival Procedures to Increase Keratinized Tissue.
  - 2.3.1. Free Gingival Grafting.
  - 2.3.2. Bilaminar Grafts.
- 2.4. Mucogingival Procedures to Increase the Volume of Connective Tissue:
  - 2.4.1. Subepithelial Free Grafts.
  - 2.4.2. Pedicled Grafts
- 2.5. Alveolar Ridge Preservation Techniques.
- 2.6. Implant Maintenance.
  - 2.6.1. Hygiene Techniques.
  - 2.6.2. Revisions and Maintenance in Implantology.



*A unique, key and decisive training to give a boost to your professional development”*

# 05

# Methodology

Our **Postgraduate Certificate in Mucogingival Surgery Applied to Implantology** offers you an innovative method to strengthen your clinical skills based on the study of clinical cases and content in a cyclical way. This method has been the most widely used learning system by the most prestigious medicine schools in the world and by relevant publications such as the New England Journal of Medicine.





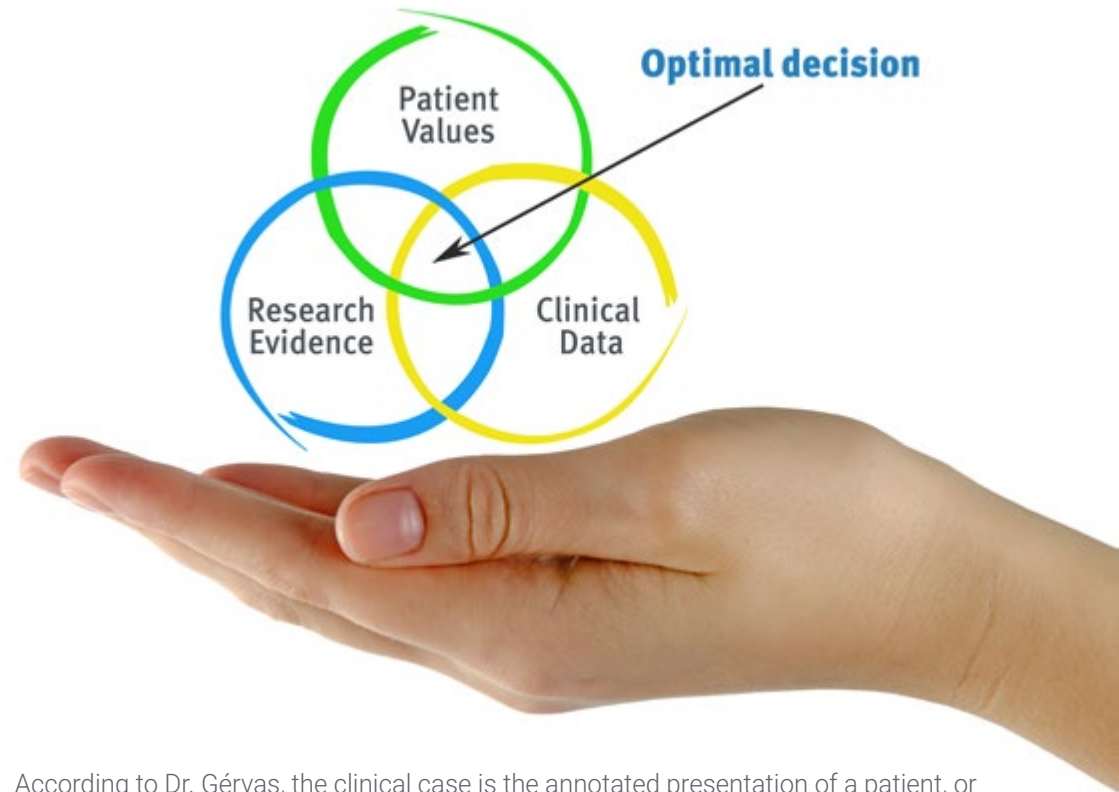
“

*This type of teaching-learning encourages curiosity and skill development, as well as allowing the dentist to feel like an active part of the process”*

In a given situation, what would you do? Throughout these months, the dentist will face multiple simulated clinical cases based on real patients in which they will have to investigate, establish hypotheses and finally, resolve the situation. This method makes dentists learn better as they accept more responsibility and get closer to the reality of their professional future.



*Did you know that this method was developed in 1912 for Law Students? The case method consisted of presenting students with real-life, complex situations for them to make decisions and justify their decisions on how to solve them. In 1924, Harvard adopted it as a standard teaching method”*



According to Dr. Gérvas, the clinical case is the annotated presentation of a patient, or group of patients, which becomes a "case", an example or model that illustrates some peculiar clinical component, either because of its teaching potential or because of its uniqueness or rarity. It is essential that the case is based on current professional life, trying to recreate the real conditions in the dentist's professional practice.

*It is a technique that develops the critical spirit and prepares the psychologist to make decisions, defend arguments, and contrast opinions*



According to Reynolds, there are four fundamental factors that support the effectiveness of the case method applicable to Dentistry:

**01**

**Dentists develop their mental capacities better by evaluating real situations and applying concepts.**

---

**02**

**Dentists will be better prepared for the development of their professional activity.**

---

**03**

**Ideas and concepts are better assimilated when they are analyzed in situations that have arisen from reality.**

---

**04**

**Dentists voluntarily dedicate more time to work because they find it more interesting to work with cases.**

---



## Re-Learning Methodology

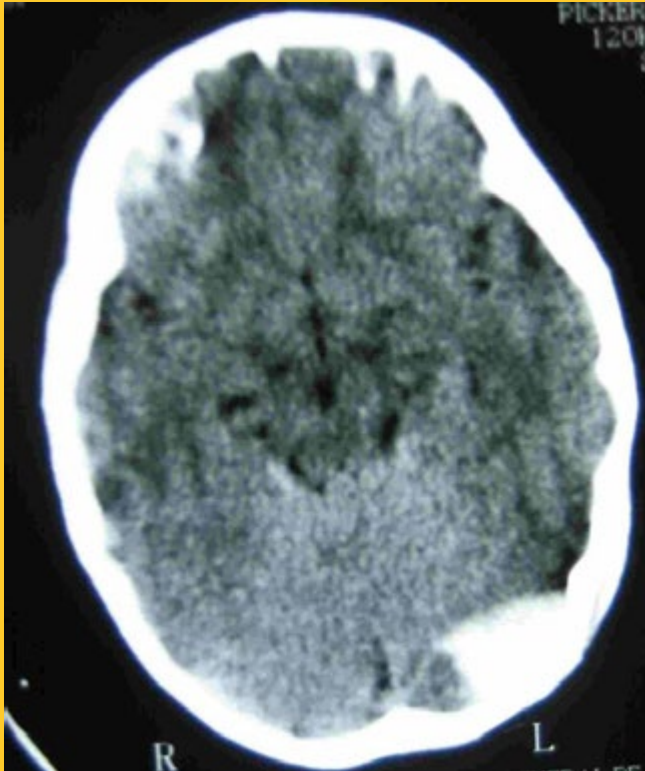


*The student will learn through real cases and by solving complex situations in simulated learning environments. These simulations are developed using state-of-the-art software to facilitate immersive learning”*

*...we enhance them with the best 100% online teaching method: Relearning...*

Our university is the first in the world to combine the study of clinical cases with a 100% online learning system based on repetition, combining 8 different elements in each lesson, which represent a revolution with respect to simply studying and analyzing cases.





This methodology, at the forefront of world teaching, is called Re-learning. Our school is the first online university licensed to use this successful method. In 2015 we managed to improve the overall satisfaction levels (teaching quality, quality of materials, course structure, objectives...) of dentists who complete the courses with respect to the indicators of the best online university in Spanish-speaking countries.

*The overall score obtained by our learning system is 8.01, according to the highest international standards*

In our **Postgraduate Certificate in Mucogingival Surgery Applied to Implantology** learning is not a linear process, but happens in a spiral (we learn-unlearn (forget) and relearn); that is why we combine each of these elements in a concentric way.

With this methodology we have trained more than 40,000 dentists with unprecedented success, in fields such as pediatrics, surgery, infectious diseases, hepatology, etc. All this in a highly demanding environment, with a university student body with a high socioeconomic profile and an average age of 42 years.

*...and all this with the best learning materials at the forefront of technology and pedagogy...*

In this Postgraduate Certificate you will have access to the best educational material, prepared with you in mind:



#### Study Material

After a complex production process, we transform the best content into high-quality educational and audiovisual multimedia. We select the best syllabus and make it available to you. Everything you need to acquire in-depth knowledge of a discipline, from A to Z. Lessons written and chosen by specialists in each of the disciplines.



#### Surgical techniques and clinical procedures on video

We bring you closer to the newest techniques, to the latest scientific advances, to the forefront of medical developments. All this, in first person, with the maximum rigor, explained and detailed for your assimilation and understanding. And best of all, you can watch them as many times as you want.



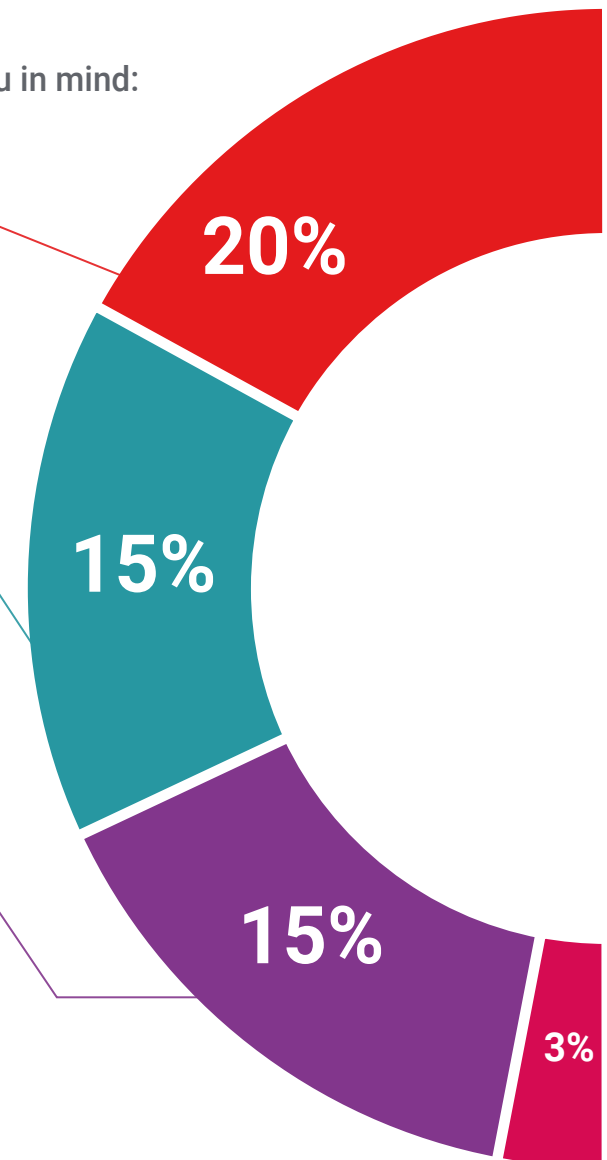
#### Interactive Summaries

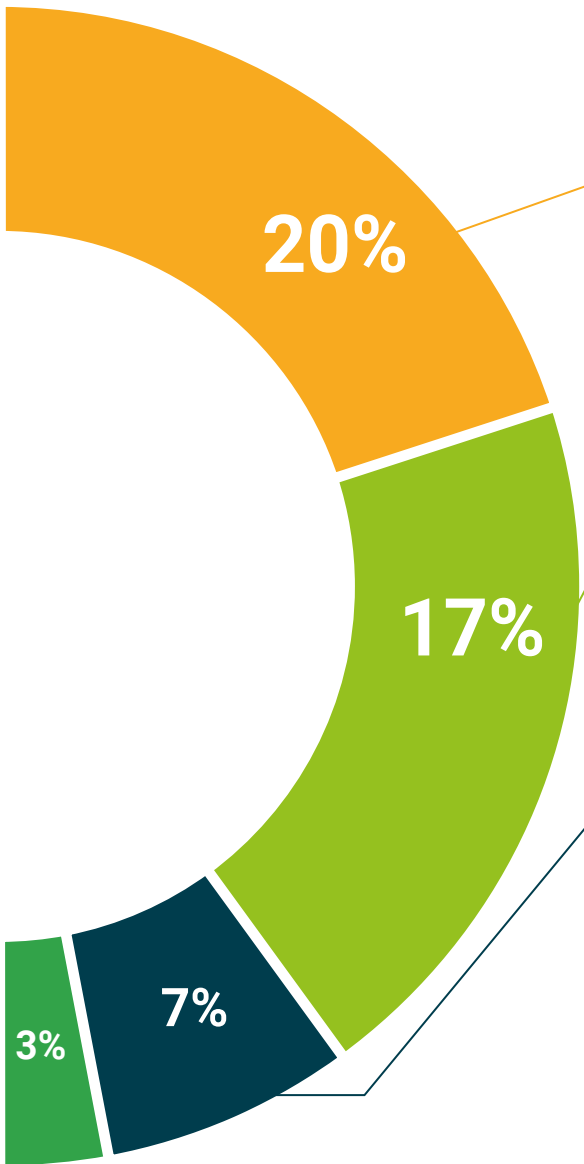
We present the contents attractively and dynamically in multimedia lessons that include audio, videos, images, diagrams, and concept maps in order to reinforce knowledge. This unique training system for presenting multimedia content was awarded by Microsoft as a "European Success Story".



#### Additional Reading

Recent articles, consensus documents, international guides... in our virtual library you will have access to everything you need to complete your training.





#### Expert-Led Case Studies and Case Analysis

Through the narratives of expert professionals, it is possible to acquire a high degree of understanding of the most frequent problematic situations. The professional's healthcare practice is not alien to the context in which it takes place. If we want to train ourselves to improve our professional practice, this training must be situated within the context in which it takes place.



#### Testing & Re-testing

We periodically evaluate and re-evaluate your knowledge throughout this program through activities and evaluative exercises.



#### Classes

There is scientific evidence suggesting that observing third-party experts can be useful. Learning from an expert strengthens knowledge and recall, and generates confidence in our future difficult decisions



#### Quick Action Guides

One of the most important functions of our team is to select those contents considered essential and present them in the form of worksheets or quick action guides to facilitate their understanding.



06

# Certificate

The Postgraduate Certificate in Mucogingival Surgery Applied to Implantology guarantees, in addition to the most rigorous and updated training, access to a Postgraduate Certificate issued by TECH Global University.





“

*Receive your university degree  
without having to travel"*

This program will allow you to obtain your **Postgraduate Certificate in Mucogingival Surgery Applied to Implantology** endorsed by **TECH Global University**, the world's largest online university.

**TECH Global University** is an official European University publicly recognized by the Government of Andorra ([official bulletin](#)). Andorra is part of the European Higher Education Area (EHEA) since 2003. The EHEA is an initiative promoted by the European Union that aims to organize the international training framework and harmonize the higher education systems of the member countries of this space. The project promotes common values, the implementation of collaborative tools and strengthening its quality assurance mechanisms to enhance collaboration and mobility among students, researchers and academics.

This **TECH Global University** title is a European program of continuing education and professional updating that guarantees the acquisition of competencies in its area of knowledge, providing a high curricular value to the student who completes the program.

Title: **Postgraduate Certificate in Mucogingival Surgery Applied to Implantology**

Modality: **online**

Duration: **6 weeks**

Accreditation: **8 ECTS**





future  
health confidence people  
education information tutors  
guarantee accreditation teaching  
institutions technology learning  
community commitment  
personalized service innovation  
knowledge present  
development languages  
virtual classroom



**Postgraduate Certificate**  
Mucogingival Surgery  
Applied to Implantology

- » Modality: online
- » Duration: 6 weeks
- » Certificate: TECH Global University
- » Credits: 8 ECTS
- » Schedule: at your own pace
- » Exams: online

# Postgraduate Certificate

## Mucogingival Surgery Applied to Implantology