

Postgraduate Certificate  
Emergency and Urgent  
Care Management in the  
Dental Clinic



## Postgraduate Certificate Emergency and Urgent Care Management in the Dental Clinic

- » Modality: online
- » Duration: 4 weeks
- » Certificate: TECH Technological University
- » Schedule: at your own pace
- » Exams: online

Website: [www.techtitute.com/us/dentistry/postgraduate-certificate/emergency-urgent-care-management-dental-clinic](http://www.techtitute.com/us/dentistry/postgraduate-certificate/emergency-urgent-care-management-dental-clinic)

# Index

01

Introduction

---

p. 4

02

Objectives

---

p. 8

03

Course Management

---

p. 12

04

Structure and Content

---

p. 16

05

Methodology

---

p. 20

06

Certificate

---

p. 28

# 01

# Introduction

Dental emergencies can range from acute pain and infections to severe bleeding and allergic reactions. In addition, it is important to keep in mind that many patients may have systemic diseases or be taking medications that affect hemostasis and coagulation, which increases the complexity of odontology care. Therefore, this degree is designed to provide dental professionals with the tools necessary to manage these situations safely and effectively. The program addresses key topics such as the physiology of hemostasis, the diagnosis of alterations or the odontology management of patients with antiplatelet aggregation treatments, all 100% online. What's more, the student will be in charge of managing his or her own academic time.





“

Get updated in the management of Urgencies and Emergencies in the dental clinic and identify the most common medical complications”

In the dental practice, the management of emergencies and emergencies is a vital issue. Many patients come to the dentist's office with pain, infections, bleeding or any other emergency, and dental professionals need to be prepared to deal with these cases effectively. In this sense, it is crucial that dental professionals have up-to-date knowledge and skills on emergency management protocols.

That is why this program is designed to provide a high-level preparation in the management of Emergencies and Emergencies in the dental clinic. In this sense, the course covers key areas such as coumarin derivatives, heparins and direct oral anticoagulants, as well as the management of patients with congenital diseases and alterations of the white and red series.

The best part is that each and every topic in this Diploma is taught 100% online, which means that students can take it from anywhere and at any time that is convenient for them. In addition, the degree uses the Relearning pedagogical methodology, which allows students to develop advanced knowledge in a more effective and lasting way.

Flexibility is another important feature, as students can organize academic resources according to their own needs and schedules. In this sense, study materials are available online and can be accessed from any device with an Internet connection.

This Postgraduate Certificate in Emergency and Urgent Care Management in the Dental Clinic contains the most complete and up-to-date scientific program on the market. The most important features include:

- ♦ The development of case studies presented by experts in Emergency Management in the Dental Clinic
- ♦ The graphic, schematic, and practical contents with which they are created, provide scientific and practical information on the disciplines that are essential for professional practice
- ♦ Practical exercises where the self-assessment process can be carried out to improve learning
- ♦ Its special emphasis on innovative methodologies
- ♦ Theoretical lessons, questions for experts, discussion forums on controversial issues and individual reflection work
- ♦ Content that is accessible from any fixed or portable device with an Internet connection



Act quickly and effectively in the face of challenging odontology pathologies thanks to this Diploma”



“ Incorporate into your odontology strategies the latest advances in the odontology management of patients with pathologies that require urgent action”

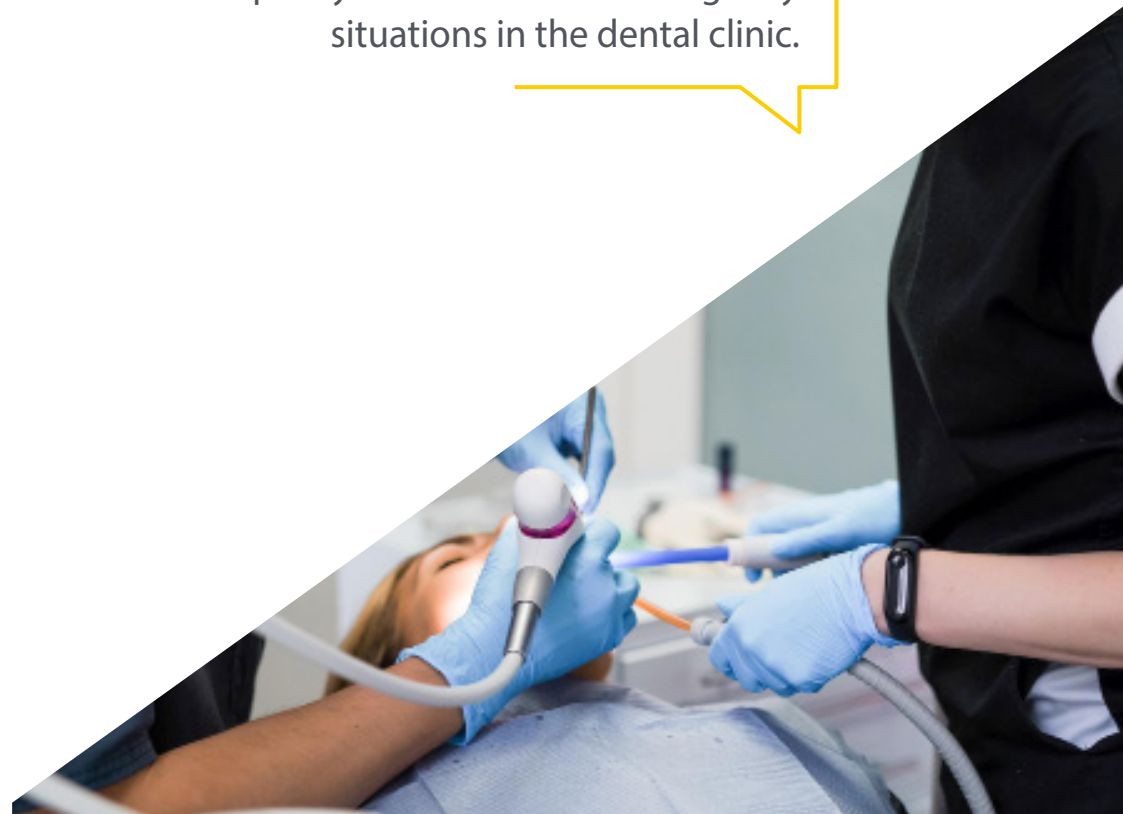
The program's teaching staff includes professionals from sector who contribute their work experience to this educational program, as well as renowned specialists from leading societies and prestigious universities.

Its multimedia content, developed with the latest educational technology, will provide the professional with situated and contextual learning, i.e., a simulated environment that will provide an immersive education programmed to learn in real situations.

The design of this program focuses on Problem-Based Learning, by means of which the professional must try to solve the different professional practice situations that are presented throughout the academic course. For this purpose, the student will be assisted by an innovative interactive video system created by renowned experts.

Will be a dentist of reference to face systemic complications related to oral health.

Will proficiently handle the tools and techniques necessary to provide quality and safe care in emergency situations in the dental clinic.



# 02

# Objectives

During the 6 weeks of this course, the professional will obtain a complete update on how to deal with urgencies and emergencies of patients from the odontology point of view. The syllabus of the program covers various protocols of action, allowing the professional to be aware of the characteristics and specific pathologies of patients who require urgent care.





“

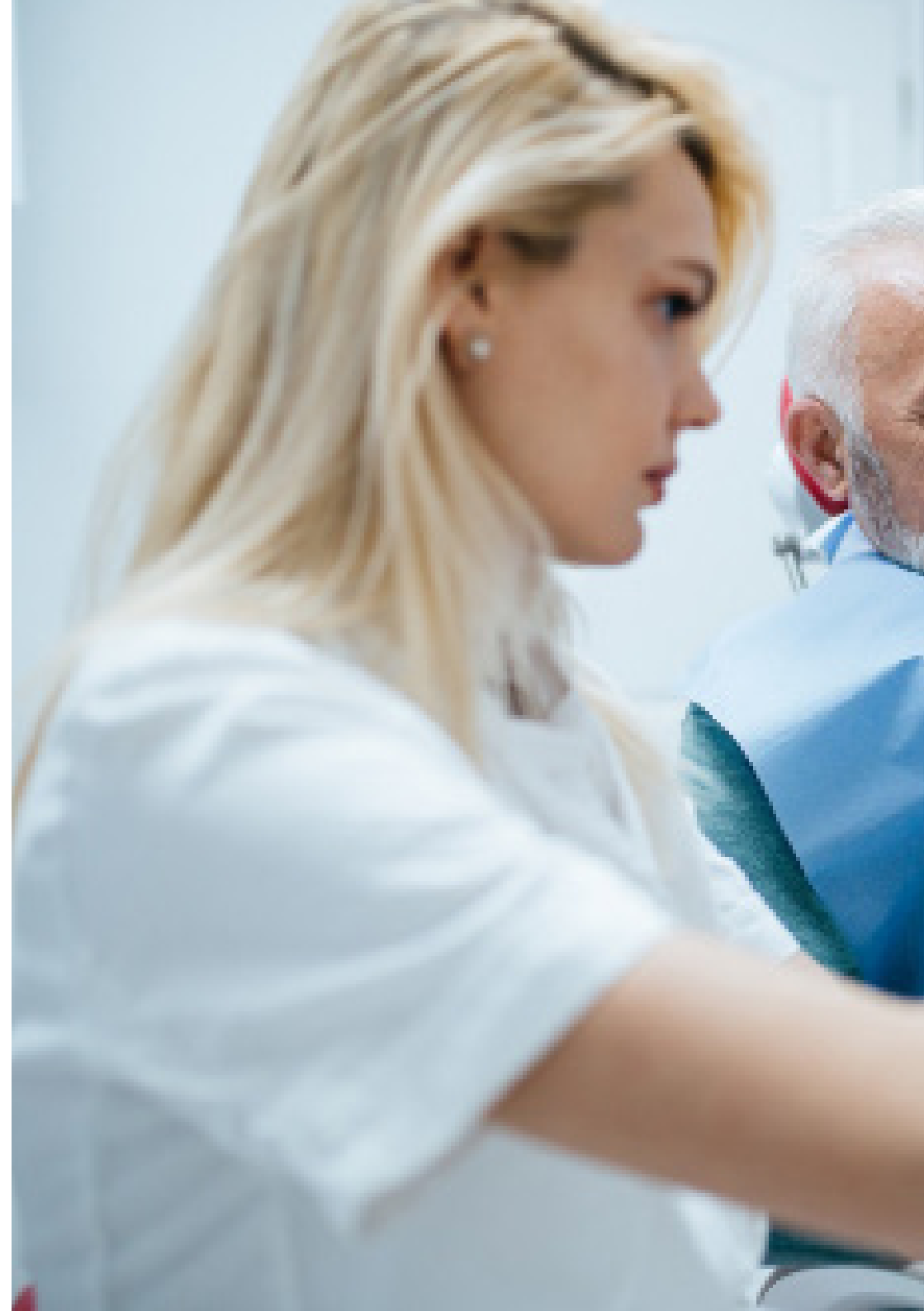
It achieves the objectives of the program and establishes the alert criterion and alarm criteria”



## General Objectives

---

- ♦ Update knowledge on the identification of endocrine pathologies that may affect the normal development of dental treatment
- ♦ Analyze digestive pathologies that may hinder dental treatment
- ♦ Define the pharmacological guidelines for patients with IBD
- ♦ Define and analyze the basic and advanced aspects that define the actions to be taken in case of the main urgent and emergent conditions in a dental office
- ♦ Address the most common medical complications in patients with renal pathology
- ♦ Provide updated recommendations based on scientific evidence for an adequate dental approach to patients affected by head and neck cancer
- ♦ Describe the appropriate actions in the pre-treatment period, during and after cancer treatment, from an odontological point of view
- ♦ Identify the main oral characteristics of patients with functional diversity
- ♦ Delve into the cardiovascular pathologies with the highest incidence in our daily practice in the dental clinic
- ♦ Update knowledge on the medical conditions and medication with hematological alterations
- ♦ Deepen in the main complications derived from the medical pathology presented
- ♦ Delve into the possible interactions derived from the medical pathology in the dental setting





## Specific Objectives

---

- ◆ Define the concepts of urgency and emergency
- ◆ Analyze the definition of alert criteria and alarm criteria
- ◆ Study the principles that define the critical patient in a generic way
- ◆ Define the principles of severity standardization
- ◆ Analyze the specific action guidelines for each syndromic condition included in emergency medicine and its application in the dental office
- ◆ Study and analyze the principles governing life support for patients in CRA (cardiorespiratory arrest) according to the European Resuscitation Council 2021 recommendations
- ◆ Define and analyze the essential technical and pharmacological resources for a dental office



Analyzes in detail the essential technical and pharmacological resources for a dental office a dental office”

03

# Course Management

The teaching staff of the Diploma in Emergency and Urgent Care Management in the Dental Clinic is composed of a team of highly qualified professionals with extensive experience in the field of emergency dentistry. Among them are highly prestigious odontologists who have worked in leading odontology institutions, who have poured their valuable experience into the academic resources they have designed. In addition, students will be able to consult all their doubts through the Virtual Campus.





“

It is time to position yourself as the dentist updated in emergency protocols demanded by odontology centers with the best experts”



## International Guest Director

Dr. Elena Maria Varoni is considered a true international eminence in the field of Dentistry and Oral Medicine. Her career has been focused on research and scientific innovation with Biomaterials, and she is co-inventor of a European patent for the manufacture of self-supporting films. At the same time, her work has contributed significantly to the development of biosensor technologies, setting new biomedical standards.

Therefore, throughout her prolific career, the expert has been awarded several distinctions at national, regional and international level. Among them is the "Fucina of the Future" Award, given by the Milan Society of Medicine and Dentistry to researchers under the age of 40 who have made unique contributions to science. Moreover, she frequently participates in world-renowned conferences and congresses where she has presented her discoveries and received some specific awards for these celebrations.

Dr. Varoni also maintains scientific collaborations with institutions of the highest prestige. One of them is through the Cochrane project, belonging to the World Oral Health Group, dedicated to the prevention of oral cancer. She also maintains joint initiatives with the Biointerface Laboratory of the Department of Mining and Materials Engineering at McGill University in Canada. In addition, she is a consultant to the Phytochemistry Research Center at Shahid Beheshti University and the Department of Pharmacognosy at Zabol University of Medical Sciences, both based in Iran. She also advises other entities based in countries such as Poland, United Kingdom, Spain and Japan.

In addition to her research work, the specialist maintains a rigorous clinical practice in private centers, including the Dental Clinic of the San Paolo Hospital in Milan. She is also a member of the Odontostomatological Diagnosis and Treatment Team (DOT), led by Professor Giovanni Lodi.



## Dra. Varoni, Elena Maria

---

- ♦ Director of the Dental Hygiene Program, Department of Biomedicine, University of Milan, Milan, Italy
- ♦ Co-inventor of the European patent for the development of self-supporting films
- ♦ Specialist of the Diagnostic and Odontostomatological Treatment Team (DOT)
- ♦ Dentist at the Clinica Odontoiatrica Ospedale San Paolo, Milan, Italy
- ♦ Collaborator in the Cochrane Project of the Global Oral Health Group
- ♦ Researcher and collaborator at the Biointerface Laboratory, Department of Mining and Materials Engineering, McGill University
- ♦ Collaborator at the Phytochemistry Research Center, Shahid Beheshti University
- ♦ Advisor to the Department of Pharmacognosy, Zabol University of Medical Sciences
- ♦ Consultant to the Advisory Board of Sunovion Pharmaceuticals Company
- ♦ Consultant to Jonhson & Jonhson Company in Italy
- ♦ Publisher and translator of scientific articles in Odont News
- ♦ Author of several popular scientific articles for the Italian Dental Magazine
- ♦ Doctor in Biotechnology and Human Health at the University of Eastern Piedmont "A. Avogadro"
- ♦ Degree in Dentistry at the University of Milan
- ♦ Member of: European Association of Oral Medicine (EAOM) , European Association of Biomaterials (ESB) , Italian Society of Oral Medicine and Pathology (SIPMO) , Italian Society of Biomaterials (SIB), Italian Society of Human Nutrition (SINU)Italian Society of Periodontology (SIdP)



Thanks to TECH, you will be able to learn with the best professionals in the

## Management



### Dr. Jose Antonio Gil Montoya

- ♦ General Dentist in private practice
- ♦ Coordinator of the Doctoral Program in Clinical Medicine and Public Health of the University of Granada
- ♦ Director of the Stomatology Department of the University of Granada
- ♦ Head Teacher of Dentistry in Special Patients at the University of Granada
- ♦ Gerodontology Professor at the University of Granada
- ♦ Invited professor of online Masters in Special Patients and Gerodontology
- ♦ Degree in Dentistry from the University of Granada
- ♦ PhD in Dentistry from the University of Granada
- ♦ Master's Degree in Social Gerontology from the University of Granada
- ♦ Master in Health Research Methodology by the Andalusian School of Public Health

## Professors

### Dr. Francisco Javier Moreno

- ♦ Specialist in Oral Surgery and Implantology
- ♦ Dentist in several private clinics
- ♦ Assistant Professor of the Degree of Dentistry at the University of Granada
- ♦ PhD International in Dentistry from the University of Granada
- ♦ Degree in Dentistry from the University of Granada
- ♦ Professional Master's Degree in Oral Surgery and Implantology from the University of Granada
- ♦ Professional Master's Degree in Research in Dentistry, University of Granada, Spain

### Dr. Candela Reyes Botella

- ♦ Dentist in private practices
- ♦ Professor of Odontology at the University of Granada
- ♦ Degree in Medicine and Surgery
- ♦ Degree in Dentistry
- ♦ PhD in Medicine and Surgery
- ♦ Stomatology Specialist
- ♦ Master's Degree university in Oral Surgery and Implantology from the University of Granada





04

# Structure and Content

The Diploma in Emergency and Urgent Care Management in the Dental Clinic offers dental professionals a wide variety of updated knowledge on the management of challenging scenarios that require urgent and effective dental treatment. This academic pathway has multiple pedagogical resources available on the Virtual Campus, which will allow students to expand their professional background in an effective way.





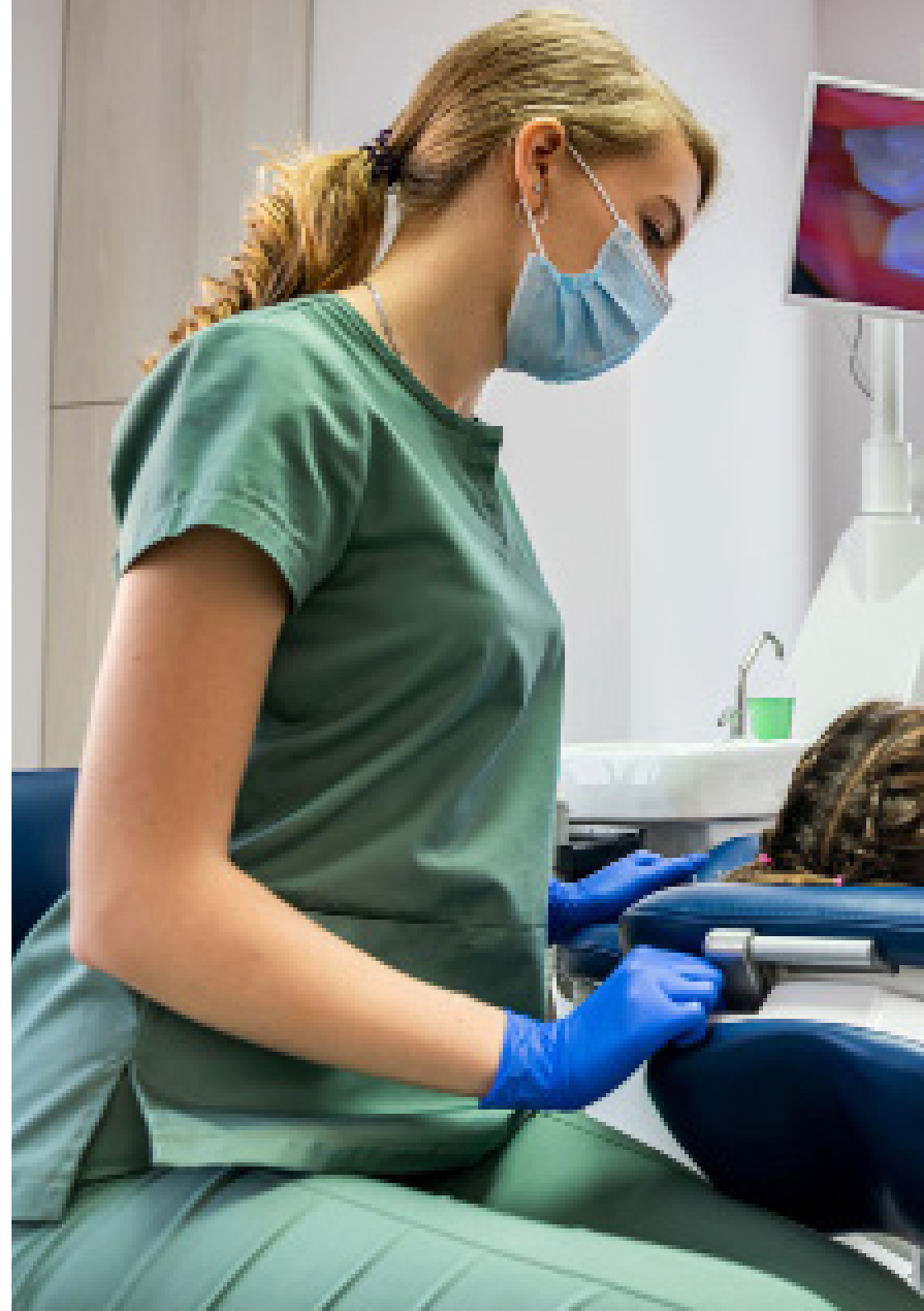


“

A curriculum with all the technical resources for the management of Urgencies and Emergencies in a dental office”

## Module 1. Management of urgent and emergency situations in the dental office

- 1.1. Critical Patients Conceptualization
  - 1.1.1. Critical Patients
  - 1.1.2. Emergency Care
  - 1.1.3. Gravity Standardization
  - 1.1.4. Alert and Alarm Criteria
- 1.2. Technical resources for the control of urgencies and emergencies in a dental office
  - 1.2.1. Airway
  - 1.2.2. Venous Route
  - 1.2.3. Monitoring
- 1.3. Applied pharmacology: basic active principles for use in urgencies and emergencies in a dental cabinet
  - 1.3.1. Cardiovascular sphere
  - 1.3.2. Respiratory sphere
  - 1.3.3. Neurological sphere
- 1.4. Alterations in the Level of Consciousness
  - 1.4.1. Coma: conceptualization
  - 1.4.2. Clinical assessment of the coma patient
  - 1.4.3. Action sequence for the patient with deteriorated level of consciousness
- 1.5. Shock
  - 1.5.1. Shock. Concept
  - 1.5.2. Classification: special study of anaphylactic shock as a model of distributive shock
  - 1.5.3. Actions in case of severe anaphylaxis
- 1.6. Syncope
  - 1.6.1. Syncope. Conceptualization
  - 1.6.2. Classification
  - 1.6.3. Basic actions for the management of the patient with syncope depending on the probable origin of the syncope
- 1.7. Acute Coronary Syndrome (ACS)
  - 1.7.1. Conceptualización: angina vs infarto: tipología
  - 1.7.2. Identification of alarm criteria in a patient with ACS
  - 1.7.3. Sequence of action for management of a patient with ACS in the dental office





- 1.8. Acute complications of AHT
  - 1.8.1. Acute Complications of AHT Conceptualization
  - 1.8.2. Hypertensive Crisis and hypertensive Emergency
  - 1.8.3. Basic actions for the control of hypertensive emergencies
- 1.9. Acute Metabolic Complications
  - 1.9.1. Acute Metabolic Complications. Conceptualization
  - 1.9.2. Acute diabetic decompensations
  - 1.9.3. Actions for the management of the patient with symptomatic hypo / hyperglycemia
- 1.10. BLS (basic life support) / IVS (immediate life support): European Resuscitation Council
  - 1.10.1. Conceptualization
  - 1.10.2. Identification of the PCR patient: prevention
  - 1.10.3. Algorithms of action for patients with CRP



Access with your PC or Tablet to the program with the most updated and comprehensive vision of Urgencies and Emergencies in the dental clinic”

05

# Methodology

This academic program offers students a different way of learning. Our methodology uses a cyclical learning approach: Relearning.

This teaching system is used, for example, in the most prestigious medical schools in the world, and major publications such as the New England Journal of Medicine have considered it to be one of the most effective.





“

Discover Relearning, a system that abandons conventional linear learning, to take you through cyclical teaching systems: a way of learning that has proven to be extremely effective, especially in subjects that require memorization"



## At TECH we use the Case Method

In a given situation, what should a professional do? Throughout the program, students will face multiple simulated clinical cases, based on real patients, in which they will have to do research, establish hypotheses, and ultimately resolve the situation. There is an abundance of scientific evidence on the effectiveness of the method. Specialists learn better, faster, and more sustainably over time.

With TECH you will experience a way of learning that is shaking the foundations of traditional universities around the world.



According to Dr. Gervas, the clinical case is the annotated presentation of a patient, or group of patients, which becomes a "case", an example or model that illustrates some peculiar clinical component, either because of its teaching power or because of its uniqueness or rarity. It is essential that the case is based on current professional life, trying to recreate the real conditions in the dentist's professional practice.

“

Did you know that this method was developed in 1912, at Harvard, for law students? The case method consisted of presenting students with real-life, complex situations for them to make decisions and justify their decisions on how to solve them. In 1924, Harvard adopted it as a standard teaching method”

The effectiveness of the method is justified by four fundamental achievements:

1. Dentists who follow this method not only grasp concepts, but also develop their mental capacity by means of exercises to evaluate real situations and apply their knowledge.
2. Learning is solidly translated into practical skills that allow the student to better integrate into the real world.
3. Ideas and concepts are understood more efficiently, given that the example situations are based on real-life.
4. Students like to feel that the effort they put into their studies is worthwhile. This then translates into a greater interest in learning and more time dedicated to working on the course.



## Relearning Methodology

At TECH we enhance the case method with the best 100% online teaching methodology available: Relearning.

This university is the first in the world to combine the study of clinical cases with a 100% online learning system based on repetition, combining a minimum of 8 different elements in each lesson, a real revolution with respect to the mere study and analysis of cases.

The student will learn through real cases and by solving complex situations in simulated learning environments. These simulations are developed using state-of-the-art software to facilitate immersive learning.





At the forefront of world teaching, the Relearning method has managed to improve the overall satisfaction levels of professionals who complete their studies, with respect to the quality indicators of the best online university (Columbia University).

With this methodology we have trained more than 115,000 dentists with unprecedented success, in all specialties regardless of the workload. Our pedagogical methodology is developed in a highly competitive environment, with a university student body with a strong socioeconomic profile and an average age of 43.5 years old.

Relearning will allow you to learn with less effort and better performance, involving you more in your training, developing a critical mindset, defending arguments, and contrasting opinions: a direct equation for success.

In our program, learning is not a linear process, but rather a spiral (learn, unlearn, forget, and re-learn). Therefore, we combine each of these elements concentrically.

The overall score obtained by TECH's learning system is 8.01, according to the highest international standards.



This program offers the best educational material, prepared with professionals in mind:



#### Study Material

All teaching material is produced by the specialists who teach the course, specifically for the course, so that the teaching content is highly specific and precise.

These contents are then applied to the audiovisual format, to create the TECH online working method. All this, with the latest techniques that offer high quality pieces in each and every one of the materials that are made available to the student.



#### Educational Techniques and Procedures on Video

TECH introduces students to the latest techniques, the latest educational advances, and to the forefront of medical techniques. All of this in direct contact with students and explained in detail so as to aid their assimilation and understanding. And best of all, you can watch the videos as many times as you like.



#### Interactive Summaries

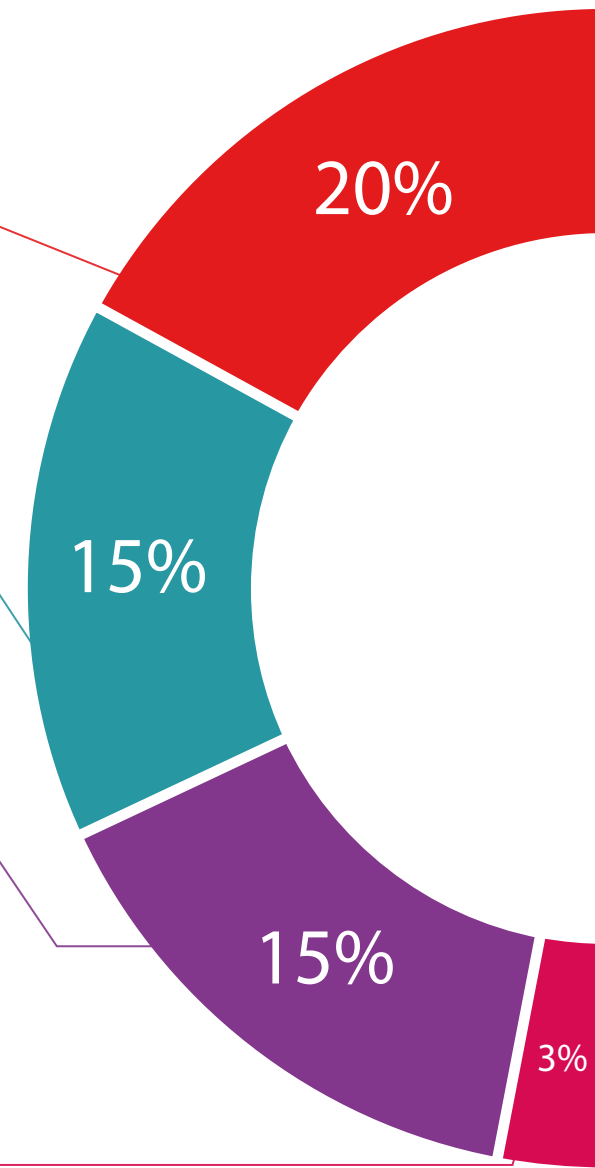
The TECH team presents the contents attractively and dynamically in multimedia lessons that include audio, videos, images, diagrams, and concept maps in order to reinforce knowledge.

This exclusive educational system for presenting multimedia content was awarded by Microsoft as a "European Success Story".

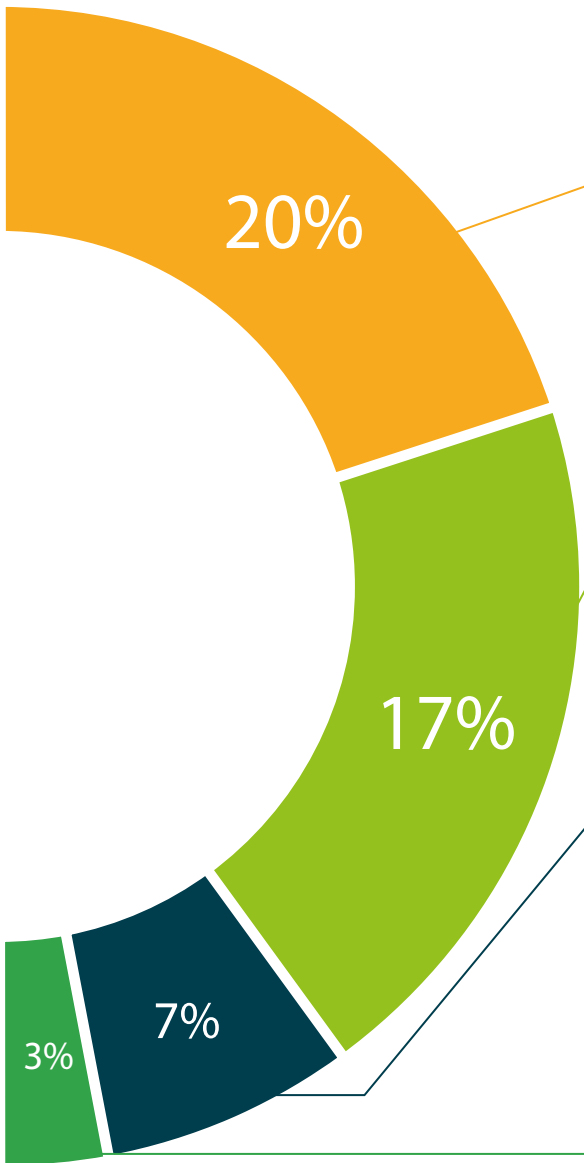


#### Additional Reading

Recent articles, consensus documents and international guidelines, among others. In TECH's virtual library, students will have access to everything they need to complete their course.







#### Expert-Led Case Studies and Case Analysis

Effective learning ought to be contextual. Therefore, TECH presents real cases in which the expert will guide students, focusing on and solving the different situations: a clear and direct way to achieve the highest degree of understanding.



#### Testing & Retesting

We periodically evaluate and re-evaluate students' knowledge throughout the program, through assessment and self-assessment activities and exercises, so that they can see how they are achieving their goals.



#### Classes

There is scientific evidence suggesting that observing third-party experts can be useful.

Learning from an Expert strengthens knowledge and memory, and generates confidence in future difficult decisions.



#### Quick Action Guides

TECH offers the most relevant contents of the course in the form of worksheets or quick action guides. A synthetic, practical, and effective way to help students progress in their learning.



06

# Certificate

The Postgraduate Certificate in Emergency and Urgent Care Management in the Dental Clinic guarantees students, in addition to the most rigorous and up-to-date education, access to a Postgraduate Certificate issued by TECH Technological University.





“

Successfully complete this program and receive your university qualification without having to travel or fill out laborious paperwork”

This Postgraduate Certificate in Emergency and Urgent Care Management in the Dental Clinic contains the most complete and up-to-date scientific program on the market.

After the student has passed the assessments, they will receive their corresponding Postgraduate Certificate issued by TECH Technological University via tracked delivery\*.

The diploma issued by TECH Technological University will reflect the qualification obtained in the Postgraduate Certificate, and meets the requirements commonly demanded by labor exchanges, competitive examinations, and professional career evaluation committees.

Title: Postgraduate Certificate in Emergency and Urgent Care Management in the Dental Clinic

Official N° of hours: 150 h.



\*Apostille Convention. In the event that the student wishes to have their paper diploma issued with an apostille, TECH EDUCATION will make the necessary arrangements to obtain it, at an additional cost.



future  
health confidence people  
education information tutors  
guarantee accreditation teaching  
institutions technology learning  
community commitment  
personalized service innovation  
knowledge present  
development languages  
virtual classroom



## Postgraduate Certificate Emergency and Urgent Care Management in the Dental Clinic

- » Modality: online
- » Duration: 4 weeks
- » Certificate: TECH Technological University
- » Schedule: at your own pace
- » Exams: online

Postgraduate Certificate  
Emergency and Urgent  
Care Management in the  
Dental Clinic