

Postgraduate Certificate

Dermal Filler with Hyaluronic Acid in the Lower Third of the Face for Dentists





Postgraduate Certificate

Derma Filler with Hyaluronic Acid in the Lower Third of the Face for Dentists

- » Modality: online
- » Duration: 6 weeks
- » Certificate: TECH Technological University
- » Dedication: 16h/week
- » Schedule: at your own pace
- » Exams: online

Website: www.techtute.com/pk/dentistry/postgraduate-certificate/dermal-filler-hyaluronic-acid-lower-third-face-dentists

Index

01

Introduction

p. 4

02

Objectives

p. 8

03

Course Management

p. 12

04

Structure and Content

p. 16

05

Methodology

p. 20

06

Certificate

p. 28

01

Introduction

Hyaluronic Acid is becoming the king of Aesthetic Medicine. This substance, found naturally in the body, has anti-inflammatory and reparative properties that promote skin rejuvenation and help the healing of tissues and joints. For this reason, more and more people are searching for dentists who are capable of using this compound to reduce imperfections, fill in areas or reduce wrinkles, particularly in the lower third of the face. This program offers the professional the latest advances in the use of Hyaluronic Acid for this purpose. Therefore, specialists have access to this comprehensive and up-to-date program, in a convenient 100% online format that allows them to combine learning with even the most demanding responsibilities.





“

Whether for lip augmentation, jaw arch correction or chin reduction, hyaluronic acid offers numerous possibilities for treatment in the lower third of the face. With this Postgraduate Certificate you will learn how to use it in a safe and 100% effective way”

Hyaluronic Acid offers incredible results in correcting aesthetic problems in the lower third of the face. This substance, found naturally in the body, has anti-inflammatory and reparative properties that promote skin rejuvenation and help the healing of tissues and joints. This is why more and more dentists want to learn how to use it in their practice, making their professional profile more complete, while also ensuring their clinical practice is safer.

This course will allow the student to comprehensively update their knowledge in the use of Hyaluronic Acid fillers in the lower third of the face. In order to carry out rejuvenating treatments in the lower third of the face, it is necessary to know the facial patterns very well, differentiating between men and women. Also, it's important to remember the main anatomical structures of interest for a correct facial analysis.

Therefore, during the program, the different infiltrative techniques of the lower third of the face will be explained. This includes the lip filler (with all its different techniques), the perioral area which is comprised of the nasolabial fold, the bar code and marionette lines and finally, the hyaluronic acid infiltrative techniques for the mandibular body, the mandibular angle and the chin.

All this, in just 6 weeks of intensive online study that will lay the foundations for quality professional practice and that will allow the dentist to practice in this exciting field with total success.

The **Postgraduate Certificate in Dermal Filler with Hyaluronic Acid in the Lower Third of the Face for Dentists** contains the most complete and up-to-date scientific program on the market. The most important features include:

- ♦ Practical cases presented by experts in Aesthetic Medicine applied to Dentistry
- ♦ The graphic, schematic, and eminently practical contents with which they are created, provide scientific and practical information on the disciplines that are essential for professional practice
- ♦ Practical exercises where self-assessment can be used to improve learning
- ♦ Special emphasis on innovative methodologies for the use of Aesthetic Treatments in Dentistry
- ♦ Theoretical lessons, questions to the expert, debate forums on controversial topics, and individual reflection assignments
- ♦ Content that is accessible from any fixed or portable device with an Internet connection



This program presents the latest scientific approaches for performing one of the most-demanded techniques nowadays: lip filler with Hyaluronic Acid”

“ *This course will allow you to learn not only the correct way to perform Hyaluronic Acid Fillings of the Lower Third of the Face, but also the risks and complications inherent to this type of treatment*”

The program's teaching staff includes professionals from the sector who contribute their work experience to this program, as well as renowned specialists from leading societies and prestigious universities.

The multimedia content, developed with the latest educational technology, will provide the professional with situated and contextual learning, i.e., a simulated environment that will provide an immersive program designed to learn in real situations.

This program is designed around Problem-Based Learning, whereby the professional must try to solve the different professional practice situations that arise during the academic year. For this purpose, the student will be assisted by an innovative interactive video system created by renowned and experienced experts.

In an online format and with access to the contents from anywhere and at any time, you will be able to update your dental knowledge and skills to offer new and highly demanded treatments.

You will study from the experience of the best professionals in the sector, and you will become a highly sought-after professional.



02 Objectives

Hyaluronic Acid fillers in the lower third of the face have undoubtedly become a must in Aesthetic Medicine. For this reason, and due to their high demand and their close relationship with the oral area, it is crucial that dentists not only know how to apply them safely, but that they are also aware of the latest scientific approaches inherent to these treatments. This program pursues this objective and will teach dentists everything related to Hyaluronic Acid fillers in the Lower Third of the Face, through theoretical content and with an eminently practical approach.






“

You will delve into the most recent findings on dermal fillers and rejuvenation techniques in the perioral area”



General objectives

- Gain in-depth knowledge of the anatomy of the head and neck to reduce the complications and to consolidate the correct management of patients who are looking for in the harmonization of tissues in Aesthetic Medicine
- Know the treatments of Aesthetic Medicine that apply to the dental clinic, being able to expand the portfolio of services and become an expert in a specialty whose demand is booming
- Recommend the ideal and personalized treatment to each patient for each individual case
- Instill in the student the vital importance of the most natural result possible in each treatment, for which the most avant-garde materials and techniques will be studied





Specific objectives

- Learn how to analyze and understand the different facial patterns
- Learn how to make decisions prior to dermal fillers treatment based on the sex of the patient
- Know the lower third of the face and learn how to treat it with hyaluronic acid
- Learn all hyaluronic acid infiltrative lip rejuvenation, perioral rejuvenation and masculinization techniques
- Know the indications and contraindications associated with hyaluronic acid in the lower third of the face



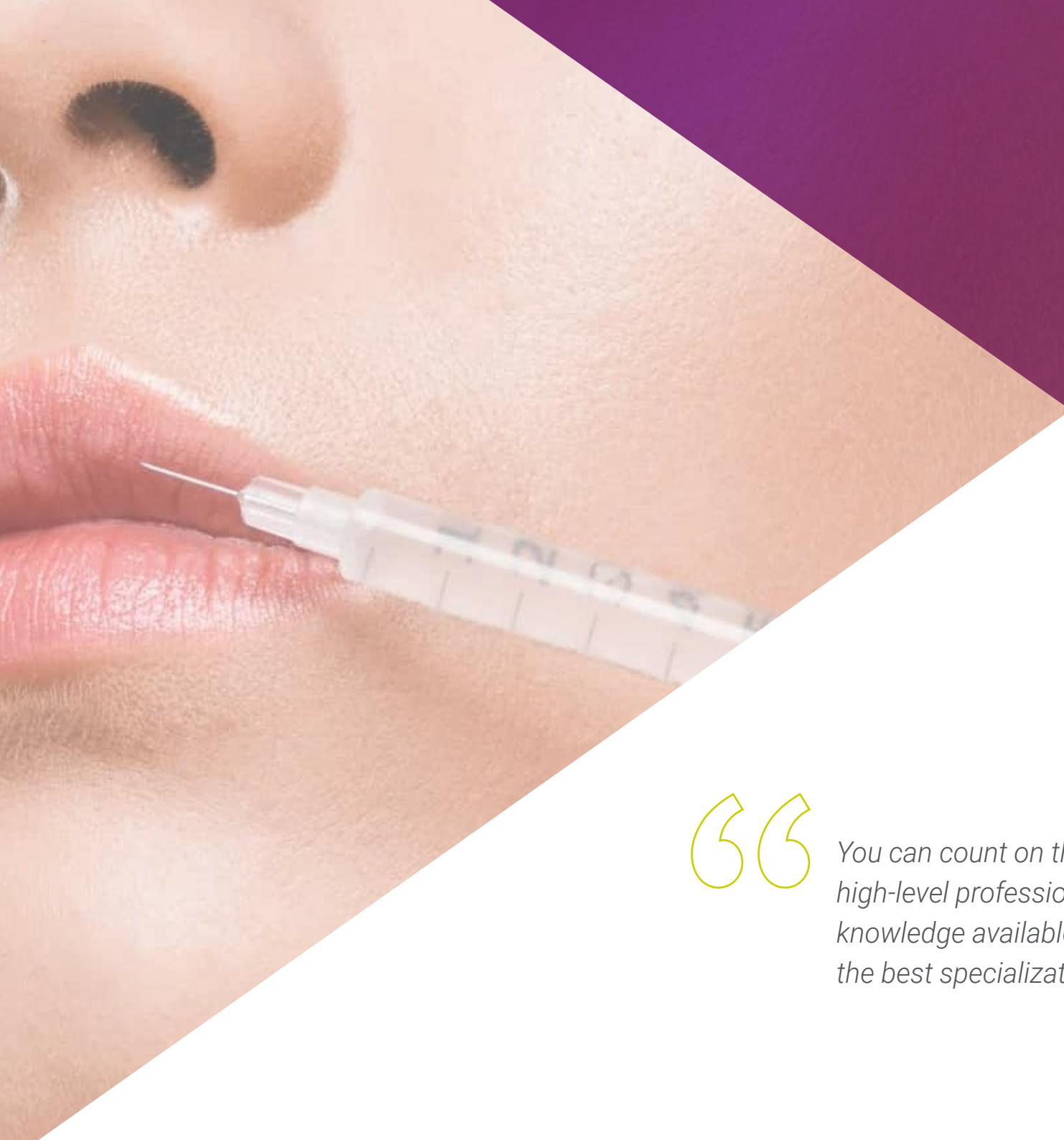
You will learn the latest findings on the anatomy of the lower third of the face, and discover the most effective techniques in the infiltration of hyaluronic acid in this area”

03

Course Management

For this Postgraduate Certificate, TECH has assembled a group of teachers of the highest level. They are professionals with experience in Senior Management of Oral Surgery and Facial Aesthetics who have brought a unique vision to this program. The syllabus combines both the most current scientific studies and the most current clinical reality, providing a theoretical-practical approach that is very useful for the specialist, allowing them to begin to update their daily practice, even before completing the program.





“

You can count on the experience and prestige of high-level professionals who will make all their knowledge available to you in order to offer you the best specialization on the market”

Management



Ms. González Rodríguez, Paloma

- ♦ Owner of Chamberí Dental Oral Surgery, Implantology and General Dentistry and Aesthetic Facial and Dental Medicine, Madrid
- ♦ Oral Surgeon at Vivanta Clinic, Seville
- ♦ Oral Surgeon and Dentist at D. Montero Dental Clinic, Seville
- ♦ General Dentist and Prosthodontist in ADESLAS SEGURCAIXA, Cadiz
- ♦ Endodontist Dentist exclusively at ADESLAS DENTAL, Cadiz
- ♦ Degree in Dentistry. CEU San Pablo University, Madrid
- ♦ Master's Degree in Oral Surgery, Implantology and Periodontics UMA, Malaga University
- ♦ Specialist in Dental and Facial Aesthetics. Harmonic, Dr. Sandra Duque

Professors

Ms. Calderón Cabello, María

- ♦ Director of Oral Surgery, as well as being responsible for the Facial and Dental Aesthetic part of the Dental and Aesthetic Clinic 28, Seville
- ♦ Oral Surgeon at Dental Center Clinics
- ♦ Dental Aesthetics and Oral Surgery at Dr. Javier Acero's Acero Maxilodental Clinic, Seville
- ♦ Degree in Dentistry, CEU San Pablo University, Madrid
- ♦ Master in Oral Surgery, Implantology and Periodontics from the University of Malaga
- ♦ Course on Aesthetic Medicine, Hyaluronic Acid, Thread Tightening and Botox, Madrid
- ♦ Course on the Use of Hyaluronic Acid in the PeriOral Area for Dentists, Seville
- ♦ Course on Oral Anatomy Applied to Implantology and Implantoprosthesis, University of Seville



04

Structure and Content

To guarantee the maximum profitability and efficiency of this program, TECH has adapted all its contents to Relearning, a teaching methodology in which it is a pioneer. Thanks to the reiteration of the most important concepts and the concise detail of the educational material, the specialist will find it to be tremendously useful information which they can use for future reference. The syllabus ranges from the most recent general advances in Hyaluronic Acid to more specific applications in the lower third of the face.

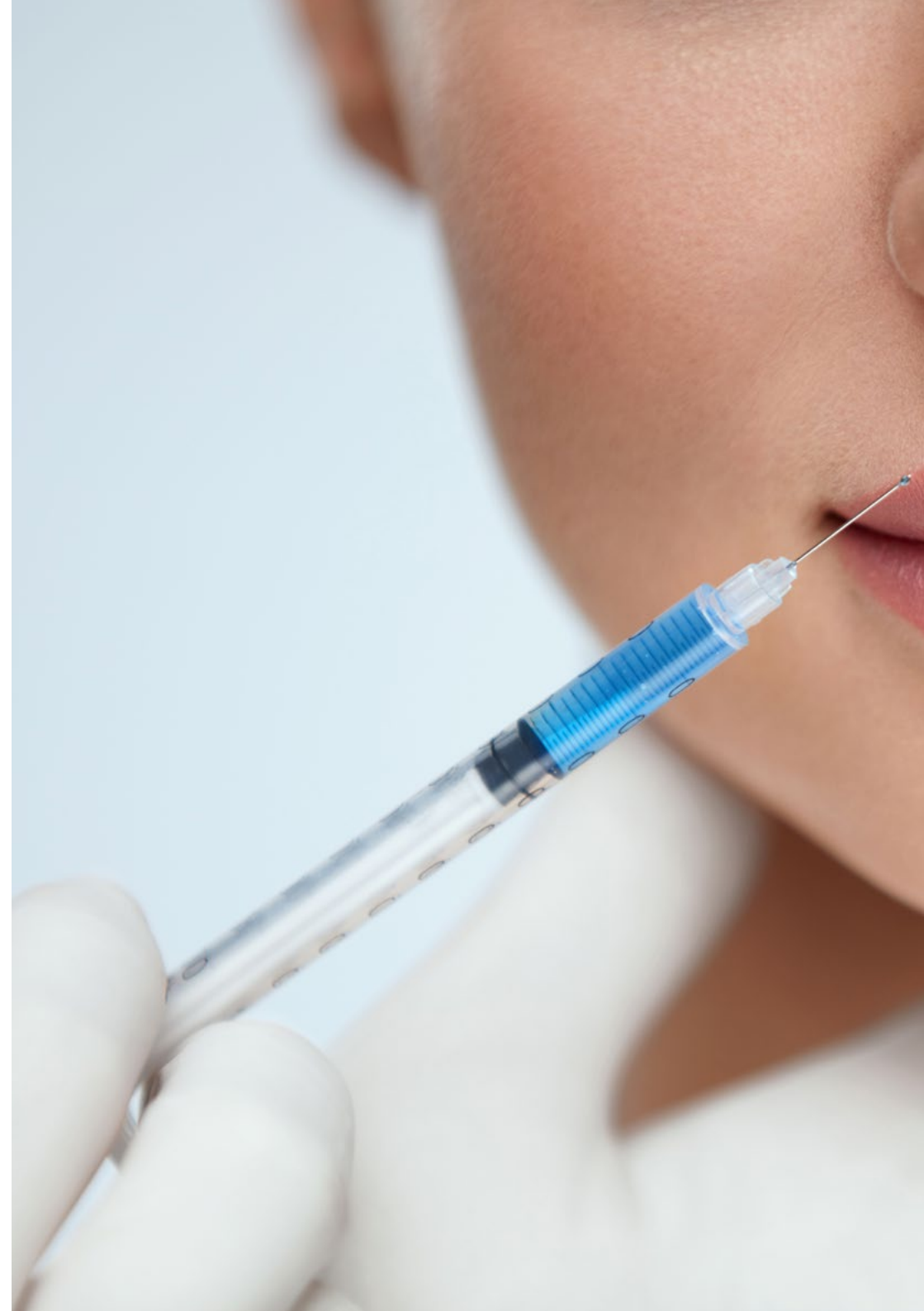


“

With a practical approach oriented to professional application, this syllabus is positioned as the most complete and effective option for learning about Hyaluronic Acid Infiltration for the Lower Third of the Face”

Module 1. Hyaluronic Acid Dermal Filler with Lower Third Face

- 1.1. Facial Analysis
 - 1.1.1. Facial Patterns
 - 1.1.2. Differences between Sexes for Conducting a Correct Facial Analysis
- 1.2. Anatomy and Aesthetic Proportions Perioral Area
 - 1.2.1. Lip Anatomy
 - 1.2.2. Anatomy of the Genian Area
 - 1.2.3. Aging of the Perioral Area
 - 1.2.4. Anatomical Risk Areas to Be Taken into Account when Performing Treatment
- 1.3. Mandibular Anatomy and Aesthetic Proportions
 - 1.3.1. Chin
 - 1.3.2. Jaw Body
 - 1.3.3. Jaw Angle
 - 1.3.4. Sagging and Aging of the Lower Third of the Face
 - 1.3.5. Anatomical Risk Areas to Be Taken into Account when Performing Treatment
- 1.4. Materials and Action Protocols
 - 1.4.1. Necessary Material
 - 1.4.2. Types of Needles
 - 1.4.3. Selecting the Type of Hyaluronic Acid According to the Area to Be Treated
 - 1.4.4. Pre-Treatment and Post-Treatment
 - 1.4.5. Subsequent Recommendations for the Patient
- 1.5. Hyaluronic Acid Lip Infiltration Techniques
 - 1.5.1. Lip Hydration
 - 1.5.2. Profiling
 - 1.5.3. Lip Filler
 - 1.5.4. Russian Volume





- 1.6. Perioral Rejuvenation Techniques
 - 1.6.1. Nasolabial Furrow Infiltration
 - 1.6.2. Bar Code Infiltration
 - 1.6.3. Infiltration of Inferior Labiogenic Groove
- 1.7. Hyaluronic Acid Jaw Infiltration Techniques
 - 1.7.1. Jaw Body Infiltration
 - 1.7.2. Jaw Angle Infiltration
- 1.8. Chin Infiltration Techniques
 - 1.8.1. Chin Infiltration
 - 1.8.2. Chin Tassel
 - 1.8.3. Masculinization
- 1.9. Complications and Adverse Effects
 - 1.9.1. Lips
 - 1.9.2. Perioral
 - 1.9.3. Body and Jaw Angle
 - 1.9.4. Chin
- 1.10. Legal Aspects
 - 1.10.1. Informed Consent
 - 1.10.2. Photography
 - 1.10.3. Medical History



This syllabus will allow you to learn about the latest advances in the effective and safe infiltration of Hyaluronic Acid in the Lower Third of the Face. Don't miss this opportunity and enroll now"

05

Methodology

This academic program offers students a different way of learning. Our methodology uses a cyclical learning approach: **Relearning**.

This teaching system is used, for example, in the most prestigious medical schools in the world, and major publications such as the **New England Journal of Medicine** have considered it to be one of the most effective.





“

Discover Relearning, a system that abandons conventional linear learning, to take you through cyclical teaching systems: a way of learning that has proven to be extremely effective, especially in subjects that require memorization”

At TECH we use the Case Method

In a given situation, what should a professional do? Throughout the program, students will face multiple simulated clinical cases, based on real patients, in which they will have to do research, establish hypotheses, and ultimately resolve the situation. There is an abundance of scientific evidence on the effectiveness of the method. Specialists learn better, faster, and more sustainably over time.

With TECH you will experience a way of learning that is shaking the foundations of traditional universities around the world.



According to Dr. Gervas, the clinical case is the annotated presentation of a patient, or group of patients, which becomes a "case", an example or model that illustrates some peculiar clinical component, either because of its teaching power or because of its uniqueness or rarity. It is essential that the case is based on current professional life, trying to recreate the real conditions in the dentist's professional practice.

“

Did you know that this method was developed in 1912, at Harvard, for law students? The case method consisted of presenting students with real-life, complex situations for them to make decisions and justify their decisions on how to solve them. In 1924, Harvard adopted it as a standard teaching method”

The effectiveness of the method is justified by four fundamental achievements:

1. Dentists who follow this method not only grasp concepts, but also develop their mental capacity by means of exercises to evaluate real situations and apply their knowledge.
2. Learning is solidly translated into practical skills that allow the student to better integrate into the real world.
3. Ideas and concepts are understood more efficiently, given that the example situations are based on real-life.
4. Students like to feel that the effort they put into their studies is worthwhile. This then translates into a greater interest in learning and more time dedicated to working on the course.



Relearning Methodology

At TECH we enhance the case method with the best 100% online teaching methodology available: Relearning.

This university is the first in the world to combine the study of clinical cases with a 100% online learning system based on repetition, combining a minimum of 8 different elements in each lesson, a real revolution with respect to the mere study and analysis of cases.

The student will learn through real cases and by solving complex situations in simulated learning environments. These simulations are developed using state-of-the-art software to facilitate immersive learning.



At the forefront of world teaching, the Relearning method has managed to improve the overall satisfaction levels of professionals who complete their studies, with respect to the quality indicators of the best online university (Columbia University).

With this methodology we have trained more than 115,000 dentists with unprecedented success, in all specialties regardless of the workload. Our pedagogical methodology is developed in a highly competitive environment, with a university student body with a strong socioeconomic profile and an average age of 43.5 years old.

Relearning will allow you to learn with less effort and better performance, involving you more in your training, developing a critical mindset, defending arguments, and contrasting opinions: a direct equation for success.

In our program, learning is not a linear process, but rather a spiral (learn, unlearn, forget, and re-learn). Therefore, we combine each of these elements concentrically.

The overall score obtained by TECH's learning system is 8.01, according to the highest international standards.



This program offers the best educational material, prepared with professionals in mind:



Study Material

All teaching material is produced by the specialists who teach the course, specifically for the course, so that the teaching content is highly specific and precise.

These contents are then applied to the audiovisual format, to create the TECH online working method. All this, with the latest techniques that offer high quality pieces in each and every one of the materials that are made available to the student.



Educational Techniques and Procedures on Video

TECH introduces students to the latest techniques, the latest educational advances, and to the forefront of medical techniques. All of this in direct contact with students and explained in detail so as to aid their assimilation and understanding. And best of all, you can watch the videos as many times as you like.



Interactive Summaries

The TECH team presents the contents attractively and dynamically in multimedia lessons that include audio, videos, images, diagrams, and concept maps in order to reinforce knowledge.

This exclusive educational system for presenting multimedia content was awarded by Microsoft as a "European Success Story".



Additional Reading

Recent articles, consensus documents and international guidelines, among others. In TECH's virtual library, students will have access to everything they need to complete their course.





Expert-Led Case Studies and Case Analysis

Effective learning ought to be contextual. Therefore, TECH presents real cases in which the expert will guide students, focusing on and solving the different situations: a clear and direct way to achieve the highest degree of understanding.



Testing & Retesting

We periodically evaluate and re-evaluate students' knowledge throughout the program, through assessment and self-assessment activities and exercises, so that they can see how they are achieving their goals.



Classes

There is scientific evidence suggesting that observing third-party experts can be useful.

Learning from an Expert strengthens knowledge and memory, and generates confidence in future difficult decisions.



Quick Action Guides

TECH offers the most relevant contents of the course in the form of worksheets or quick action guides. A synthetic, practical, and effective way to help students progress in their learning.



06

Certificate

The Postgraduate Certificate in Dermal Filler with Hyaluronic Acid in the Lower Third of the Face for Dentists guarantees you, in addition to the most rigorous and up-to-date training, access to a Postgraduate Certificate issued by TECH Technological University.





“

*Successfully complete this program
and receive your university degree
without travel or laborious paperwork”*

This **Postgraduate Certificate in Dermal Filler with Hyaluronic Acid in the Lower Third of the Face for Dentists** contains the most complete and up-to-date scientific program on the market.

After the student has passed the assessments, they will receive their corresponding **Postgraduate Certificate** issued by **TECH Technological University** via tracked delivery*.

The certificate issued by **TECH Technological University** will reflect the qualification obtained in the Postgraduate Certificate, and meets the requirements commonly demanded by labor exchanges, competitive examinations and professional career evaluation committees.

Title: **Postgraduate Certificate in Dermal Filler with Hyaluronic Acid in the Lower Third of the Face for Dentists**

Official N° of hours: **150 h.**



*Apostille Convention. In the event that the student wishes to have their paper certificate issued with an apostille, TECH EDUCATION will make the necessary arrangements to obtain it, at an additional cost.

future
health confidence people
education information tutors
guarantee accreditation teaching
institutions technology learning
community commitment
personalized service innovation
knowledge present
development language
virtual classroom



Postgraduate Certificate

Dermal Filler with
Hyaluronic Acid in
the Lower Third of
the Face for Dentists

- » Modality: **online**
- » Duration: **6 weeks**
- » Certificate: **TECH Technological University**
- » Dedication: **16h/week**
- » Schedule: **at your own pace**
- » Exams: **online**

Postgraduate Certificate

Dermal Filler with Hyaluronic Acid in the Lower Third of the Face for Dentists

