

Postgraduate Certificate Dental Prosthetic Surgery





Postgraduate Certificate Dental Prosthetic Surgery

- » Modality: online
- » Duration: 6 weeks
- » Certificate: TECH Technological University
- » Dedication: 16h/week
- » Schedule: at your own pace
- » Exams: online

Website: www.techtute.com/us/dentistry/postgraduate-certificate/dental-prosthetic-surgery

Index

01

Introduction

p. 4

02

Objectives

p. 8

03

Course Management

p. 12

04

Structure and Content

p. 16

05

Methodology

p. 20

06

Certificate

p. 28

01

Introduction

Missing teeth can cause problems in chewing, phonetics, esthetics and general oral health. Therefore, it is crucial that patients receive a dental prosthesis that allows them to recover their quality of life. This is what the student will delve into this program, which offers a complete preparation in this area. This includes topics such as the ideal prosthesis design or the protocols for maintenance and treatment of pathologies related to dental prostheses, such as subprosthetic stomatitis, peri-implantitis and fissured epulis. This program is taught 100% online, which allows graduates to choose their study schedules and academic resources at their convenience.





*Get updated on the most advanced
surgical procedures for dental prosthesis"*

The area of Prosthetic Dentistry is of utmost importance because tooth loss is a common condition that affects many people around the world. In addition to esthetic concerns, tooth loss can also affect patients' quality of life, altering their ability to speak, chew and carry out daily activities properly.

For this reason, the Postgraduate Certificate in Dental Prosthetic Surgery is aimed at dentists and dental surgeons who wish to learn in depth the techniques and tools necessary to perform and dental surgeons who wish to deepen in techniques and tools necessary to carry out prosthetic interventions in patients who have lost their teeth or dental pieces. During the course, students will be updated in dental and maxillofacial anatomy, as well as in the different techniques and prosthetic materials used in dental restoration. Topics such as clinical case planning and evaluation, communication with patients, problem solving and possible complications during the procedure will also be addressed.

In addition, the Diploma is 100% online, which allows students to access the contents of the program at any time and place that is convenient for them. In addition, a pedagogical methodology called Relearning is used, which focuses on the reiteration of concepts through videos, interactive diagrams and other resources.

This **Postgraduate Certificate in Dental Prosthetic Surgery** contains the most complete and up-to-date scientific program on the market. The most important features include:

- ♦ Practical cases presented by experts in Dental Prosthetic Surgery
- ♦ The graphic, schematic, and practical contents with which they are created, provide scientific and practical information on the disciplines that are essential for professional practice
- ♦ Practical exercises where the self-assessment process can be carried out to improve learning
- ♦ Its special emphasis on innovative methodologies
- ♦ Theoretical lessons, questions to the expert, debate forums on controversial topics, and individual reflection work
- ♦ Content that is accessible from any fixed or portable device with an Internet connection



Undertake a journey through the risk factors for the appearance of pathologies related to prosthetic rehabilitation"



Master each and every clinical protocol for Peri-implantitis"

Get up to date on the approach to rare lesions that may originate from iatrogenic prosthetic treatment.

This is your opportunity to delve deeper into systemic diseases and their effect on the non-achievement of optimal denture results.

The program's teaching staff includes professionals from the field who contribute their work experience to this educational program, as well as renowned specialists from leading societies and prestigious universities.

The multimedia content, developed with the latest educational technology, will provide the professional with situated and contextual learning, i.e., a simulated environment that will provide immersive education programmed to learn in real situations.

This program is designed around Problem-Based Learning, whereby the professional must try to solve the different professional practice situations that arise during the academic year. For this purpose, the students will be assisted by an innovative interactive video system created by renowned and experienced experts.

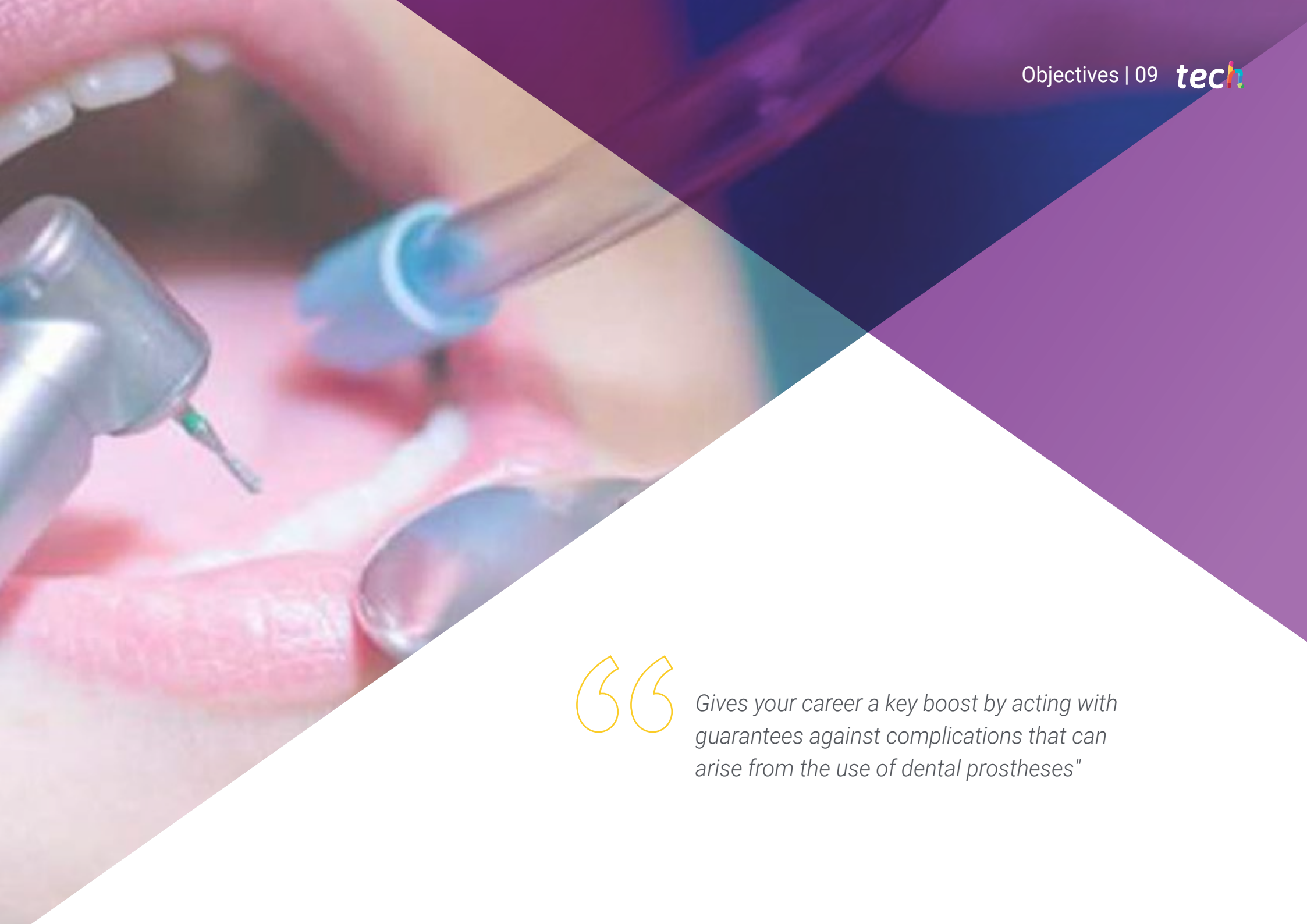


02

Objectives

The main objective of this Postgraduate Certificate is to provide an up-to-date and complete preparation to the professional, including the latest advances in all areas related to Dental Prosthetic Surgery. To this end, the qualification will enable the participant to incorporate the latest advances in their clinical practice and keep up to date with the most effective surgical interventions to improve the oral health and quality of life of patients.





“

Gives your career a key boost by acting with guarantees against complications that can arise from the use of dental prostheses"



General Objectives

- ♦ To sediment their knowledge in anatomy, physiology and orofacial pathology to be able to make accurate diagnoses and design appropriate treatment plans
- ♦ Develop skills in performing clinical examinations and interpreting data for accurate diagnosis and optimal treatment plan
- ♦ To update knowledge in the use of dental materials, clinical and laboratory techniques in the design of prostheses with high physiological and esthetic performance.
- ♦ Acquire knowledge in the prevention and treatment of complications related to dental prosthesis and occlusion
- ♦ Embrace the importance of interdisciplinary collaboration to achieve ideal results
- ♦ In-depth knowledge of the latest clinical and digital trends in the field of oral rehabilitation





Specific Objectives

- ♦ To deepen the knowledge of the signs and symptoms of the different paraprosthetic lesions and the clinical and radiological tests necessary for an early and correct diagnosis
- ♦ To delve into the pathologies and complications that can arise from the use of dental prostheses
- ♦ To update knowledge on the clinical protocols necessary to prevent and treat these pathologies effectively
- ♦ Emphasize the importance of radiological clinical follow-up of rehabilitated patients, as well as the maintenance of prosthetic devices to minimize the occurrence of complications related to them



Manage with solvency the best maintenance strategies for prosthetic devices thanks to this Postgraduate Certificate"

03

Course Management

In order to provide a high level of training, the Postgraduate Certificate in Dental Prosthetic Surgery has a distinguished faculty of experts in Implantology and Oral Rehabilitation. This specialized team, with extensive knowledge of the dental prosthetics sector and experience in leading clinics, has designed an advanced syllabus for the program. Students will have the opportunity to resolve all their doubts about the syllabus and to have an updated and quality preparation in this area of growing interest.





“

It covers in detail the usual surgical protocols with the assistance of experts in dental prosthetics”

Management



Dr. Visiedo Corvillo, Rosabel

- ♦ Executive CEO of the implant house OI TECH
- ♦ Consultant for the prosthetic attachments of the international dental implant manufacturer AVENIR S.R.L
- ♦ Degree in Dentistry, International University of Catalonia
- ♦ Master's Degree in Occlusion and Implant Prosthodontics from the School of Implantology and Oral Rehabilitation



Dr. Dueñas Carrillo, Alfredo L.

- ♦ Research and development CEO of the implant house OI TECH
- ♦ Consultant of the Company of the international dental implant manufacturer AVENIR S.R.L
- ♦ Own dental practice. GABIDENT Cardedeu in Barcelona
- ♦ Instructor of the Department of Oral and Maxillofacial Surgery of the Faculty of Dentistry of the University of Havana
- ♦ First Degree Specialist in Oral and Maxillofacial Surgery from the University of Havana
- ♦ Master's Degree in Implantology, University of la Florida,
- ♦ Member of: Spanish Society and Implantology Surgery, Committee of experts of the OXTEIN implant house

04

Structure and Content

TECH has incorporated the Relearning pedagogical method in all its degrees, and the Postgraduate Certificate in Dental Prosthetic Surgery is no exception. With this method, students can advance through the syllabus in a natural way and consolidate the most innovative concepts without the need to spend long hours studying and memorizing. As a result, students can complete the program in only 6 weeks and obtain a complete up-to-date knowledge of the subject.



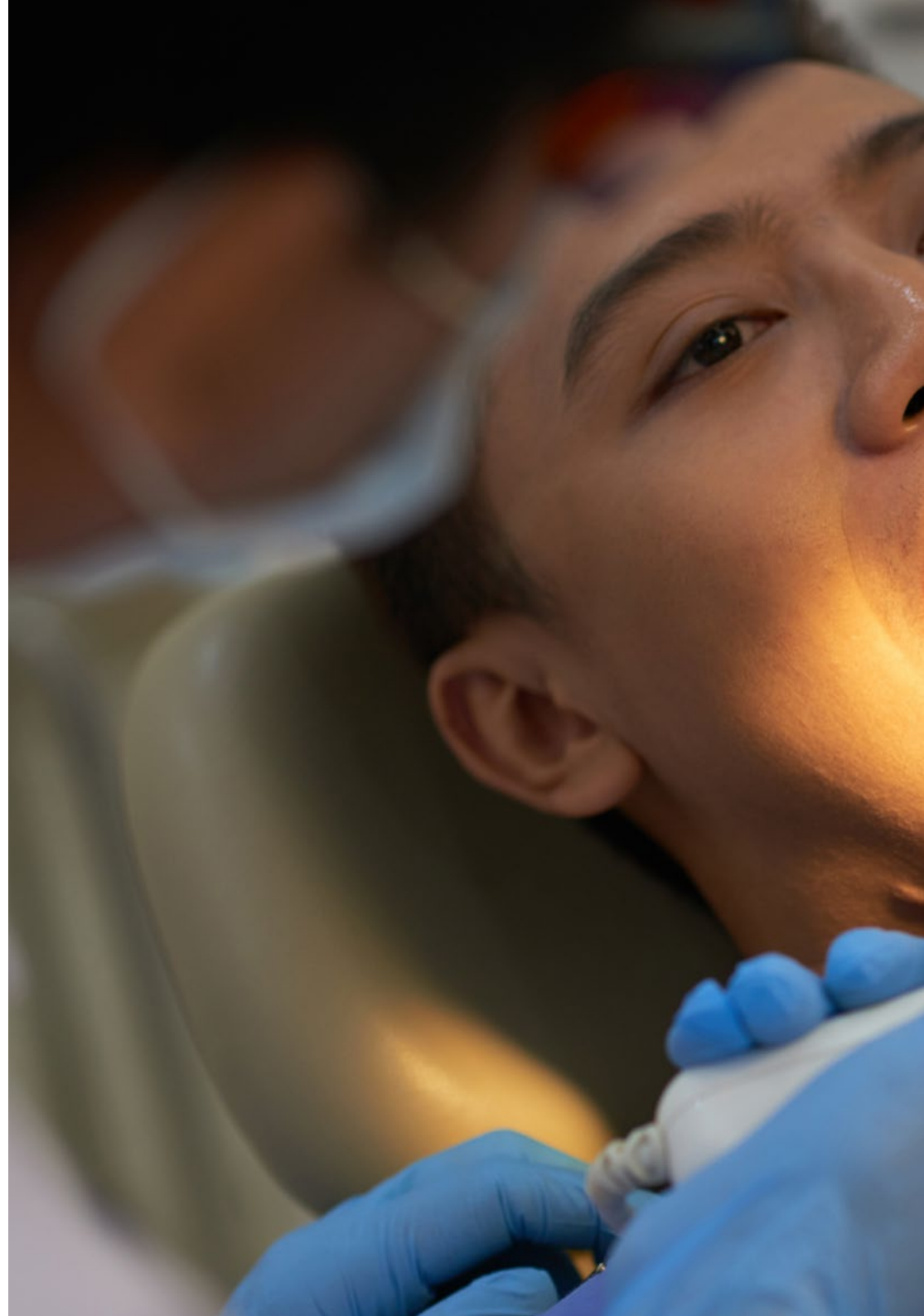


“

Access a comprehensive curriculum that addresses a wide range of pathologies related to Dental Prosthetics”

Module 1. Pre-prosthetic Surgery Pathologies and Complications Derived of Dental Prosthesis

- 1.1. Risk factors for the appearance of occurrence related to prosthetic rehabilitation
 - 1.1.1. Poor oral hygiene and its relationship to subprosthetic pathology
 - 1.1.2. Systemic diseases and their relationship to denture failure
 - 1.1.3. Types of prostheses and their relation to the appearance of oral pathologies
 - 1.1.4. Patient-related factors that increase the risk of complications with dentures
- 1.2. Subprosthetic stomatitis
 - 1.2.1. Definition of subprosthetic stomatitis and its relation to dental prosthesis.
 - 1.2.2. Prevalence of subprosthetic stomatitis in patients with dental prosthesis
 - 1.2.3. Diagnosis of subprosthetic stomatitis: signs and symptoms
 - 1.2.4. Treatment of subprosthetic stomatitis: available treatment options
- 1.3. Treatment of fissured epulis
 - 1.3.1. Definition of fissured epulis and its relation to dental prosthesis
 - 1.3.2. Prevalence of cleft epulis in patients with dental prostheses
 - 1.3.3. Diagnosis of fissured epulis: signs and symptoms
 - 1.3.4. Treatment of fissured epulis: available therapeutic options
- 1.4. Peri-Implantitis Clinical protocols
 - 1.4.1. Definition of subprosthetic stomatitis and its relation to on Implants prosthesis
 - 1.4.2. Prevalence of peri-implantitis in patients with implant-supported prostheses
 - 1.4.3. Diagnosis of subprosthetic stomatitis: signs and symptoms
 - 1.4.4. Treatment of peri-implantitis: available therapeutic options and clinical protocols
- 1.5. Ideal design of conventional and implant-supported prostheses
 - 1.5.1. Ideal design of conventional prostheses
 - 1.5.2. Ideal design of implant-supported prostheses
 - 1.5.3. Ideal materials for the fabrication of dental prostheses
- 1.6. Maintenance of conventional and implant-supported fixed and removable prostheses: clinical protocol
 - 1.6.1. Maintenance protocol for conventional dentures
 - 1.6.2. Maintenance protocol for conventional dentures
 - 1.6.3. Importance of dental prosthesis maintenance to prevent complications





- 1.7. Get up to date on the approach to rare lesions that may originate from iatrogenic prosthetic treatment
 - 1.7.1. Less frequent oral lesions related to prosthetic treatment
 - 1.7.2. Identification and Diagnosis of LESIONS
 - 1.7.3. Treatment of Lesions
- 1.8. systemic diseases and their effect on the non-achievement of optimal denture results
 - 1.8.1. Systemic diseases that may affect prosthetic rehabilitation
 - 1.8.2. Impact of systemic diseases on the quality of life of the patient with dental prostheses.
 - 1.8.3. Treatment protocol in patients with systemic diseases and dental prostheses
- 1.9. Pre-prosthetic Surgery
 - 1.9.1. Concept of Pre-prosthetic Surgery
 - 1.9.2. Indications and Contraindications of Prosthetic Surgery
 - 1.9.3. Techniques for the preparation of the stomatognathic apparatus
- 1.10. Relationship between preprosthetic surgery and the appearance of pathologies associated with oral rehabilitation
 - 1.10.1. Bariatric Surgery Complications
 - 1.10.2. Pre-prosthetic Surgery and hard tissues
 - 1.10.3. Pre-prosthetic Surgery and soft tissues
 - 1.10.4. Pre-prosthetic treatment of the extreme patient

“

Examine with this syllabus all the indications and contraindications of Prosthetic Surgery”

05 Methodology

This academic program offers students a different way of learning. Our methodology uses a cyclical learning approach: **Relearning**.

This teaching system is used, for example, in the most prestigious medical schools in the world, and major publications such as the **New England Journal of Medicine** have considered it to be one of the most effective.





“

Discover Relearning, a system that abandons conventional linear learning, to take you through cyclical teaching systems: a way of learning that has proven to be extremely effective, especially in subjects that require memorization"

At TECH we use the Case Method

In a given situation, what should a professional do? Throughout the program, students will face multiple simulated clinical cases, based on real patients, in which they will have to do research, establish hypotheses, and ultimately resolve the situation. There is an abundance of scientific evidence on the effectiveness of the method. Specialists learn better, faster, and more sustainably over time.

With TECH you will experience a way of learning that is shaking the foundations of traditional universities around the world.



According to Dr. Gérvas, the clinical case is the annotated presentation of a patient, or group of patients, which becomes a "case", an example or model that illustrates some peculiar clinical component, either because of its teaching power or because of its uniqueness or rarity. It is essential that the case is based on current professional life, trying to recreate the real conditions in the dentist's professional practice.

“

Did you know that this method was developed in 1912, at Harvard, for law students? The case method consisted of presenting students with real-life, complex situations for them to make decisions and justify their decisions on how to solve them. In 1924, Harvard adopted it as a standard teaching method”

The effectiveness of the method is justified by four fundamental achievements:

1. Dentists who follow this method not only grasp concepts, but also develop their mental capacity by means of exercises to evaluate real situations and apply their knowledge.
2. Learning is solidly translated into practical skills that allow the student to better integrate into the real world.
3. Ideas and concepts are understood more efficiently, given that the example situations are based on real-life.
4. Students like to feel that the effort they put into their studies is worthwhile. This then translates into a greater interest in learning and more time dedicated to working on the course.



Relearning Methodology

At TECH we enhance the case method with the best 100% online teaching methodology available: Relearning.

This university is the first in the world to combine the study of clinical cases with a 100% online learning system based on repetition, combining a minimum of 8 different elements in each lesson, a real revolution with respect to the mere study and analysis of cases.

The student will learn through real cases and by solving complex situations in simulated learning environments. These simulations are developed using state-of-the-art software to facilitate immersive learning.



At the forefront of world teaching, the Relearning method has managed to improve the overall satisfaction levels of professionals who complete their studies, with respect to the quality indicators of the best online university (Columbia University).

With this methodology we have trained more than 115,000 dentists with unprecedented success, in all specialties regardless of the workload. Our pedagogical methodology is developed in a highly competitive environment, with a university student body with a strong socioeconomic profile and an average age of 43.5 years old.

Relearning will allow you to learn with less effort and better performance, involving you more in your training, developing a critical mindset, defending arguments, and contrasting opinions: a direct equation for success.

In our program, learning is not a linear process, but rather a spiral (learn, unlearn, forget, and re-learn). Therefore, we combine each of these elements concentrically.

The overall score obtained by TECH's learning system is 8.01, according to the highest international standards.



This program offers the best educational material, prepared with professionals in mind:



Study Material

All teaching material is produced by the specialists who teach the course, specifically for the course, so that the teaching content is highly specific and precise.

These contents are then adapted in audiovisual format, to create the TECH online working method. All this, with the latest techniques that offer high-quality pieces in each and every one of the materials that are made available to the student.



Video Techniques and Procedures

TECH introduces students to the latest techniques, the latest educational advances, and to the forefront of medical techniques. All of this in direct contact with students and explained in detail so as to aid their assimilation and understanding. And best of all, you can watch the videos as many times as you like.



Interactive Summaries

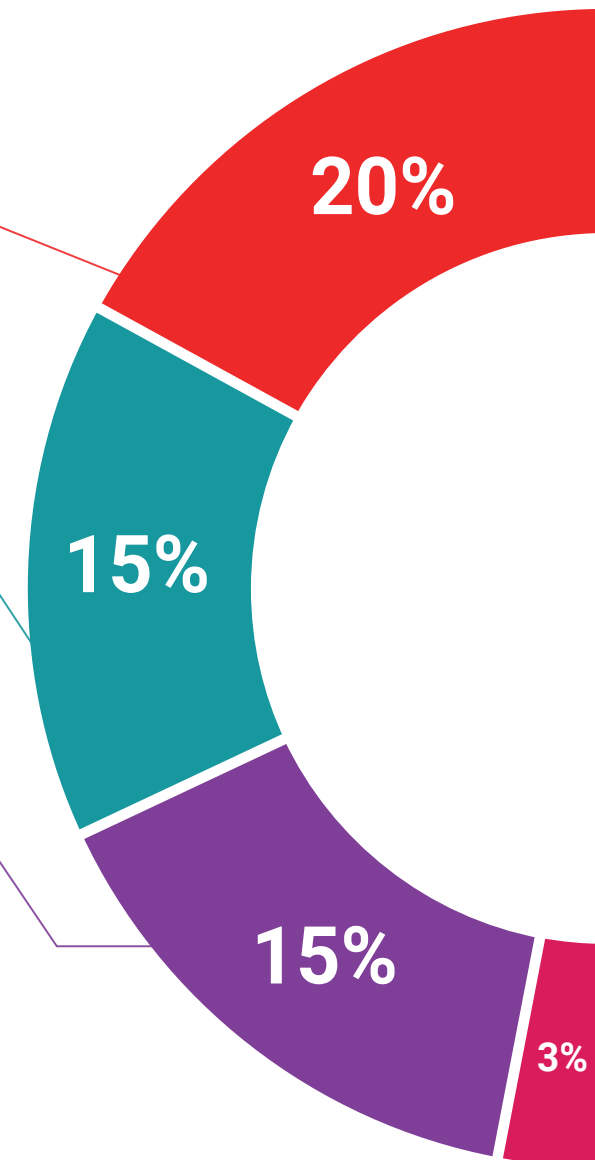
The TECH team presents the contents attractively and dynamically in multimedia lessons that include audio, videos, images, diagrams, and concept maps in order to reinforce knowledge.

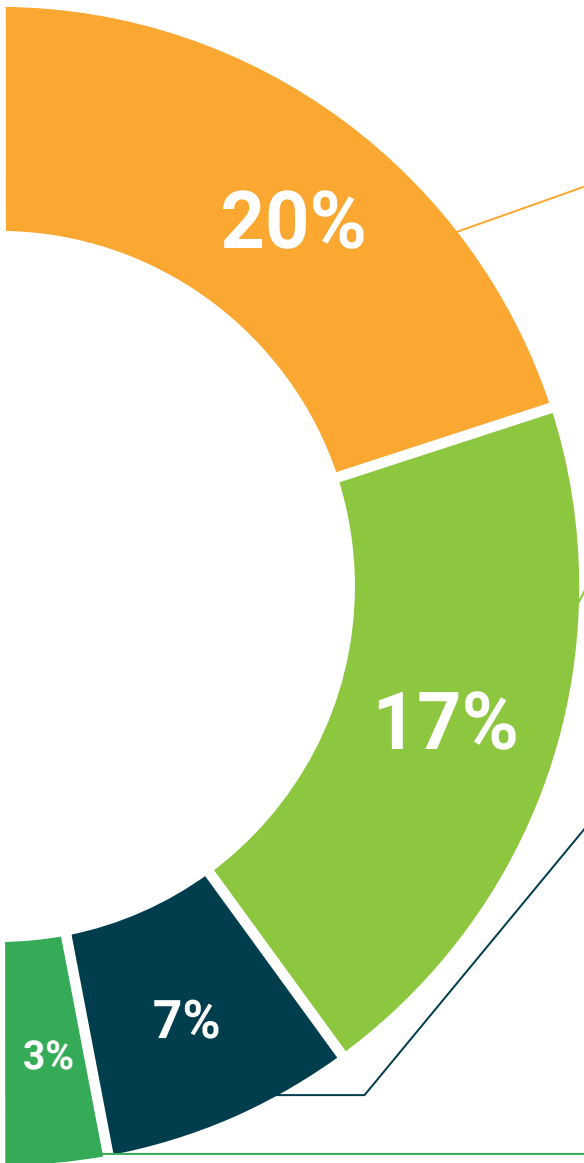
This exclusive educational system for presenting multimedia content was awarded by Microsoft as a "European Success Story".



Additional Reading

Recent articles, consensus documents and international guidelines, among others. In TECH's virtual library, students will have access to everything they need to complete their course.





Expert-Led Case Studies and Case Analysis

Effective learning ought to be contextual. Therefore, TECH presents real cases in which the expert will guide students, focusing on and solving the different situations: a clear and direct way to achieve the highest degree of understanding.



Testing & Retesting

We periodically assess and re-assess students' knowledge throughout the program, through assessment and self-assessment activities and exercises, so that they can see how they are achieving their goals.



Classes

There is scientific evidence suggesting that observing third-party experts can be useful.
Learning from an Expert strengthens knowledge and memory, and generates confidence in future difficult decisions.



Quick Action Guides

TECH offers the most relevant contents of the course in the form of worksheets or quick action guides. A synthetic, practical and effective way to help students progress in their learning.



06

Certificate

The Postgraduate Certificate Dental Prosthetic Surgery guarantees students, in addition to the most rigorous and up-to-date education, access to a Postgraduate Certificate issued by TECH Technological University.



“

Successfully complete this program and receive your university qualification without having to travel or fill out laborious paperwork”

This **Postgraduate Certificate in Dental Prosthetic Surgery** contains the most complete and up-to-date scientific on the market.

After the student has passed the assessments, they will receive their corresponding **Postgraduate Certificate** issued by **TECH Technological University** via tracked delivery*.

The diploma issued by **TECH Technological University** will reflect the qualification obtained in the Postgraduate Certificate, and meets the requirements commonly demanded by labor exchanges, competitive examinations, and professional career evaluation committees.

Title: **Postgraduate Certificate Dental Prosthetic Surgery**

Official N° of Hours: **150 h.**



*Apostille Convention. In the event that the student wishes to have their paper diploma issued with an apostille, TECH EDUCATION will make the necessary arrangements to obtain it, at an additional cost.

future
health confidence people
education information tutors
guarantee accreditation teaching
institutions technology learning
community commitment
personalized service innovation
knowledge present quality
online training
development languages
virtual classroom



Postgraduate Certificate Dental Prosthetic Surgery

- » Modality: online
- » Duration: 6 weeks
- » Certificate: TECH Technological University
- » Dedication: 16h/week
- » Schedule: at your own pace
- » Exams: online

Postgraduate Certificate Dental Prosthetic Surgery

