

Postgraduate Certificate

Dental Occlusion





Postgraduate Certificate Dental Occlusion

- » Modality: online
- » Duration: 6 weeks
- » Certificate: TECH Technological University
- » Dedication: 16h/week
- » Schedule: at your own pace
- » Exams: online

Website: www.techtitute.com/in/dentistry/postgraduate-certificate/dental-occlusion

Index

01

Introduction

p. 4

02

Objectives

p. 8

03

Course Management

p. 12

04

Structure and Content

p. 16

05

Methodology

p. 20

06

Certificate

p. 28

01

Introduction

Currently, Occlusion has become a relevant topic in contemporary dentistry due to its importance in the treatment of dental problems such as dental wear and temporomandibular dysfunction. This is studied from a comprehensive approach to oral health, which takes into account the interaction between these defects and aspects of anatomy, as well as the relationship with the patient's general wellbeing. This is why it is important to have professionals specialized in this field and with this program that is 100% online, a benefit that will allow the student to have greater control of time, which will allow them to acquire updated knowledge on new treatment methods.





“

Gain outstanding professional skills in the field of Dental Occlusion, thanks to the practical approach of this Postgraduate Certificate and boost your job profile to the next level”

Dental occlusion also plays an important role in conventional and implant prostheses, as well as in the patient's reference position, which makes it a relevant topic in the dental clinic. In this way, dentists who wish to complement their knowledge in this area should be trained, and precisely this Postgraduate Certificate has the most updated concepts about it.

This program gives them the opportunity to strengthen their skills in this area, which is essential to provide comprehensive and high quality dental treatment to patients. In addition, the focus of this program will allow students to increase their competencies in this area with the objective of applying them in their clinical practice, which will help them to improve the prevention, diagnosis and treatment of dental occlusion problems in patients.

The syllabus will cover aspects of this field, including the types of Occlusion, the importance of dental anatomy, the relationship it has with conventional and implant prosthesis. In addition, the techniques and materials used to record the centric relation in dentate, partially dentate, edentulous and dysfunctional patients will be discussed.

This program is based on the revolutionary *Relearning* methodology, which provides a 100% online learning, offering students the flexibility to study from anywhere and on their own schedule. Besides, they will have 24-hour access to multimedia resources to assimilate the contents at their own pace. In addition, through the analysis of case studies, participants will develop problem-solving skills by facing realistic simulated situations.

This **Postgraduate Certificate in Dental Occlusion** contains the most complete and up-to-date scientific program on the market. The most important features include:

- ♦ The development of practical cases presented by experts in Dental Occlusion
- ♦ The graphic, schematic, and practical contents with which they are created, provide scientific and practical information on the disciplines that are essential for professional practice
- ♦ Practical exercises where self-assessment can be used to improve learning
- ♦ Its special emphasis on innovative methodologies
- ♦ Theoretical lessons, questions to the expert, debate forums on controversial topics, and individual reflection assignments
- ♦ Content that is accessible from any fixed or portable device with an Internet connection



Prepare yourself to continue to grow in the field of Dental Occlusion with this program and its multimedia resources that are at the forefront of the field"

“

Learning at your own pace and from the comfort of your own home are two of the many benefits TECH offers its students”

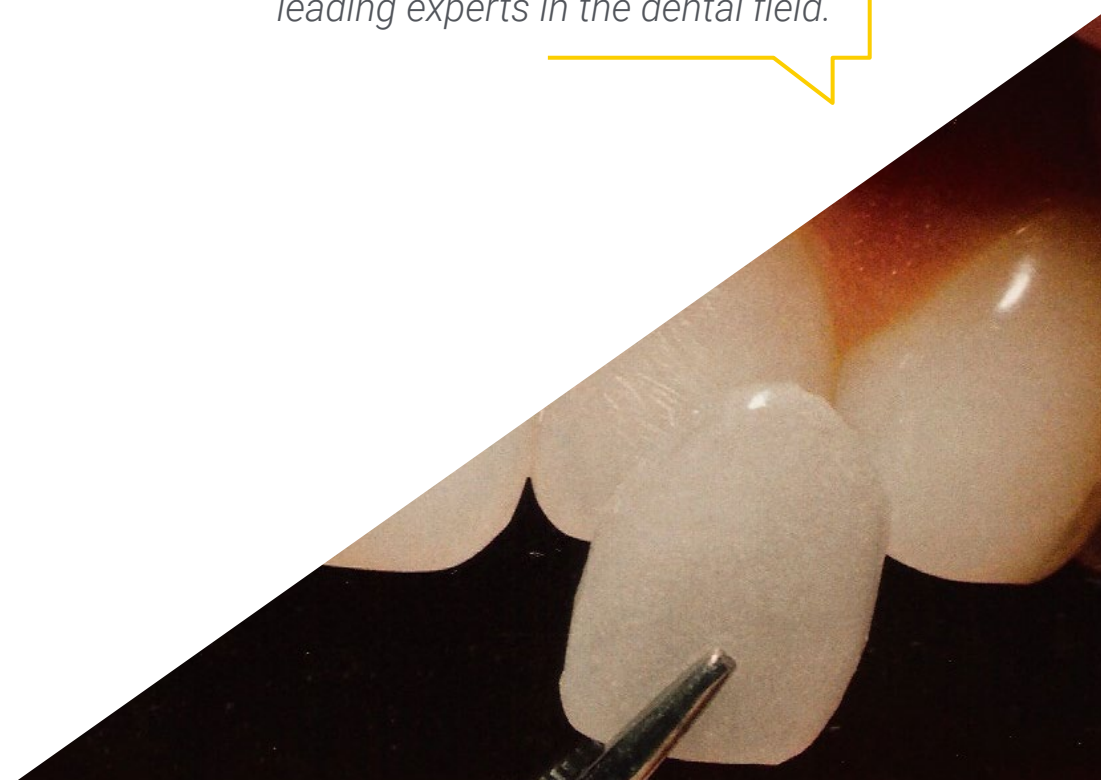
The program's teaching staff includes professionals from sector who contribute their work experience to this educational program, as well as renowned specialists from leading societies and prestigious universities.

Its multimedia content, developed with the latest educational technology, will provide the professional with situated and contextual learning, i.e., a simulated environment that will provide an immersive education programmed to learn in real situations.

The design of this program focuses on Problem-Based Learning, by means of which the professional must try to solve the different professional practice situations that are presented throughout the academic course. For this purpose, the student will be assisted by an innovative interactive video system created by renowned experts.

Master the essential concepts of Dental Occlusion and become an expert in the field with the comprehensive syllabus of this program.

Discover the keys to Dental Occlusion with this Postgraduate Certificate, designed by leading experts in the dental field.

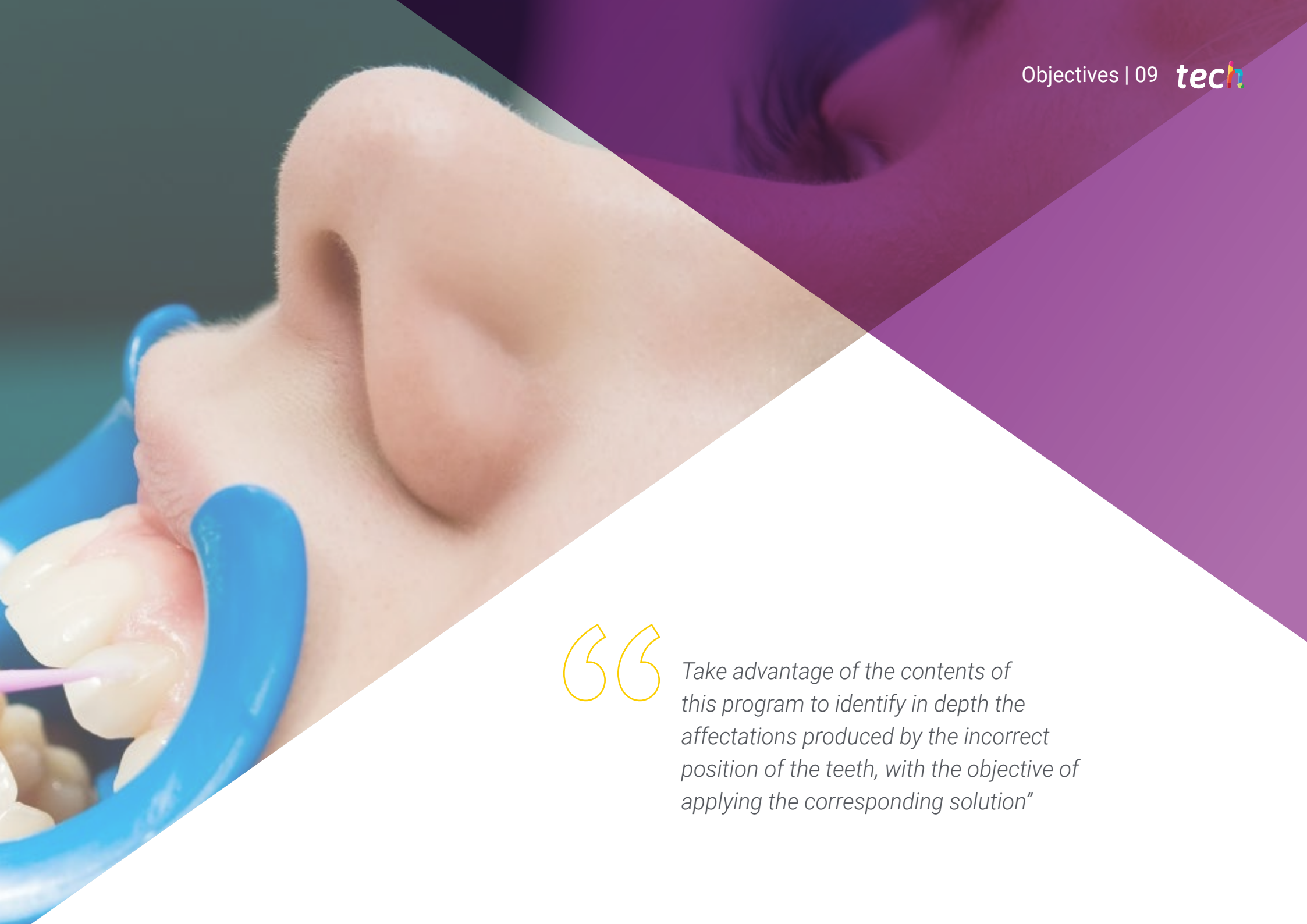


02

Objectives

The primary objective of this educational program is to provide students with the latest updates in dentistry, especially in the field of Dental Occlusion by providing them with the necessary tools to master the treatment techniques that exist for these problems. This will enable them to confidently care for patients suffering from with this affect. All this will be achieved through the study of multimedia resources that will strengthen the participants' skills.





“

Take advantage of the contents of this program to identify in depth the affectations produced by the incorrect position of the teeth, with the objective of applying the corresponding solution”



General Objectives

- ♦ To sediment your knowledge in anatomy, physiology and orofacial pathology to be able to make accurate diagnoses and design adequate treatment plans
- ♦ To develop skills in performing clinical examinations and interpreting data for an accurate diagnosis and an optimal treatment plan
- ♦ To update knowledge in the use of dental materials, clinical and laboratory techniques in the design of prostheses with high physiological and aesthetic performance
- ♦ To acquire knowledge in the prevention and treatment of complications related to dental prosthetics and occlusion
- ♦ To understand the importance of interdisciplinary collaboration for the achievement of ideal results
- ♦ To have an in-depth knowledge of the latest clinical and digital trends in the field of oral rehabilitation

“

Acquire a comprehensive knowledge of the identification of the types of malocclusion that exist and the proper procedure to treat them”





Specific Objectives

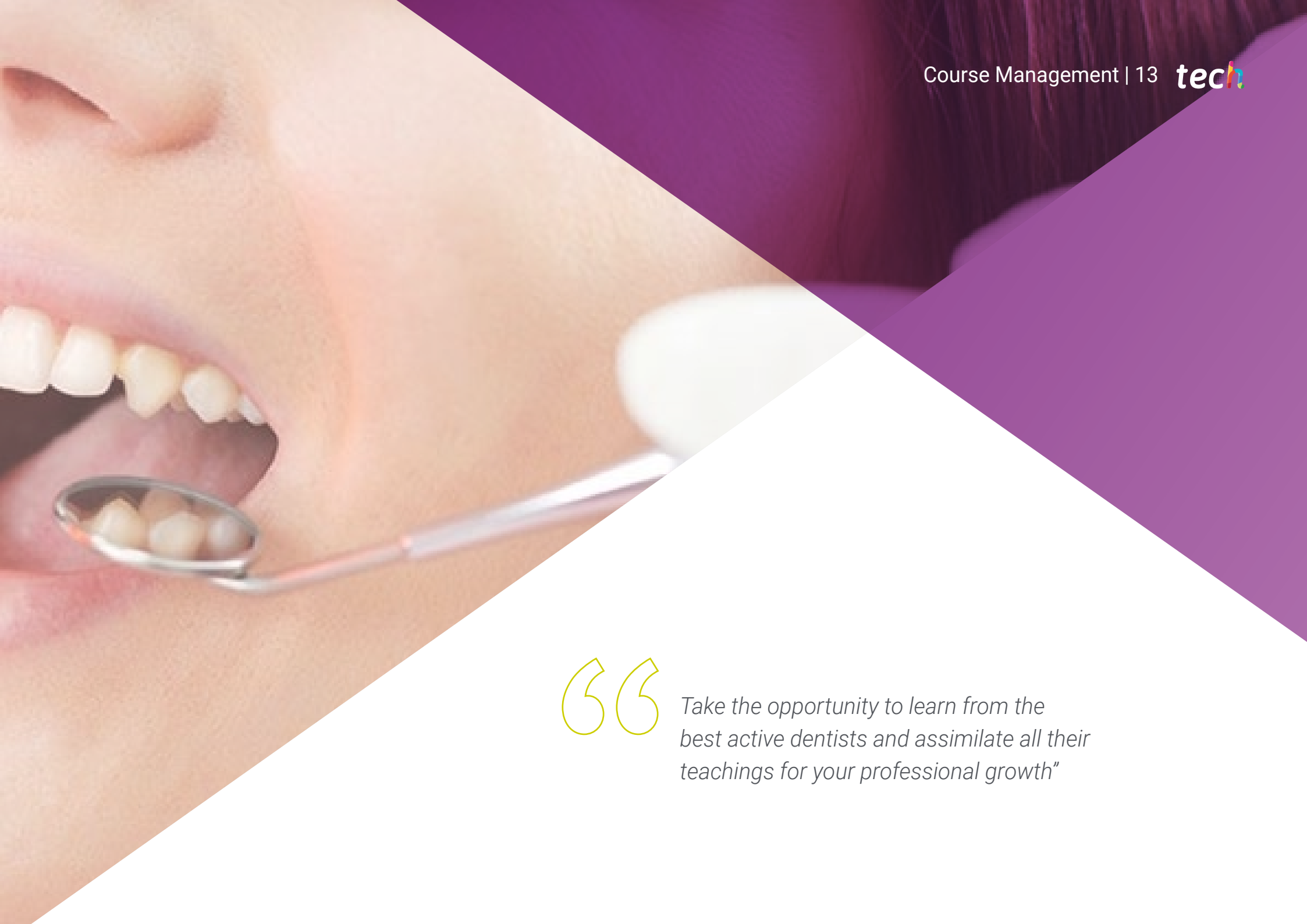
- ♦ To delve in depth into the concept and classification of occlusion, as well as the different types of occlusion: physiological, pathological and therapeutic
- ♦ To recognize the importance of dental and oral anatomy in occlusion and how it affects occlusion in conventional and implant prosthodontics
- ♦ To identify the reference position in occlusion, including habitual position versus centric relation, and learn about the materials and techniques of recording centric relation in dentate, partially dentate, edentulous and dysfunctional patients
- ♦ To refresh the concept of vertical dimension and registration techniques, as well as learn when vertical dimension can be varied
- ♦ To describe the different occlusal schemes, including bibalanced, group function and organic, and understand ideal occlusion and the biological and biomechanical advantages of organic occlusion
- ♦ To identify disocclusion factors, such as individual anatomical factors, condylar path, Bennet angle, overbite, overjet, underjet, disocclusion angle, Spee and Wilson curves
- ♦ To delve into the differences between tripodism and cusp/fossa in posterior occlusion
- ♦ To update knowledge on the use of the articulator in daily practice, including the choice of the ideal articulator, the usefulness and handling of the facebow, reference planes, mounting in the semi-adjustable articulator, programming of the semi-adjustable articulator and techniques to reproduce the disocclusion angle in an articulator
- ♦ To delve into the concept of occlusal disease and learn to recognize clinical examples

03

Course Management

In order to provide high quality Certificate, TECH has assembled a distinguish faculty composed of experts in Dental Occlusion in this Postgraduate Certificate. In this way, professionals who access this program will have at their disposal an advanced syllabus developed by a specialized team with extensive knowledge of the treatment sector of this type and experience in private clinics.





“

Take the opportunity to learn from the best active dentists and assimilate all their teachings for your professional growth”

Management



Dr. Visiedo Corvillo, Rosabel

- ♦ Executive CEO of the OI TECH implant house
- ♦ Consultant for prosthetic attachments for the international manufacturer of dental implants AVENIR S.R.L
- ♦ Degree in Dentistry, International University of Catalonia
- ♦ Master in Occlusion and Implant Prosthesis by the Superior School of Implantology and Oral Rehabilitation



Dr. Dueñas Carrillo, Alfredo L

- ♦ Research and development CEO of the OI TECH implant house
- ♦ Consultant of the Company for the international manufacturer of dental implants AVENIR S.R.L.
- ♦ Own dental practice. GABIDENT Cardedeu in Barcelona
- ♦ Teaching Instructor of the Department of Oral and Maxillofacial Surgery of the Faculty of Dentistry of the University of Havana
- ♦ First Degree Specialist in Oral and Maxillofacial Surgery at the University of Havana
- ♦ Master's Degree in Implantology by the University of la Florida
- ♦ Member of: Spanish Society of Oral Surgery and Implantology, Committee of experts of the OXTEIN implant house



04

Structure and Content

The syllabus of this Postgraduate Certificate has been created by recognized experts in dentistry, in order to offer students a high quality education. In this way, participants will have the opportunity to get an update on the most effective techniques to treat cases of Dental Occlusion and apply appropriate treatments to the need of patients. This will be achieved through the use of multimedia resources and the analysis of practical cases, which will allow students to develop outstanding professional skills in this field.



“

With this complete syllabus you will acquire advanced knowledge in the area of Dental Occlusion”

Module 1. Occlusion

- 1.1. Occlusion
 - 1.1.1. Concept
 - 1.1.2. Classification
 - 1.1.3. Principles
- 1.2. Types of Occlusion
 - 1.2.1. Physiological Occlusion
 - 1.2.2. Pathological Occlusion
 - 1.2.3. Therapeutic Occlusion
 - 1.2.4. Different Schools
- 1.3. Importance of Dental and Oral Anatomy in Occlusion
 - 1.3.1. Cusps and Fossae
 - 1.3.2. Wear Facets
 - 1.3.3. Anatomy of the Different Tooth Groups
- 1.4. Importance of Occlusion in Conventional and Implant Prostheses
 - 1.4.1. Occlusion and its Effects in Dental Function
 - 1.4.2. Effects of Malocclusion on the TMJ and Masticatory Muscles
 - 1.4.3. Consequences of Improper Occlusion on Teeth and Implants
- 1.5. Reference Position: Usual Position versus Centric Relation, Materials and Techniques of Registration of Centric Relation in the Dentate, Partially Dentate, Edentulous and Dysfunctional Patient, Edentulous and Dysfunctional
 - 1.5.1. Habitual Position and Centric Relation: Concepts and Differences
 - 1.5.2. Materials and Techniques for Recording Centric Relation in Dentate Patients
 - 1.5.3. Materials and Techniques for Recording Centric Relation in Partially Dentate and Edentulous Patients
 - 1.5.4. Materials and Techniques for Recording Centric Relation in Patients with Temporomandibular Dysfunction
- 1.6. Vertical Dimension Can Vertical Dimension be Varied?
 - 1.6.1. Concept and Importance of the Vertical Dimension in Occlusion
 - 1.6.2. Vertical Dimension Recording Techniques
 - 1.6.3. Physiological and Pathological Variations of the Vertical Dimension
 - 1.6.4. Modifications of the Vertical Dimension in Dental Prostheses





- 1.7. Occlusal Scheme: Bibalanced, Group Function and Organic. What is the Ideal Occlusion. Biological and Biomechanical Advantages of Organic Occlusion
 - 1.7.1. Concept and Types of Occlusal Schemes: Bibalanced, Group Function and Organic
 - 1.7.2. Ideal Occlusion and its Biological and Biomechanical Advantages
 - 1.7.3. Advantages and Disadvantages of Each Type of Occlusal Scheme
 - 1.7.4. How to Apply the Different Types of Occlusal Schemes in Clinical Practice
- 1.8. Disocclusion Factors: Individual Anatomical, Posterior (Condylar Path and Bennet Angle), Anterior (Overbite, Overjet and Angle of Disocclusion) and Intermediate (Spee and Wilsson Curves)
 - 1.8.1. Anatomical Individual Factors that Affect Disocclusion
 - 1.8.2. Posterior Factors Influencing Disocclusion: Condylar Trajectory and Bennet's Angle
 - 1.8.3. Anterior Factors Influencing Disocclusion: Overbite, Overjet and Disocclusion Angle
 - 1.8.4. Intermediate Factors that Affect Disocclusion
- 1.9. Posterior Occlusion: Tripoidism versus Cusp/fossa
 - 1.9.1. Tripoidism: Characteristics, Diagnosis and Treatment
 - 1.9.2. Cuspid/fossa: Definition, Function and its Importance in Posterior Occlusion
 - 1.9.3. Pathologies Associated with Posterior Occlusion
- 1.10. The Articulator in Daily Practice. Choice of the Ideal Articulator. Utility and Management of the Facebow. Reference Planes Assembly in the Semi-adjustable Articulator. Programming of the Semi-adjustable Articulator

Techniques to Reproduce the Disocclusion Angle in an Articulator

 - 1.10.1. Types of Articulators: Semi-adjustable Articulators and Fully Adjustable Articulators
 - 1.10.2. Choice of the Ideal Articulator: Criteria for the Selection of the Appropriate Articulator According to the Clinical Case
 - 1.10.3. Handling of the Facebow: Facebow Registration Technique for Taking Occlusal Records
 - 1.10.4. Semi-adjustable Articulator Programming: Procedures for Adjusting the Articulator and Programming the Mandibular Movements
 - 1.10.5. Techniques to Reproduce the Disocclusion Angle in an Articulator: Steps to Record and Transfer the Disocclusion Angle

05

Methodology

This academic program offers students a different way of learning. Our methodology uses a cyclical learning approach: **Relearning**.

This teaching system is used, for example, in the most prestigious medical schools in the world, and major publications such as the **New England Journal of Medicine** have considered it to be one of the most effective.





“

Discover Relearning, a system that abandons conventional linear learning, to take you through cyclical teaching systems: a way of learning that has proven to be extremely effective, especially in subjects that require memorization"

At TECH we use the Case Method

In a given situation, what should a professional do? Throughout the program, students will face multiple simulated clinical cases, based on real patients, in which they will have to do research, establish hypotheses, and ultimately resolve the situation. There is an abundance of scientific evidence on the effectiveness of the method. Specialists learn better, faster, and more sustainably over time.

With TECH you will experience a way of learning that is shaking the foundations of traditional universities around the world.



According to Dr. Gérvas, the clinical case is the annotated presentation of a patient, or group of patients, which becomes a "case", an example or model that illustrates some peculiar clinical component, either because of its teaching power or because of its uniqueness or rarity. It is essential that the case is based on current professional life, trying to recreate the real conditions in the dentist's professional practice.

“

Did you know that this method was developed in 1912, at Harvard, for law students? The case method consisted of presenting students with real-life, complex situations for them to make decisions and justify their decisions on how to solve them. In 1924, Harvard adopted it as a standard teaching method”

The effectiveness of the method is justified by four fundamental achievements:

1. Dentists who follow this method not only grasp concepts, but also develop their mental capacity by means of exercises to evaluate real situations and apply their knowledge.
2. Learning is solidly translated into practical skills that allow the student to better integrate into the real world.
3. Ideas and concepts are understood more efficiently, given that the example situations are based on real-life.
4. Students like to feel that the effort they put into their studies is worthwhile. This then translates into a greater interest in learning and more time dedicated to working on the course.



Relearning Methodology

At TECH we enhance the case method with the best 100% online teaching methodology available: Relearning.

This university is the first in the world to combine the study of clinical cases with a 100% online learning system based on repetition, combining a minimum of 8 different elements in each lesson, a real revolution with respect to the mere study and analysis of cases.

The student will learn through real cases and by solving complex situations in simulated learning environments. These simulations are developed using state-of-the-art software to facilitate immersive learning.



At the forefront of world teaching, the Relearning method has managed to improve the overall satisfaction levels of professionals who complete their studies, with respect to the quality indicators of the best online university (Columbia University).

With this methodology we have trained more than 115,000 dentists with unprecedented success, in all specialties regardless of the workload. Our pedagogical methodology is developed in a highly competitive environment, with a university student body with a strong socioeconomic profile and an average age of 43.5 years old.

Relearning will allow you to learn with less effort and better performance, involving you more in your training, developing a critical mindset, defending arguments, and contrasting opinions: a direct equation for success.

In our program, learning is not a linear process, but rather a spiral (learn, unlearn, forget, and re-learn). Therefore, we combine each of these elements concentrically.

The overall score obtained by TECH's learning system is 8.01, according to the highest international standards.



This program offers the best educational material, prepared with professionals in mind:



Study Material

All teaching material is produced by the specialists who teach the course, specifically for the course, so that the teaching content is highly specific and precise.

These contents are then applied to the audiovisual format, to create the TECH online working method. All this, with the latest techniques that offer high quality pieces in each and every one of the materials that are made available to the student.



Educational Techniques and Procedures on Video

TECH introduces students to the latest techniques, the latest educational advances, and to the forefront of medical techniques. All of this in direct contact with students and explained in detail so as to aid their assimilation and understanding. And best of all, you can watch the videos as many times as you like.



Interactive Summaries

The TECH team presents the contents attractively and dynamically in multimedia lessons that include audio, videos, images, diagrams, and concept maps in order to reinforce knowledge.

This exclusive educational system for presenting multimedia content was awarded by Microsoft as a "European Success Story".



Additional Reading

Recent articles, consensus documents and international guidelines, among others. In TECH's virtual library, students will have access to everything they need to complete their course.





Expert-Led Case Studies and Case Analysis

Effective learning ought to be contextual. Therefore, TECH presents real cases in which the expert will guide students, focusing on and solving the different situations: a clear and direct way to achieve the highest degree of understanding.



Testing & Retesting

We periodically evaluate and re-evaluate students' knowledge throughout the program, through assessment and self-assessment activities and exercises, so that they can see how they are achieving their goals.



Classes

There is scientific evidence suggesting that observing third-party experts can be useful.
Learning from an Expert strengthens knowledge and memory, and generates confidence in future difficult decisions.



Quick Action Guides

TECH offers the most relevant contents of the course in the form of worksheets or quick action guides. A synthetic, practical, and effective way to help students progress in their learning.



06

Certificate

The Postgraduate Certificate in Dental Occlusion guarantees students, in addition to the most rigorous and up-to-date education, access to a Postgraduate Certificate issued by TECH Technological University.





“

*Successfully complete this program
and receive your university qualification
without having to travel or fill out
laborious paperwork”*

This **Postgraduate Certificate in Dental Occlusion** contains the most complete and up-to-date scientific program on the market.

After the student has passed the assessments, they will receive their corresponding **Postgraduate Certificate** issued by **TECH Technological University** via tracked delivery*.

The certificate issued by **TECH Technological University** will reflect the qualification obtained in the Postgraduate Certificate, and meets the requirements commonly demanded by labor exchanges, competitive examinations, and professional career evaluation committees.

Title: **Postgraduate Certificate in Dental Occlusion**

Official N° of hours: **150 h.**



*Apostille Convention. In the event that the student wishes to have their paper certificate issued with an apostille, TECH EDUCATION will make the necessary arrangements to obtain it, at an additional cost.

future
health confidence people
education information tutors
guarantee accreditation teaching
institutions technology learning
community commitment
personalized service innovation
knowledge present
development languages
virtual classroom



Postgraduate Certificate Dental Occlusion

- » Modality: online
- » Duration: 6 weeks
- » Certificate: TECH Technological University
- » Dedication: 16h/week
- » Schedule: at your own pace
- » Exams: online

Postgraduate Certificate Dental Occlusion

