

Postgraduate Certificate

Dental Adhesion in Rehabilitation





Postgraduate Certificate

Dental Adhesion in Rehabilitation

- » Modality: online
- » Duration: 6 weeks
- » Certificate: TECH Technological University
- » Dedication: 16h/week
- » Schedule: at your own pace
- » Exams: online

Website: www.techtute.com/us/dentistry/postgraduate-certificate/dental-adhesion-rehabilitation

Index

01

Introduction

p. 4

02

Objectives

p. 8

03

Course Management

p. 12

04

Structure and Content

p. 16

05

Methodology

p. 20

06

Certificate

p. 28

01

Introduction

Advances in dental technology and Dental Bonding techniques have enabled dental professionals to achieve predictable, high-quality clinical results in oral Rehabilitation, including the placement of dental prostheses, veneers and direct and indirect restorations. For this reason, it is important to have professionals who are proficient in all of these methods and implement them correctly during the treatment of a patient who requires this care with this in mind, TECH presents this academic program that will provide students with updated training on the latest developments in this field. This will be 100% online, a benefit that will allow students to have greater control over their time.





“

This is the best Postgraduate Certificate for you to master the most current techniques of Dental Adhesion and the only one that will allow you to provide comprehensive dental care"

The use of adhesive materials and techniques has revolutionized the way in which damaged or lost teeth are rehabilitated, preserving healthy tooth tissue and improve the quality of dental care. In this context, this Postgraduate Certificate, which focuses on Dental Adhesion in rehabilitation, is essential to update and improve the clinical skills of dental professionals.

This will be possible, through the syllabus of this program, includes fundamental topics in this field. It will address the principles of esthetic dentistry, including the canons of beauty and the study of the smile. In addition, it delves into the management of restorative materials used in dental prostheses, including ceramics, composites and resins.. In addition, techniques for color and shade selection of restorations, soft tissue management, impression materials and provisional restoration techniques will be taught.

In this way, participants will have the opportunity to update their knowledge and skills in this area, allowing them to immediately apply what they have learned immediately everything they have learned in a real environment.

This program is taught through the innovative *Relearning* methodology, which allows 100% online learning, giving students the flexibility to study from anywhere and on their own schedule. Likewise, they will have 24-hour access to multimedia resources to assimilate the contents at their own pace. In addition, through the analysis of case studies, participants will develop problem-solving skills by facing realistic simulated situations.

This **Postgraduate Certificate in Dental Adhesion in Rehabilitation** contains the most complete and up-to-date scientific program on the market. The most important features include:

- ♦ The development of case studies presented by experts in Dental Adhesion in Rehabilitation
- ♦ The graphic, schematic, and practical contents with which they are created, provide scientific and practical information on the disciplines that are essential for professional practice
- ♦ Practical exercises where the self-assessment process can be carried out to improve learning
- ♦ Its special emphasis on innovative methodologies
- ♦ Theoretical lessons, questions to the expert, debate forums on controversial topics, and individual reflection assignments
- ♦ Content that is accessible from any fixed or portable device with an Internet connection



Reinforce the concepts of symmetry and the techniques that allow you to perfect this characteristic thanks to this TECH program"

“

Acquire an in-depth knowledge of the latest dental aesthetic trends and with them perfect your Dental Adhesion technique”

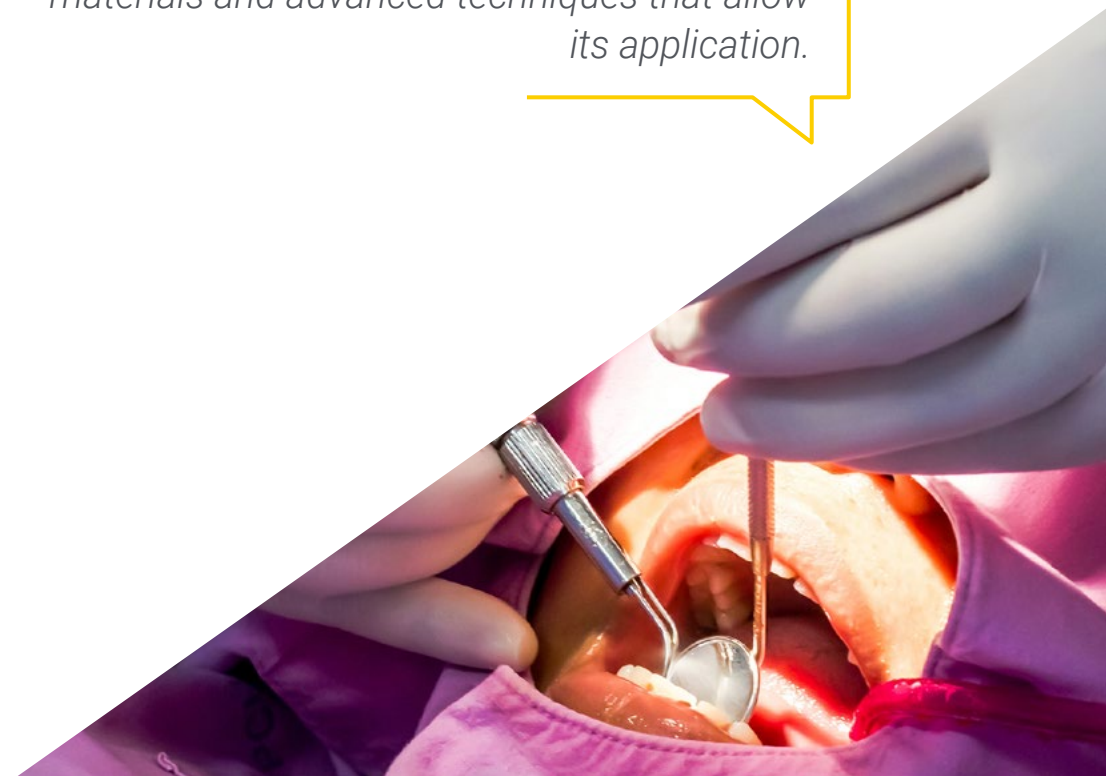
The program's teaching staff includes professionals from sector who contribute their work experience to this educational program, as well as renowned specialists from leading societies and prestigious universities.

Its multimedia content, developed with the latest educational technology, will provide the professional with situated and contextual learning, i.e., a simulated environment that will provide an immersive education programmed to learn in real situations.

The design of this program focuses on Problem-Based Learning, by means of which the professional must try to solve the different professional practice situations that are presented throughout the academic course. For this purpose, the student will be assisted by an innovative interactive video system created by renowned experts.

Learn from the comfort of your home and with the best multimedia resources the most important concepts to excel in this field.

Execute with great professionalism oral Rehabilitation treatments using adhesive materials and advanced techniques that allow its application.



02

Objectives

The educational program focuses on providing students with the latest developments in dentistry, with special emphasis to the most effective procedures for Dental Adhesion in Rehabilitation. In this way, participants will acquire the necessary tools to master the techniques of this procedure, allowing them to provide confident care to confident care to patients with this condition. All this will be achieved through the study of multimedia resources will strengthen the students' skills in this field.





“

With this Postgraduate Certificate you will acquire advanced skills in Dental Adhesion that will allow you to solve challenging dental situations”



General Objectives

- To sediment your knowledge in anatomy, physiology and orofacial pathology to be able to make accurate diagnoses and design adequate treatment plans
- To develop skills in performing clinical examinations and interpreting data for an accurate diagnosis and an optimal treatment plan
- To update knowledge in the use of dental materials, clinical and laboratory techniques in the design of prostheses with high physiological and aesthetic performance
- To acquire knowledge in the prevention and treatment of complications related to dental prosthetics and occlusion
- To understand the importance of interdisciplinary collaboration for the achievement of ideal results
- To have an in-depth knowledge of the latest clinical and digital trends in the field of oral rehabilitation





Specific Objectives

- To update the concepts of Aesthetic Dentistry and its principles
- To describe the different types of restorative materials used in dental prostheses, including ceramics, composites and resins
- To point out the guidelines for selecting the appropriate shade and color for dental restorations
- To show the different types of shade guides available in the market, advantages and disadvantages in the use of each of them
- To update knowledge on soft tissue management, impression materials and techniques used in oral rehabilitation



Get a complete training in Dental Adhesion with this Postgraduate Certificate, where you will learn how to select and apply the appropriate materials for this procedure"

03

Course Management

TECH has assembled a prestigious teaching staff, made up of experts in dentistry, with the intention of offering excellent training in this Postgraduate Certificate. Professionals who enroll in this program will have access to an advanced syllabus developed by a specialized team with extensive knowledge in technical procedures of Dental Adhesion during the oral Rehabilitation of a patient, who have extensive experience in private clinics.





“

This program's team of outstanding faculty will provide you with excellent training, clinical expertise and updates on the latest trends in the field"

Management



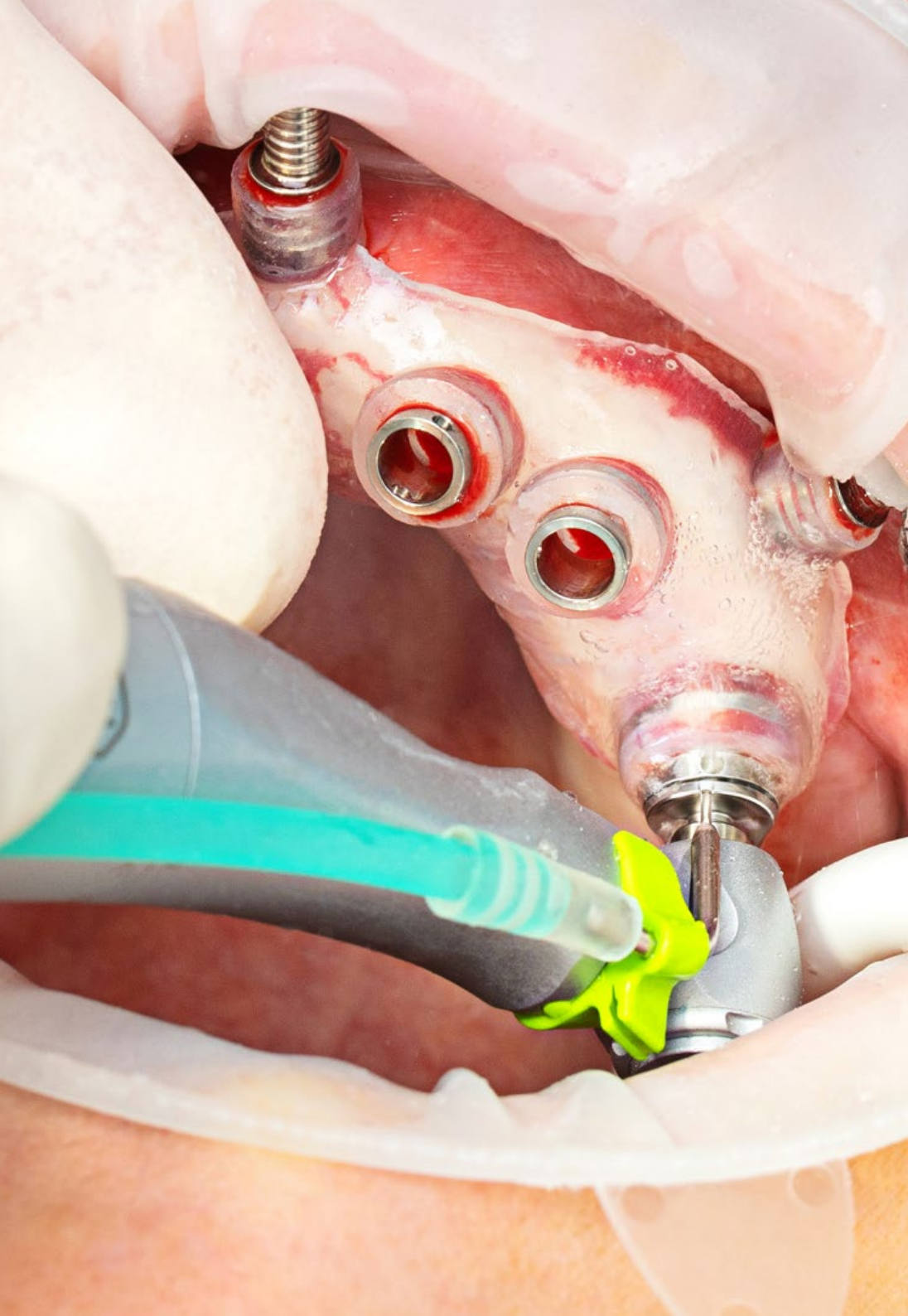
Dr. Visiedo Corvillo, Rosabel

- ♦ Executive CEO of the OI TECH implant house
- ♦ Consultant for prosthetic attachments for the international manufacturer of dental implants AVENIR S.R.L
- ♦ Degree in Dentistry, International University of Catalonia
- ♦ Master in Occlusion and Implant Prosthesis by the Superior School of Implantology and Oral Rehabilitation



Dr. Dueñas Carrillo, Alfredo L

- ♦ Research and development CEO of the OI TECH implant house
- ♦ Consultant of the Company for the international manufacturer of dental implants AVENIR S.R.L.
- ♦ Own dental practice. GABIDENT Cardedeu in Barcelona
- ♦ Teaching Instructor of the Department of Oral and Maxillofacial Surgery of the Faculty of Dentistry of the University of Havana
- ♦ First Degree Specialist in Oral and Maxillofacial Surgery at the University of Havana
- ♦ Master's Degree in Implantology by the University of la Florida
- ♦ Member of: Spanish Society of Oral Surgery and Implantology, Committee of experts of the OXTEIN implant house



Professors

Dr. Ladrón De Guevara Hernández, Elba

- ◆ Dentist specialized in Dental Aesthetics and Cosmetic Dentistry
- ◆ Current Pediatric Degree from Alfonso X El Sabio University
- ◆ Aesthetic and Cosmetic Dentistry Postgraduate Course Dr. Autrán
- ◆ Postgraduate in Fixed Prosthesis Dr. Mallat
- ◆ Master's Degree in Occlusion and Oral Rehabilitation, University of Barcelona

“

A unique, key, and decisive educational experience to boost your professional development”

04

Structure and Content

Dental experts have developed the contents of the syllabus for this Postgraduate Certificate, offering students a training of excellence. In this program, participants will be updated on the most effective techniques to achieve a highly aesthetic Dental Adhesion during an oral recovery process, through the use of multimedia resources and the analysis of practical cases. This will enable them to develop outstanding professional skills in this field.





“

This Postgraduate Certificate has state-of-the-art multimedia resources, including videos, case studies and didactic material"

Module 1. Materials and Dental Adhesion in Rehabilitation

- 1.1. Aesthetic Dentistry and its Principles. Canons of Beauty, Simmetries, Study of the Smile
 - 1.1.1. Canons of Beauty in Aesthetic Dentistry: Dental Proportions, Ideal Shapes and Positions and ideal positions
 - 1.1.2. Dental Symmetry: How to Achieve Harmony in the Smile and Its Impact on Facial Aesthetics
 - 1.1.3. Study of Smile: Key Elements for the Diagnosis and Planning of Aesthetic treatment
- 1.2. Dental Photography in Aesthetic Dentistry and Initial Study of the Patient. Patient Expectations
 - 1.2.1. Dental Photography: Techniques and Uses in Diagnosis and Monitoring of Treatment
 - 1.2.2. Initial Patient Study: How to Perform a Complete and Detailed Evaluation for Aesthetic Treatment Planning
 - 1.2.3. Patient Expectations: How to Manage Expectations and Communicate Effectively with the Patient About the Outcome of the Treatment
- 1.3. Restorative Materials in Dental Prosthesis. Ceramics, Composites, Resins
 - 1.3.1. Ceramics: Types, Characteristics and Clinical Applications
 - 1.3.2. Composites: Properties, Indications and Application Techniques
 - 1.3.3. Resins: Types, Uses and Necessary Care
- 1.4. Color and Shade Selection
 - 1.4.1. Selection of Tooth Color: Techniques and Tools for Choosing the Right Shade for Aesthetic Restorations
 - 1.4.2. Types of Color Guides
 - 1.4.3. Tooth Shade: How to Achieve a Natural and Harmonious Shade with the Rest of the Teeth
- 1.5. Soft Tissue Management, Impression Materials and Techniques
 - 1.5.1. Soft Tissue Management: Techniques to Preserve the Health and Aesthetics of Periodontal and Gingival Tissues
 - 1.5.2. Impression Materials: Types, Uses and Application Techniques
 - 1.5.3. Impression Techniques: How to Obtain an Accurate and Detailed Impression
- 1.6. Temporary Restorations
 - 1.6.1. Temporary Restorations: Types:, Indications and Application Techniques
 - 1.6.2. Care and Maintenance of Temporary Restorations
 - 1.6.3. Importance of Provisional Restorations in the Success of Aesthetic Treatment





- 1.7. Laboratory Fabrication of Aesthetic Restorations
 - 1.7.1. Dental Laboratory: Types of Restorations, Materials and Fabrication Techniques
 - 1.7.2. Communication Between the Dentist and the Dental Technician: How to Achieve Effective Collaboration to Obtain the Desired Result
 - 1.7.3. Quality Control in Aesthetic Restorations Fabrication
- 1.8. Sealing Agents for Dental Restorations
 - 1.8.1. Sealing Agents: Types, Indications
 - 1.8.2. Application Techniques of Sealing Agents
 - 1.8.3. Importance of Sealing Agents in the Prevention of Caries and in Prolonging the Life of Restorations
- 1.9. Finishing, Placement and Occlusal Adjustment of the Final Restoration
 - 1.9.1. Finishing the Restoration: Techniques to Achieve a Smooth and Polished Surface
 - 1.9.2. Placement of the Restoration: Cementation and Adhesion Techniques
 - 1.9.3. Occlusal Adjustment: How to Achieve Proper Occlusion
- 1.10. State-of-the-art Materials in Dental Adhesion
 - 1.10.1. Types of Adhesives
 - 1.10.2. Features
 - 1.10.3. Applications

“

Achieve professional excellence thanks to the tools that TECH will provide you with and become the best professional in Dental Rehabilitation"

05

Methodology

This academic program offers students a different way of learning. Our methodology uses a cyclical learning approach: **Relearning**.

This teaching system is used, for example, in the most prestigious medical schools in the world, and major publications such as the **New England Journal of Medicine** have considered it to be one of the most effective.





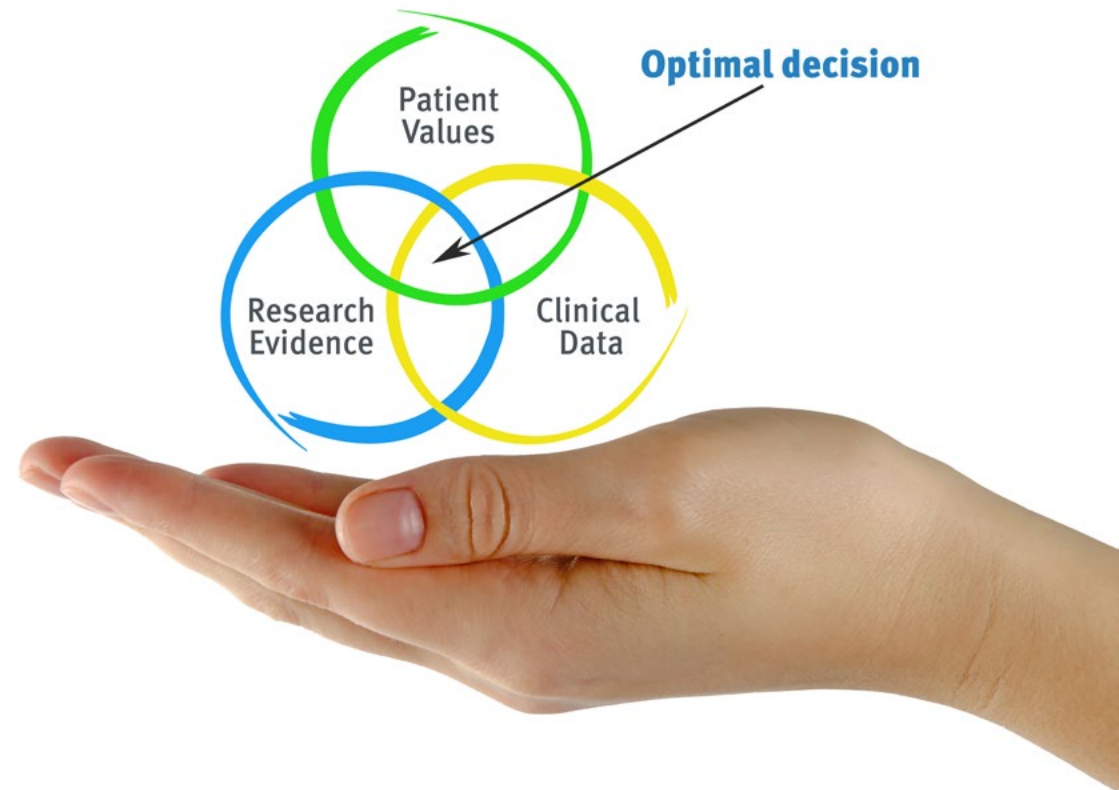
“

Discover Relearning, a system that abandons conventional linear learning, to take you through cyclical teaching systems: a way of learning that has proven to be extremely effective, especially in subjects that require memorization"

At TECH we use the Case Method

In a given situation, what should a professional do? Throughout the program, students will face multiple simulated clinical cases, based on real patients, in which they will have to do research, establish hypotheses, and ultimately resolve the situation. There is an abundance of scientific evidence on the effectiveness of the method. Specialists learn better, faster, and more sustainably over time.

With TECH you will experience a way of learning that is shaking the foundations of traditional universities around the world.



According to Dr. Gervas, the clinical case is the annotated presentation of a patient, or group of patients, which becomes a "case", an example or model that illustrates some peculiar clinical component, either because of its teaching power or because of its uniqueness or rarity. It is essential that the case is based on current professional life, trying to recreate the real conditions in the dentist's professional practice.

“

Did you know that this method was developed in 1912, at Harvard, for law students? The case method consisted of presenting students with real-life, complex situations for them to make decisions and justify their decisions on how to solve them. In 1924, Harvard adopted it as a standard teaching method”

The effectiveness of the method is justified by four fundamental achievements:

1. Dentists who follow this method not only grasp concepts, but also develop their mental capacity by means of exercises to evaluate real situations and apply their knowledge.
2. Learning is solidly translated into practical skills that allow the student to better integrate into the real world.
3. Ideas and concepts are understood more efficiently, given that the example situations are based on real-life.
4. Students like to feel that the effort they put into their studies is worthwhile. This then translates into a greater interest in learning and more time dedicated to working on the course.



Relearning Methodology

At TECH we enhance the case method with the best 100% online teaching methodology available: Relearning.

This university is the first in the world to combine the study of clinical cases with a 100% online learning system based on repetition, combining a minimum of 8 different elements in each lesson, a real revolution with respect to the mere study and analysis of cases.

The student will learn through real cases and by solving complex situations in simulated learning environments. These simulations are developed using state-of-the-art software to facilitate immersive learning.



At the forefront of world teaching, the Relearning method has managed to improve the overall satisfaction levels of professionals who complete their studies, with respect to the quality indicators of the best online university (Columbia University).

With this methodology we have trained more than 115,000 dentists with unprecedented success, in all specialties regardless of the workload. Our pedagogical methodology is developed in a highly competitive environment, with a university student body with a strong socioeconomic profile and an average age of 43.5 years old.

Relearning will allow you to learn with less effort and better performance, involving you more in your training, developing a critical mindset, defending arguments, and contrasting opinions: a direct equation for success.

In our program, learning is not a linear process, but rather a spiral (learn, unlearn, forget, and re-learn). Therefore, we combine each of these elements concentrically.

The overall score obtained by TECH's learning system is 8.01, according to the highest international standards.



This program offers the best educational material, prepared with professionals in mind:



Study Material

All teaching material is produced by the specialists who teach the course, specifically for the course, so that the teaching content is highly specific and precise.

These contents are then applied to the audiovisual format, to create the TECH online working method. All this, with the latest techniques that offer high quality pieces in each and every one of the materials that are made available to the student.



Educational Techniques and Procedures on Video

TECH introduces students to the latest techniques, the latest educational advances, and to the forefront of medical techniques. All of this in direct contact with students and explained in detail so as to aid their assimilation and understanding. And best of all, you can watch the videos as many times as you like.



Interactive Summaries

The TECH team presents the contents attractively and dynamically in multimedia lessons that include audio, videos, images, diagrams, and concept maps in order to reinforce knowledge.

This exclusive educational system for presenting multimedia content was awarded by Microsoft as a "European Success Story".



Additional Reading

Recent articles, consensus documents and international guidelines, among others. In TECH's virtual library, students will have access to everything they need to complete their course.





Expert-Led Case Studies and Case Analysis

Effective learning ought to be contextual. Therefore, TECH presents real cases in which the expert will guide students, focusing on and solving the different situations: a clear and direct way to achieve the highest degree of understanding.



Testing & Retesting

We periodically evaluate and re-evaluate students' knowledge throughout the program, through assessment and self-assessment activities and exercises, so that they can see how they are achieving their goals.



Classes

There is scientific evidence suggesting that observing third-party experts can be useful.

Learning from an Expert strengthens knowledge and memory, and generates confidence in future difficult decisions.



Quick Action Guides

TECH offers the most relevant contents of the course in the form of worksheets or quick action guides. A synthetic, practical, and effective way to help students progress in their learning.



06

Certificate

The Postgraduate Certificate in Dental Adhesion in Rehabilitation guarantees students, in addition to the most rigorous and up-to-date education, access to a Postgraduate Certificate issued by TECH Technological University.



“

Successfully complete this program and receive your university qualification without having to travel or fill out laborious paperwork”

This **Postgraduate Certificate in Dental Adhesion in Rehabilitation** contains the most complete and up-to-date scientific program on the market.

After the student has passed the assessments, they will receive their corresponding **Postgraduate Certificate** issued by **TECH Technological University** via tracked delivery*.

The diploma issued by **TECH Technological University** will reflect the qualification obtained in the Postgraduate Certificate, and meets the requirements commonly demanded by labor exchanges, competitive examinations, and professional career evaluation committees.

Title: **Postgraduate Certificate in Dental Adhesion in Rehabilitation**

Official N° of hours: **150 h.**



*Apostille Convention. In the event that the student wishes to have their paper diploma issued with an apostille, TECH EDUCATION will make the necessary arrangements to obtain it, at an additional cost.

future
health confidence people
education information tutors
guarantee accreditation teaching
institutions technology learning
community commitment
personalized service innovation
knowledge present
development languages
classroom



Postgraduate Certificate

Dental Adhesion in Rehabilitation

- » Modality: online
- » Duration: 6 weeks
- » Certificate: TECH Technological University
- » Dedication: 16h/week
- » Schedule: at your own pace
- » Exams: online

Postgraduate Certificate

Dental Adhesion in Rehabilitation

