

Postgraduate Certificate Current Pediatric Dentistry





Postgraduate Certificate Current Pediatric Dentistry

- » Modality: Online
- » Duration: 2 months
- » Certificate: TECH Technological University
- » Dedication: : 16h/week
- » Schedule: at your own pace
- » Exams: online

Website: www.techtute.com/in/dentistry/postgraduate-certificate/current-pediatric-dentistry

Index

01

Introduction

p. 4

02

Objectives

p. 8

03

Course Management

p. 12

04

Structure and Content

p. 24

05

Methodology

p. 28

06

Certificate

p. 36

01

Introduction

The same situation is less and less questioned in dentistry and the existence of specialists in the different dental fields is becoming more normalized. Teams are increasingly multidisciplinary, and the population demands individualized, specialized and quality care. This program, taught exclusively online, provides dental professionals with the most up-to-date knowledge in their field through innovative multimedia content and an expert teaching team, who will contribute their extensive knowledge in the care of patients belonging to the child and adolescent population. In addition, this program provides flexibility to students who wish to combine a Postgraduate Certificate with other areas of their lives.





“

Thanks to this 100% online program, you will be able to refresh your knowledge comfortably, whenever and wherever you want with your electronic device"

Pediatric dentistry has undergone a significant evolution in recent years, especially in the care of children from birth. This progress has been marked by new technologies, which have made it possible to treat dental problems, both in primary teeth and young permanent teeth. Likewise, the professionals have achieved the prevention of certain pathologies and have transferred the relevance of oral hygiene.

This program, taught exclusively online, offers the dental professional the most current knowledge in the field of Pediatric Dentistry. An update that will take you 2 months to delve into the characteristics of an "ideal" odontopediatrics, the challenges posed by the future in the care of patients in the infanto-juvenile stage, the clinical examination or the different complementary tests to be performed. Likewise, through innovative multimedia content, students will delve into the diagnosis and the most recent treatments applied to patients at an early age.

A Postgraduate Certificate with an exhaustive syllabus to which students will have access 24 hours a day. In addition, the professional has simulations of real cases, which will allow them to approach situations that they may experience in their regular clinical practice.

This is an excellent opportunity offered by TECH to dental professionals who wish to study a quality program in a comfortable way. You only need an electronic device (computer, tablet or cell phone) to access the complete syllabus and thus distribute the teaching load according to your needs. In addition, the Relearning system will allow students to progress through this program in a much more natural and agile way, reducing the long hours of study that are more frequent in other teaching models.

And in order to provide extra quality and excellence, this program will have the collaboration of a professional of the highest level in the field of dentistry, characterized, in addition to their long and extensive professional career, for their countless contributions to the advancement of the pediatric specialty. Their participation will take the form of 10 exclusive masterclasses through which he will share his strategies for success, as well as the best techniques for reaching a consensus on a benchmark clinical praxis.

This **Postgraduate Certificate in Current Pediatric Dentistry** contains the most complete and up-to-date scientific program on the market. The most important features include:

- ♦ Practical cases presented by experts in Dentistry
- ♦ The graphic, schematic, and practical contents with which they are created, provide scientific and practical information on the disciplines that are essential for professional practice
- ♦ Practical exercises where self-assessment can be used to improve learning
- ♦ Its special emphasis on innovative methodologies
- ♦ Theoretical lessons, questions to the expert, debate forums on controversial topics, and individual reflection assignments
- ♦ Content that is accessible from any fixed or portable device with an Internet connection



Access the multimedia resources library 24 hours a day. No attendance, no fixed schedules"

“

And to round off an academic experience of the highest level, you will have access to 10 exclusive masterclasses prepared by a prestigious figure in the field of Pediatric Dentistry”

The program’s teaching staff includes professionals from the sector who contribute their work experience to this program, as well as renowned specialists from leading societies and prestigious universities.

The multimedia content, developed with the latest educational technology, will provide the professional with situated and contextual learning, i.e., a simulated environment that will provide immersive knowledge programmed to learn in real situations.

This program is designed around Problem-Based Learning, whereby the professional must try to solve the different professional practice situations that arise throughout the program. For this purpose, the student will be assisted by an innovative interactive video system created by renowned and experienced experts.

Delve into the diagnosis and the most appropriate treatment plan in pediatric patients.

A Postgraduate Certificate that will bring you closer to the current dental reality through clinical case simulations.



02

Objectives

The objective of this Postgraduate Certificate is to provide the dental professional with the most updated knowledge on Pediatric Dentistry, through a content that will lead them to renew their knowledge on the development of the child, the process of evolution of the different dentitions throughout childhood and adolescence and their characteristics, as well as the alternatives of pharmacological management for the uncooperative child. All this, through a multimedia content will allow students to refresh their knowledge in a more visual way.





“

Access an academic option according to current times and renew your knowledge on non-pharmacological behavior management techniques”



General Objectives

- Update the professional's knowledge in the different areas covered by comprehensive dental care in pediatric patients from birth to 14 years of age, with data-based scientific evidence
- Promote work strategies based on a comprehensive approach to the patient and individualized attention to each child according to their age and medical, dental and emotional needs
- Encourage the acquisition of technical skills and abilities, through a powerful audiovisual system, and the possibility of development through online simulation workshops and/or specific training
- Encourage professional stimulation through continuing education and research
- Promote understanding of the integral and multidisciplinary nature of pediatric dentistry, the importance of orderly, systematized and ethical teamwork and the role of the dentist working with the pediatric population as a health educator for children and their families



A Postgraduate Certificate that will contribute to the refreshing of your knowledge on quality and safety in decision making, diagnosis, treatment and patient follow-up"





Specific Objectives

- ◆ Identify and describe the stages of cognitive, emotional and social development of children and adolescents
- ◆ Recognize the psychological profile of the child and adolescent
- ◆ Assess possible patient behavior in the dental clinic
- ◆ Analyze the factors that impact the child's behavior
- ◆ Establish the different classifications of patients according to their behavior
- ◆ Describe non-pharmacological behavior management techniques
- ◆ Explain pharmacological management alternatives for uncooperative children
- ◆ Distinguish the different levels of sedation from each other and from general anesthesia
- ◆ Explain the action protocols in each case
- ◆ List the most commonly used drugs for sedation and their antagonists
- ◆ Describe the inherent advantages and risks in the pharmacological sedation procedure
- ◆ Perform adequate basic behavioral guidance in patients according to their ages and cognitive and emotional capacities
- ◆ Explain the different stages of dental education and their chronology
- ◆ Define the evolution of the different teeth during childhood and adolescence and their characteristics
- ◆ Identify and name temporary and permanent teeth
- ◆ List the differences between primary and permanent teeth and their clinical implications

03

Course Management

The management and teaching team that integrates this Postgraduate Certificate have been selected on the basis of their high qualifications and extensive professional experience, to offer students a quality education in line with current academic times. Therefore, the professional who studies this online program will have at their disposal a faculty with a wide knowledge and human quality, which will allow them to achieve the objectives of renewal of knowledge, which is marked in the realization of this program.





“


TECH rigorously selects the entire teaching team that teaches its programs so that you get a quality university education"

Director Invitado Internacional

Professor Raman Bedi is the Chairman of the Global Child Dental Fund and was previously Chief Dental Officer in England, i.e. the most senior advisor on dentistry in each of the four UK governments and head of the dental profession.

Since 2012 Raman has been the founding chair of the oral health working group of the World Federation of Public Health Associations, which raises the importance of oral health issues affecting global public health. He is a practicing specialist, focusing exclusively on the comprehensive oral rehabilitation of young children. He was a consultant to the NHS in pediatric dentistry from 1991 to 2005 and is on the General Dental Council's list of specialists in pediatric dentistry and dental public health. He is a consultant to WHO on curriculum development in the field of patient safety and dentistry, and was co-chair of the World Expert Committee on the management and prevention of dental caries. Recently, he was asked by WHO to review dental services in Oman.

Raman served as head of dental public health at the Eastman Dental Institute at University College London and director of the National Centre for Transcultural Oral Health. He was also co-director of the World Health Organization Collaborating Centre at the Eastman Dental Institute. He is currently professor emeritus at King's College London. He is one of the few researchers to have been awarded a Doctor of Science degree by the University of Bristol (2003) for his contribution to dental research and a Doctor of Humane Letters degree (2010) by AT Still University (Arizona) for his scholarly contribution to the social sciences.



Dr. Bedi, Raman

- ♦ Professor Emeritus of King's College London.
- ♦ Formerly Director of Dentistry England.
- ♦ Extraordinary Professor of Pediatric Dentistry at the University of the Western Cape, South Africa
- ♦ Adjunct Professor at the University of Pennsylvania
- ♦ Doctor of Dental Surgery, University of Bristol
- ♦ Doctor of Humane Letters from AT Still, U.S.A.
- ♦ Doctor of Science, University of Bristol
- ♦ Honorary Fellow of Dental Surgery of the Royal College of Physicians and Surgeons of Glasgow
- ♦ Honorary Fellow of the Faculty of Public Health, UK.

“

Thanks to TECH, you will be able to learn with the best professionals in the world”

Professors

Dr. Del Campo Rodríguez, Angel

- ♦ Specialist in Pediatric Dentistry and Preventive and Interceptive Orthodontics
- ♦ Ad Honorem collaborating professor in the Master of Aesthetic, Adhesive and Minimally Invasive Dentistry at the Lluís Alcanyis Foundation Dental Clinic, University of Valencia
- ♦ Member of the American Academy of Pediatric Dentistry
- ♦ Member of the Spanish Society of Pediatric Dentistry
- ♦ PhD in Dentistry from the University of Valencia
- ♦ Degree in Dentistry from the Intercontinental University of Mexico City
- ♦ Postgraduate degree in Pediatric Dentistry from New York University College of Dentistry
- ♦ Master in Gestalt Therapy and Diploma in Child and Adolescent Gestalt Therapy from the Gestalt Therapy Institute of Valencia

Dr. Cruz Pamplona, Marta

- ♦ Degree in Dentistry. Faculty of Experimental and Health Sciences, Cardenal - Herrera CEU, Moncada, Valencia, Spain
- ♦ Master's Degree in Medicine and Oral Surgery Faculty of Medicine and Dentistry, University of Valencia. Spain
- ♦ Diploma in Oral Medicine, General University Hospital Consortium in Valencia. Spain
- ♦ Associate Professor of Oral Medicine (international degree) (CEU-Cardenal Herrera University), Moncada, Valencia. Spain
- ♦ Professor of the degree in Dentistry (regular degree and international degree) at the European University of Valencia, Valencia, Spain
- ♦ Professor of Adult and Child Clinical Practice" at the European University of Valencia, Valencia, Spain
- ♦ Author of several research papers, publications and oral communications
- ♦ Private clinical practice of general dentistry

Dr. Enciso Ripoll, Manuel Jesús

- ♦ Assistant dentist at the Hospital de Manises, in Valencia, Spain
- ♦ Degree in Dentistry from the University of Valencia
- ♦ Degree in Veterinary Medicine at the Cardenal-Herrera CEU University
- ♦ Diploma of Advanced Studies in the Program in Human Tumor Pathology at the University of Valencia
- ♦ Master in Molecular Oncology by the National Cancer Research Center and the European School of Oncology
- ♦ Official Master's Degree in Health Management from the Catholic University of Valencia
- ♦ Master's Degree in Individual and Community Clinical Dentistry at the University of Valencia
- ♦ Associate Professor of Oral Medicine. Prosthesis III Minimally Invasive Dentistry, Legal and Forensic Dentistry Faculty of Experimental and Health Sciences, CEU Cardenal-Herrera University, Moncada, Valencia, Spain
- ♦ Member of SEOP, SESPO, SEPA and SECIB

Dr. Figueroa García, Angela

- ♦ Degree in Dentistry, Los Andes University, Merida, Venezuela
- ♦ Master in Periodontics, Faculty of Medicine and Dentistry, University of Valencia, Spain
- ♦ Doctor in Dentistry, Faculty of Medicine and Dentistry, University of Valencia, Spain
- ♦ Undergraduate and postgraduate collaborating professor at the Department of Periodontology, Faculty of Medicine and Dentistry, Universities of Valencia, Spain
- ♦ Associate Professor of Advanced Periodontics, European University of Valencia, Spain

Dr. García Márquez, Juan Eliseo

- ◆ Degree in Dentistry Faculty of Medicine and Dentistry, University of Valencia. Valencia, Spain
- ◆ Master's Degree in Dentistry in special patients. University of Valencia. Dr. Peset Aleixandre hospital. Valencia, Spain
- ◆ Master's Degree in Hospital Surgery. University of Valencia. General University Hospital, Valencia, Spain
- ◆ Diploma in Periodontics. Faculty of Medicine and Dentistry, University of Valencia, Spain
- ◆ Former Associate Professor Master's Degree in Dentistry in Special Patients. University of Valencia. Valencia, Spain
- ◆ Full professor of Special Patients. Faculty of Experimental and Health Sciences, Cardenal - Herrera CEU University, Moncada, Valencia, Spain
- ◆ Associate Professor of Periodontics. Faculty of Experimental and Health Sciences, Cardenal - Herrera CEU University, Moncada, Valencia, Spain
- ◆ Collaborating professor in Master's Degree in Oral Surgery and Implantology Faculty of Experimental and Health Sciences, Cardenal - Herrera CEU, Moncada, Valencia, Spain
- ◆ Member of the Spanish Society of Odontostomatology for patients with special needs (SEOENE)
- ◆ Member of the Spanish Society of Periodontology and Osseointegration (SEPA)
- ◆ Private practice with exclusive dedication in Oral Surgery, Periodontics, Implants and Special Patients

Dr. Lozano Pajares, Melanie

- ◆ Degree in Dentistry. Central University of Venezuela. Caracas, Venezuela
- ◆ Degree in Dentistry. Degree from the European University of Valencia
- ◆ Degree in Dentistry. European University of Valencia. Valencia, Spain
- ◆ Diploma in Pediatric Dentistry. Advanced training in Minimally Interventionist Multidisciplinary Dentistry. Barcelona, Spain
- ◆ Course on Conscious sedation in Dentistry. YaCare institute. Valencia, Spain
- ◆ Certification from Invisalign, Invisalign Essentials course in Madrid, Spain
- ◆ Member of the Spanish Society of Pediatric Dentistry
- ◆ Communications and presentations in different courses and congresses at national level.
- ◆ Exclusive private practice in Pediatric Dentistry with specialized attention in special patients with the use of Nitrous Oxide Sedation or anxiolysis

Dr. Gatón Hernández, Patricia

- ◆ PhD in Dentistry, International University of Catalonia, Spain
- ◆ Postgraduate Course in Pediatric Dentistry, Pediatric Hospital of Barcelona
- ◆ Postgraduate in Aesthetic Dentistry University of Barcelona
- ◆ Director of Academic Course by modules in Pediatric Dentistry
- ◆ Associate Professor at Barcelona University
- ◆ Guest Professor University of Sao Paulo, Brazil
- ◆ Member of the European Board of Minimum Intervention Dentistry
- ◆ Frequent lecturer of courses on Restorative and Aesthetic Dentistry, Pediatric Dentistry and Dental Materials at national and international level
- ◆ Director of Advanced Training in Multidisciplinary Minor Interventional Dentistry. Barcelona, Spain

Dr. Gianni, Manfredi

- ◆ Degree in Dentistry. European University of Valencia. Spain
- ◆ Master's Degree in Pediatric Dentistry. San Vicente Mártir Catholic University Spain
- ◆ Official Master's Degree in Advanced Orthodontics European University of Valencia. Spain
- ◆ Certificate of conscious sedation and basic instrumental cardiopulmonary resuscitation San Vicente Mártir Catholic University Spain
- ◆ Refresher course on dental care guidelines for patients with special needs Sant Joan de Déu hospital. Barcelona: Spain
- ◆ Associate Professor of Orthodontics at undergraduate and postgraduate levels European University of Valencia
- ◆ Professor of Pediatric Dentistry at Postgraduate level San Vicente Mártir Catholic University Spain
- ◆ Oral communication at the 36th, 38th, 39th Annual Meeting of the Spanish Society of Pediatric Dentistry (SEOP)
- ◆ Exclusive private practice in Pediatric Dentistry and Orthodontics

Dr. Haya Fernández, Maria Celia

- ◆ Private practice in general dentistry
- ◆ Degree in Dentistry. Faculty of Medicine and Dentistry, University of Valencia. Spain
- ◆ PhD in Dentistry Faculty of Medicine and Dentistry, University of Valencia. Spain
- ◆ Master's Degree in Oral Medicine. General University Hospital University of Valencia. Spain
- ◆ Master's Degree in Health Education for Patients and Dependent People. Faculty of Medicine and Dentistry, University of Valencia. Spain
- ◆ Course on Pedagogical Adaptation. University of Valencia. Spain
- ◆ Professor of Gerodontology and Oral Medicine. Faculty of Experimental and Health Sciences, Cardinal - Herrera CEU, Moncada, Valencia, Spain
- ◆ Member of the Spanish Society of Oral Medicine, the Spanish Society of Gerodontology and the Center for Dental Studies of Valencia





Dr. Leyda Menéndez, Ana

- ◆ Degree in Dentistry. Faculty of Medicine and Dentistry, University of Valencia. Spain
- ◆ Postgraduate Course in Dentistry for special patients: Physically and mentally disabled patients and medically compromised patients". Faculty of Medicine and Dentistry, University of Valencia. Spain
- ◆ Postgraduate Course in Pediatric Dentistry. Faculty of Health Sciences. Scientific University of the South. Lima Peru.
- ◆ Postgraduate Course in Pediatric Dentistry. Cayetano Heredia Peruvian University Lima Peru.
- ◆ Doctor in Dentistry, Faculty of Medicine and Dentistry, University of Valencia Spain
- ◆ Associate Professor of the Master's Degree in Comprehensive Pediatric Dentistry. Faculty of Dentistry, CEU - Cardenal Herrera University. Alfara del Patriarca. Valencia Spain
- ◆ Contract pediatric dentist, Clinic of Dentistry, Faculty of Dentistry of the CEU - Cardenal Herrera University. Alfara del Patriarca. Valencia Spain
- ◆ National and International Lecturer
- ◆ Exclusive Practice in Pediatric Dentistry

Dr. González Aranda, Cristina

- ◆ Degree in Dentistry. Complutense University of Madrid
- ◆ PhD in Dentistry Complutense University of Madrid
- ◆ Master's Degree in Pediatric Dentistry. Complutense University of Madrid
- ◆ Master's Degree in Dental Sciences. Complutense University of Madrid
- ◆ Collaborating Professor of the Master's Degree in Pediatric Dentistry. Faculty of Dentistry, Complutense University of Madrid
- ◆ Associate Professor in Pediatric Dentistry. Faculty of Dentistry at the Complutense University of Madrid
- ◆ Exclusive private practice in pediatric dentistry in Madrid (Spain)

Dr. López Zamora, Maria Isabel

- ♦ Exclusive private practice of Pediatric Dentistry
- ♦ Degree in Dentistry. Faculty of Experimental and Health Sciences, Cardenal - Herrera CEU, Moncada, Valencia, Spain
- ♦ Master's Degree in Comprehensive Pediatric Dentistry. Faculty of Experimental and Health Sciences, Cardenal - Herrera CEU, Moncada, Valencia, Spain
- ♦ Master's Degree in Pediatric Dentistry at the CEU Cardenal Herrera University. Moncada, Valencia, Spain
- ♦ Course on Conscious sedation and Advanced life support for dentistry. InsvaCare training center. Paterna, Valencia
- ♦ Course on aesthetic pediatric crowns taught by NuSmile
- ♦ Oral communications at congresses of the Spanish Society of Pediatric Dentistry (SEOP)

Dr. Manzano, Alberto

- ♦ Degree in Dentistry Faculty of Medicine and Dentistry, University of Valencia. Spain
- ♦ Master's Degree in Dental Pathology and Therapeutics. Faculty of Medicine and Dentistry, University of Valencia. Spain
- ♦ University Diploma in Implantology and Oral Rehabilitation. Paris XII University. Faculty of Medicine. Paris France
- ♦ Doctor in Dentistry. Faculty of Medicine and Dentistry, University of Valencia. Spain
- ♦ Executive Program in Management and Marketing for Dental Clinics. E-Universitas
- ♦ Professor in charge of the Endodontics course for the international group at the European University of Valencia
- ♦ Director of the postgraduate course in Management and Direction of Dental Clinics of Plan Synergia
- ♦ Lecturer of courses on Management and Marketing for dental clinics nationwide

Dr. Mut Ronda, Salvador

- ♦ Active pharmacist in a Pharmacy
- ♦ Degree in Pharmacy from the University of Valencia
- ♦ PhD in Pharmacy from the University of Valencia
- ♦ Expert course in Biomedical English at the European University of Valencia
- ♦ Associate Professor of General Pharmacology, Anesthesia, Resuscitation; Human Nutrition and General Pathology I and II (Spanish and English degree) at the Faculty of Health Sciences, Department of Dentistry of the European University of Valencia
- ♦ Author of several publications
- ♦ Director of Undergraduate Final Projects
- ♦ Participation in various specialized training programs in pharmacology

Dr. Muwaquet Rodríguez, Susana

- ♦ Degree in Dentistry. University of Granada
- ♦ Master's Degree in Clinical and Microscopic Endodontics. Murcia Catholic University
- ♦ Master's Degree in Forensic Medicine. Faculty of Medicine and Dentistry, University of Valencia. Spain
- ♦ Expert degree in surgery and prosthesis on implants at the European Center of Orthodontics (CEOSA)
- ♦ PhD in Dentistry University of Granada. Granada, Spain
- ♦ Associate Professor at the European University of Valencia. International Line. Valencia, Spain
- ♦ Member of the Spanish Association of Endodontics (AEDE)
- ♦ Member of the Spanish Society of Conservative and Esthetic Dentistry (SEOC)
- ♦ Spanish Society of Periodontics and Osseointegration (SEPA)
- ♦ Speaker and lecturer of courses at national and international level
- ♦ Author of several article papers, posters and communications.
- ♦ Private Clinical Practice

Dr. Melo Almiñana, Maria Pilar

- ◆ Private practice in Comprehensive dentistry
- ◆ Degree in Dentistry. Faculty of Medicine and Dentistry, University of Valencia. Spain
- ◆ PhD in Dentistry Outstanding Cum Laude. Faculty of Medicine and Dentistry, University of Valencia. Spain
- ◆ Master's Degree in Aesthetic Dentistry Faculty of Medicine and Dentistry, University of Valencia. University-Company foundation (ADEIT). Valencia, Spain
- ◆ Master's Degree in Forensic sciences. Faculty of Medicine and Dentistry, University of Valencia. University-Company foundation (ADEIT). Valencia, Spain
- ◆ Biomaterials teacher, Spanish and English degree. European University of Valencia. Valencia, Spain
- ◆ Associate Professor of Dental Pathology and Therapeutics. Faculty of Medicine and Dentistry, University of Valencia. Valencia, Spain
- ◆ Publication of several scientific articles in JCR journals

Dr. Negre Barber, Adela

- ◆ Private practice in general dentistry
- ◆ Degree in Dentistry. Faculty of Medicine and Dentistry, University of Valencia. Spain
- ◆ PhD in Dentistry Outstanding Cum Laude. Faculty of Medicine and Dentistry, University of Valencia. Spain
- ◆ Master's Degree in Dental Sciences. Faculty of Medicine and Dentistry, University of Valencia. Valencia, Spain
- ◆ Master's Degree in Individual and Community Clinical Dentistry. Faculty of Medicine and Dentistry, University of Valencia. University-Company foundation (ADEIT). Valencia, Spain
- ◆ Author of several scientific articles in impact journals
- ◆ Communications in several Conferences (SESPO, SEOP)
- ◆ Best Novel Communication Award SEOP 2015

Dr. Palma Carrió, Cristina

- ◆ Doctor at the University of Valladolid
- ◆ Diploma in Diagnosis and SEPA Foundation (Madrid)
- ◆ Periodontal treatment
- ◆ Diploma in Rotational and Microscopic Endodontics University of Valencia
- ◆ Master's Degree in Oral Surgery and Implantology University of Valencia
- ◆ Degree in Dentistry University of Valencia
- ◆ Intern in the Department of Oral Surgery during the 5th year

Dr. Pérez Chicote, Víctor

- ◆ Degree in Dentistry 95 -00 at the University of Valencia
- ◆ Cum Laude Doctor in Dentistry from the University of Valencia
- ◆ Master's Degree in Dentistry in Special Patients. University of Valencia
- ◆ Master's Degree in Oral Implantology and Rehabilitation E.S.O.R.I.B
- ◆ University Diploma in Implantology and Maxillofacial Surgery. Fac. de Créteil, Paris
- ◆ Master's Degree in Dental Sciences University of Valencia
- ◆ Postgraduate course in Oral Surgery and Implantology at Univ. of Santa Clara, Cuba
- ◆ Postgraduate course in Advanced Surgery and Zygomatic Implants in Maringá -Brazil
- ◆ Member of SEI
- ◆ Experience: private practice in Valencia since 2000 and teaching training courses in oral surgery and Implantology in a private clinic.

Dr. Ramírez Mendoza, Jeannette

- ◆ Dentist surgeon. Juárez Autonomous University of Tabasco, Villahermosa, Tabasco, Mexico
- ◆ Specialist in Pediatric Dentistry. Juárez Autonomous University of Tabasco. Villahermosa, Tabasco, México
- ◆ Specialist in Dentistry. Mexican Dentistry Association for Teaching and Research
- ◆ Diploma in Dentofacial Orthopedics, AOMEI. Mexico City, Mexico
- ◆ Master's Degree in Medical Education. Higher Institute in Medical Sciences of La Habana, Habana, Cuba
- ◆ Doctor in Education. Iberoamericana University Foundation
- ◆ Diploma in Emotional Intelligence. Center for Human Development- Juárez Autonomous University of Tabasco (CSUM-UJAT), Villahermosa, Tabasco, Mexico
- ◆ Research Professor of the Postgraduate Course in Orthodontics and Pediatric Dentistry. Juárez Autonomous University of Tabasco. Villahermosa, Tabasco, México
- ◆ Certification and Recertification. National Council of Children's Dentistry and National Council of Orthodontics of Mexico
- ◆ Exclusive consultation for Babies, Children and Adolescents

Ms. Limonchi Palacio, Landy Vianey

- ◆ Specialist in Dentistry

Dr. Barreda Ramos, Isai

- ◆ Dental Surgeon, Popular Autonomous University of the State of Puebla (UAEP)
- ◆ Specialty in Orthodontics, UNITEC
- ◆ Research Award 2003 by the Mexican Association of Orthodontics (AMO)

Ms. Cargill Foster, Nelly Ruth

- ◆ Specialist in Dentistry



Dr. Saavedra Marbán, Gloria

- ◆ Degree in Dentistry. Complutense University of Madrid, Spain
- ◆ Master's Degree in Pediatric Dentistry. Complutense University of Madrid, Spain
- ◆ Specialist in Dental Care for children at high biological risk. Complutense University of Madrid. Spain
- ◆ PhD in Dentistry Complutense University of Madrid, Spain
- ◆ Professor at the Master's Degree in Pediatric Dentistry. Complutense University of Madrid, Spain
- ◆ Associate Professor of the Department of Stomatology IV of the Faculty of Dentistry, Complutense University of Madrid, Spain
- ◆ Member of the Pediatric Dentistry Scientific Commission of the Illustrious College of Dentists and Stomatologists of the I Region
- ◆ Private Practice in Pediatric Dentistry

Dr. Sastriques Mateu, Cristina

- ◆ Degree in Dentistry. Faculty of Medicine and Dentistry, University of Valencia. Spain
- ◆ Master's Degree in Endodontics Faculty of Experimental and Health Sciences, Cardenal - Herrera CEU, Moncada, Valencia, Spain
- ◆ Postgraduate course in Implantology and Basic Oral Surgery, Coppel Doctors. Rubber Clinic. Madrid, Spain
- ◆ Expert Degree in Endodontics and Restorative Dentistry. Dr. Hipólito Fabra Clinic Valencia, Spain
- ◆ Conscious Sedation Course. Dentist Council of Barcelona Spain
- ◆ Professor of Pediatric Dentistry. European University of Valencia
- ◆ Member of the Spanish Association of Endodontics (AEDE)
- ◆ Author of Communications and Posters in several Conferences
- ◆ Private Practice in Endodontics and Pediatric Dentistry

Dr. Savall Orts, Maria

- ◆ Degree in Dentistry, Faculty of Medicine and Dentistry, University of Valencia, Spain.
- ◆ Master's Degree in Oral Medicine and Surgery, Faculty of Medicine and Dentistry, University of Valencia, Spain.
- ◆ Master in Aesthetic, Adhesive and Minimally Invasive Dentistry, University of Valencia, Faculty of Medicine and Dentistry, University of Valencia, Spain.
- ◆ Postgraduate course in Occlusion, Temporomandibular Dysfunction and Orofacial Pain by the Catalan Society of Odontology and Stomatology (SCOE)
- ◆ Ad Honorem Adhesive and Minimally Invasive Aesthetic Dentistry Master, Dental Clinic Lluís Alcanyis Foundation, University of Valencia, Valencia, Spain.
- ◆ Private practice in General Dentistry specializing in Oral Medicine and Aesthetic Dentistry.

Dr. Serrano Martínez, Concepción

- ◆ Degree in Medicine and General Surgery. Murcia University. Spain
- ◆ Specialist in Stomatology. Murcia University. Spain
- ◆ Postgraduate Course in Dentistry for the special and medically compromised patient. Faculty of Medicine and Dentistry, University of Valencia. Spain
- ◆ PhD in Medicine and General Surgery. Faculty of Medicine and Dentistry, University of Valencia. Spain
- ◆ National reference specialist. DEBRA Spain Association, for dental care in patients with epidermolysis bullosa
- ◆ Private practice in general dentistry



Dr. Ureña Cirret, Jose Luis

- ◆ Master of Science. (M.S.) Pediatric Dentistry. University of Michigan, Ann Harbor, Mi. USA
- ◆ Dental Surgeon, National Autonomous University of Mexico, Mexico City, Mexico.
- ◆ Mini-residency in adhesive materials. University of Minnesota. Minneapolis, MN. USA
- ◆ Postgraduate Professor of Pediatric Dentistry, Technological University of México (UNITEC), Mexico City, Mexico.
- ◆ Professor of the Degree in Pediatric Dentistry. Faculty of Dentistry, Intercontinental University (UIC), Mexico City, Mexico.
- ◆ Visiting Professor at the Faculty of Dentistry Autonomous University of Tamaulipas, Tampico, Tamps. Mexico
- ◆ Former Director of the Faculty of Dentistry. Faculty of Dentistry, Intercontinental University (UIC), Mexico City, Mexico.
- ◆ Representative of the Mexican Dental Association (ADM) in the program for the accreditation of dental degree programs

Dr. Segarra Ortells, Cristina

- ◆ Specialist in Dentistry



Take the step to get up to date on the latest developments in Current Pediatric Dentistry"

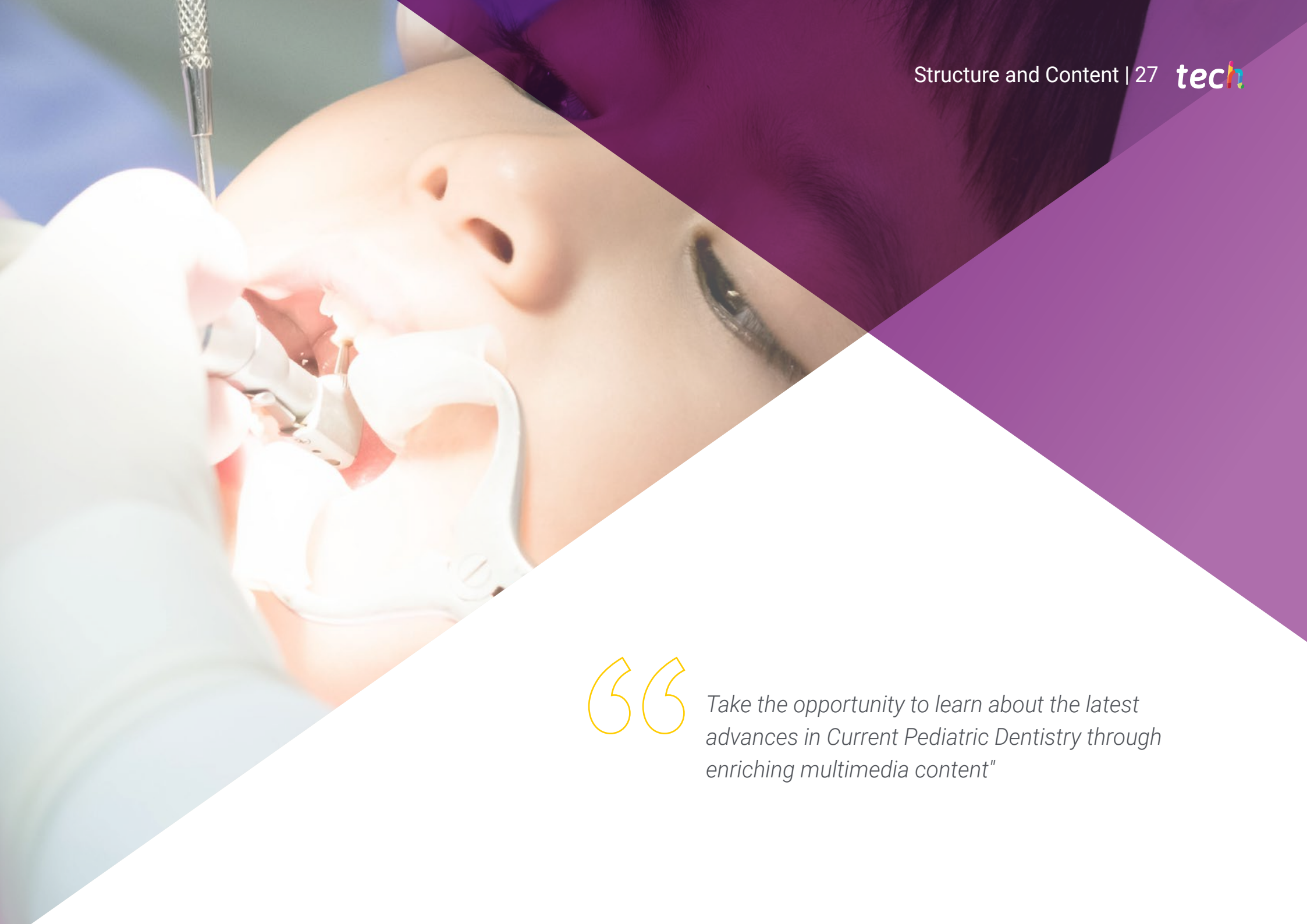
04

Structure and Content

The Relearning system, based on the reiteration of contents, facilitates the progression of students through the Postgraduate Certificate in a more natural and agile way. With this system, the dental professional will be introduced to this university education.

An intensive program made up of video summaries, specialized readings, interactive diagrams and real clinical cases, which will allow you to keep abreast of the latest developments in Pediatric Dentistry. You will learn in depth about dental identification systems, radiological examination and complementary tests or clinical examination in pediatric dentistry.





“

Take the opportunity to learn about the latest advances in Current Pediatric Dentistry through enriching multimedia content”

Module 1. Pediatric Dentistry: Basics

- 1.1. Introduction to Pediatric Dentistry
 - 1.1.1. What Is Pediatric Dentistry and What Is the Role of the Pediatric Dentist in Current Dentistry?
 - 1.1.2. Vision and Objectives of the Pediatric Dentist
 - 1.1.3. Historical Evolution of Pediatric Dentistry
 - 1.1.4. Comprehensive Care of the Pediatric Patient
 - 1.1.5. Differences Between Pediatric Dentistry and Other Dental Specialities. Differences between Pediatric and Adult Patients
 - 1.1.6. Characteristics of an "Ideal" Pediatric Dentist and the Future Challenges of Pediatric Dental Care
- 1.2. Clinical Examination in Pediatric Dentistry
 - 1.2.1. First Visit in Pediatric Dentistry: Objectives, Requirements and Tools
 - 1.2.2. Medical history Objective, Fundamentals and Structure
 - 1.2.3. Clinical Examination Objective, Characteristics and Structure
 - 1.2.4. Extraoral Clinical Examination
 - 1.2.5. Intraoral Clinical Examination
 - 1.2.6. Oral Hygiene Evaluation
 - 1.2.7. Diet Evaluation
- 1.3. Radiological Examination and Complementary Tests
 - 1.3.1. Radiological Tests
 - 1.3.1.1. Advantages Types
 - 1.3.1.2. Extraoral X-Rays: Extraoral X-Rays: Lateral Skull Orthopantomography, Wrist X-ray: Objectives
 - 1.3.1.3. Advantages Indicated Time of Execution and Disadvantages
 - 1.3.1.4. Intraoral X-Rays. Bitewing, Periapical and Occlusal X-Rays: Objectives, Indications, Advantages, Disadvantages and Materials Criteria: Age and Risk of Caries
 - 1.3.2. Complementary Tests
 - 1.3.2.1. Laboratory Tests Uses
 - 1.3.2.2. Study Models: Indications
 - 1.3.2.3. Clinical Images: Advantages
- 1.4. Diagnosis and Treatment Plan
 - 1.4.1. The Diagnostic Process. Concept
 - 1.4.2. Information: Need and Requirement
 - 1.4.3. Provisional Diagnosis, Differential Diagnosis and Definitive Diagnosis
 - 1.4.4. Therapeutic Process: Objectives
 - 1.4.5. Adequate Treatment: Rationale, Requirements, Objectives and Phases
 - 1.4.5.1. Immediate Phase (Urgent Measures)
 - 1.4.5.2. Systemic Phase (Medical Alerts)
 - 1.4.5.3. Preparatory Phase (Preventive Measures)
 - 1.4.5.4. Corrective Phase (Operative Dentistry)
 - 1.4.5.5. Maintenance Phase
 - 1.4.5.6. Schedule or Planning by Appointments: Importance
- 1.5. Chronology and Morphology of Primary and Permanent Dentition, Eruption and Dental Occlusion
 - 1.5.1. Chronology of Human Dentition. Importance
 - 1.5.2. Nolla's Phases of Dental Development
 - 1.5.3. Morphology of Temporary Dentition. Importance Features
 - 1.5.4. Differences Between Temporary (TT) and Permanent Teeth (PT)
 - 1.5.5. General Characteristics of the Temporal Incisor Group
 - 1.5.6. Clinical Repercussions of the Differences Between TT and PT
 - 1.5.7. General Characteristics of the Temporal Canine Group
 - 1.5.8. General Characteristics of the Temporal Molar Group
- 1.6. Nomenclature and Dental Identification Systems
 - 1.6.1. Introduction
 - 1.6.2. Guide for the Identification of Teeth. Shape and Color, Presence of Mamelons, Eruption Status, Chronological Age and History of Premature Extractions
 - 1.6.3. Primary and Permanent Dentition Nomenclature
 - 1.6.4. Dental Identification Systems
 - 1.6.4.1. International System or FDI
 - 1.6.4.2. Universal or American System
 - 1.6.4.3. Zsigmondy or Palmer System
 - 1.6.4.4. Haderup or German System



“

This program is designed to help you update your knowledge in current pediatric dentistry, with the use of the latest educational technology”

05

Methodology

This academic program offers students a different way of learning. Our methodology uses a cyclical learning approach: **Relearning**.

This teaching system is used, for example, in the most prestigious medical schools in the world, and major publications such as the **New England Journal of Medicine** have considered it to be one of the most effective.





“

Discover Relearning, a system that abandons conventional linear learning, to take you through cyclical teaching systems: a way of learning that has proven to be extremely effective, especially in subjects that require memorization"

At TECH we use the Case Method

In a given situation, what should a professional do? Throughout the program, students will face multiple simulated clinical cases, based on real patients, in which they will have to do research, establish hypotheses, and ultimately resolve the situation. There is an abundance of scientific evidence on the effectiveness of the method. Specialists learn better, faster, and more sustainably over time.

With TECH you will experience a way of learning that is shaking the foundations of traditional universities around the world.



According to Dr. Gervas, the clinical case is the annotated presentation of a patient, or group of patients, which becomes a "case", an example or model that illustrates some peculiar clinical component, either because of its teaching power or because of its uniqueness or rarity. It is essential that the case is based on current professional life, trying to recreate the real conditions in the dentist's professional practice.

“

Did you know that this method was developed in 1912, at Harvard, for law students? The case method consisted of presenting students with real-life, complex situations for them to make decisions and justify their decisions on how to solve them. In 1924, Harvard adopted it as a standard teaching method”

The effectiveness of the method is justified by four fundamental achievements:

1. Dentists who follow this method not only grasp concepts, but also develop their mental capacity by means of exercises to evaluate real situations and apply their knowledge.
2. Learning is solidly translated into practical skills that allow the student to better integrate into the real world.
3. Ideas and concepts are understood more efficiently, given that the example situations are based on real-life.
4. Students like to feel that the effort they put into their studies is worthwhile. This then translates into a greater interest in learning and more time dedicated to working on the course.

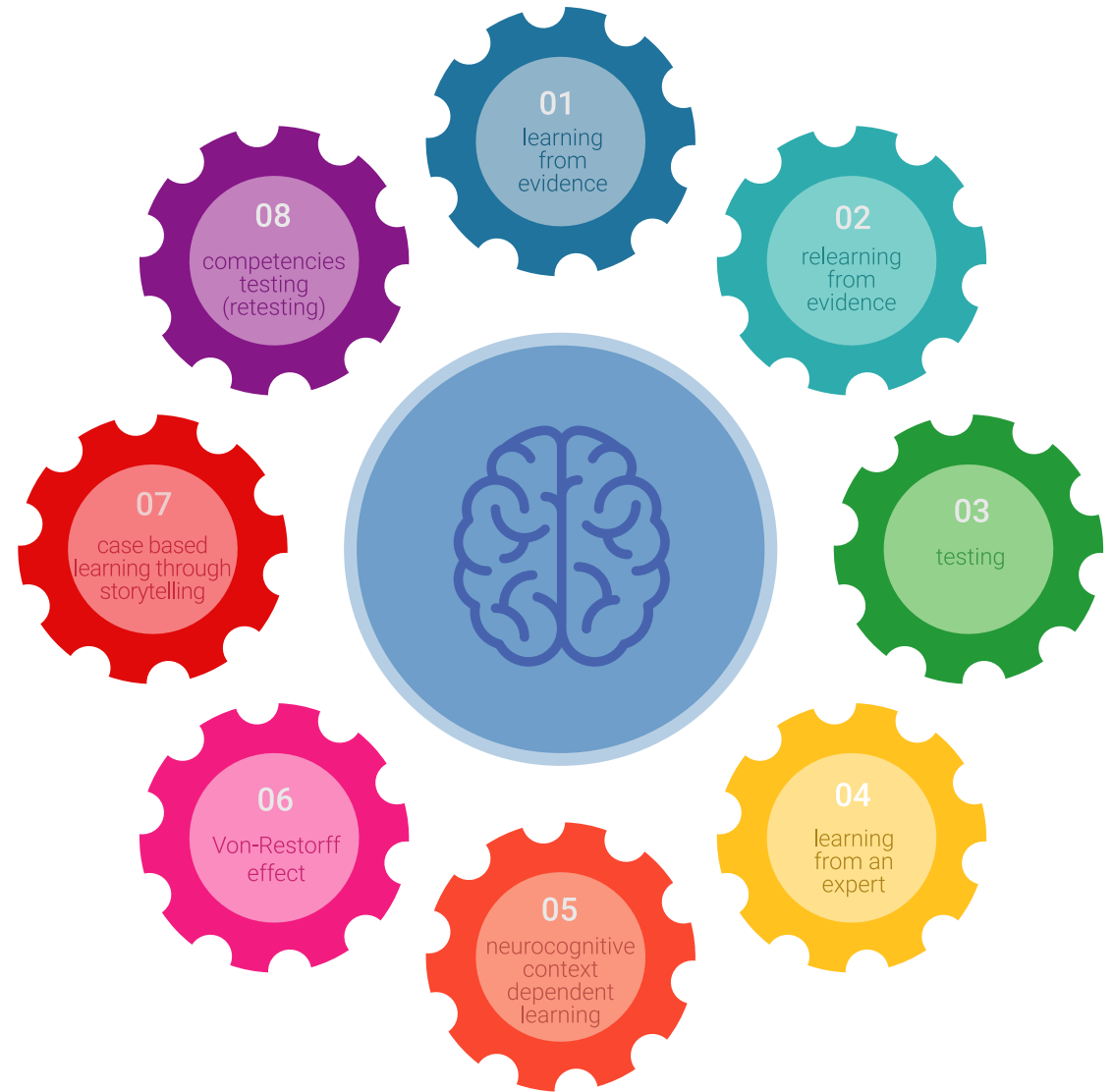


Relearning Methodology

At TECH we enhance the case method with the best 100% online teaching methodology available: Relearning.

This university is the first in the world to combine the study of clinical cases with a 100% online learning system based on repetition, combining a minimum of 8 different elements in each lesson, a real revolution with respect to the mere study and analysis of cases.

The student will learn through real cases and by solving complex situations in simulated learning environments. These simulations are developed using state-of-the-art software to facilitate immersive learning.



At the forefront of world teaching, the Relearning method has managed to improve the overall satisfaction levels of professionals who complete their studies, with respect to the quality indicators of the best online university (Columbia University).

With this methodology we have trained more than 115,000 dentists with unprecedented success, in all specialties regardless of the workload. Our pedagogical methodology is developed in a highly competitive environment, with a university student body with a strong socioeconomic profile and an average age of 43.5 years old.

Relearning will allow you to learn with less effort and better performance, involving you more in your training, developing a critical mindset, defending arguments, and contrasting opinions: a direct equation for success.

In our program, learning is not a linear process, but rather a spiral (learn, unlearn, forget, and re-learn). Therefore, we combine each of these elements concentrically.

The overall score obtained by TECH's learning system is 8.01, according to the highest international standards.



This program offers the best educational material, prepared with professionals in mind:



Study Material

All teaching material is produced by the specialists who teach the course, specifically for the course, so that the teaching content is highly specific and precise.

These contents are then applied to the audiovisual format, to create the TECH online working method. All this, with the latest techniques that offer high quality pieces in each and every one of the materials that are made available to the student.



Educational Techniques and Procedures on Video

TECH introduces students to the latest techniques, the latest educational advances, and to the forefront of medical techniques. All of this in direct contact with students and explained in detail so as to aid their assimilation and understanding. And best of all, you can watch the videos as many times as you like.



Interactive Summaries

The TECH team presents the contents attractively and dynamically in multimedia lessons that include audio, videos, images, diagrams, and concept maps in order to reinforce knowledge.

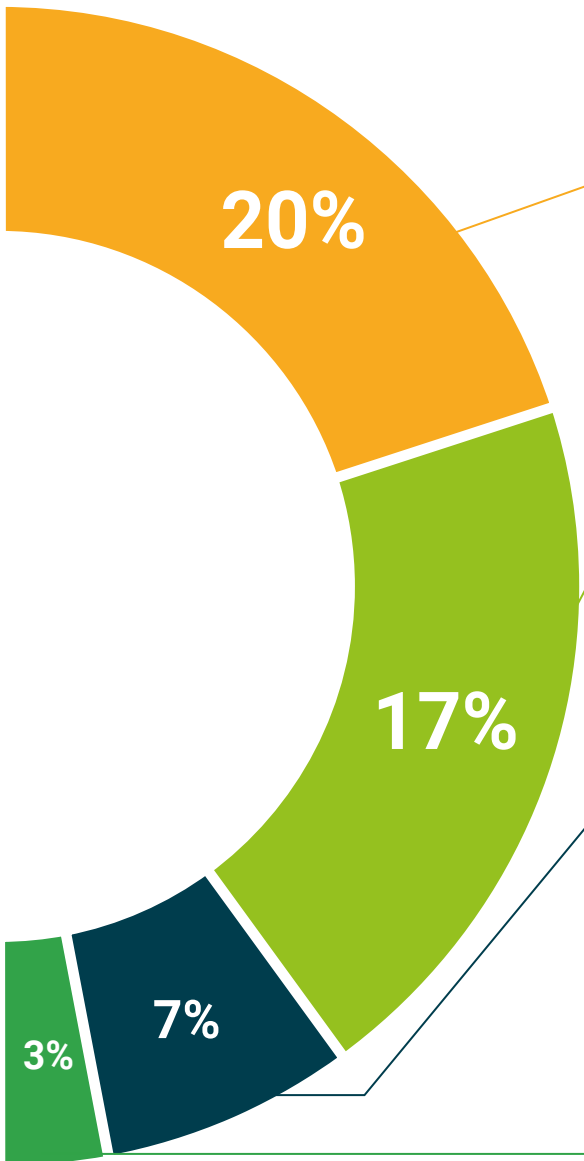
This exclusive educational system for presenting multimedia content was awarded by Microsoft as a "European Success Story".



Additional Reading

Recent articles, consensus documents and international guidelines, among others. In TECH's virtual library, students will have access to everything they need to complete their course.





Expert-Led Case Studies and Case Analysis

Effective learning ought to be contextual. Therefore, TECH presents real cases in which the expert will guide students, focusing on and solving the different situations: a clear and direct way to achieve the highest degree of understanding.



Testing & Retesting

We periodically evaluate and re-evaluate students' knowledge throughout the program, through assessment and self-assessment activities and exercises, so that they can see how they are achieving their goals.



Classes

There is scientific evidence suggesting that observing third-party experts can be useful.
Learning from an Expert strengthens knowledge and memory, and generates confidence in future difficult decisions.



Quick Action Guides

TECH offers the most relevant contents of the course in the form of worksheets or quick action guides. A synthetic, practical, and effective way to help students progress in their learning.



06

Certificate

The Postgraduate Certificate in Current Pediatric Dentistry guarantees you, in addition to the most rigorous and updated training, access to a Postgraduate Certificate issued by TECH Technological University.





“

*Successfully complete this program
and receive your university degree
without travel or laborious paperwork”*

This **Postgraduate Certificate in Current Pediatric Dentistry** contains the most complete and updated scientific program on the market.

After the student has passed the assessments, they will receive their corresponding **Postgraduate Certificate** issued by **TECH Technological University** via tracked delivery*.

The certificate issued by **TECH Technological University** will reflect the qualification obtained in the Postgraduate Certificate, and meets the requirements commonly demanded by labor exchanges, competitive examinations, and professional career evaluation committees.

Title: **Postgraduate Certificate in Current Pediatric Dentistry**

Official N° of hours: **150 h.**



*Apostille Convention. In the event that the student wishes to have their paper certificate issued with an apostille, TECH EDUCATION will make the necessary arrangements to obtain it, at an additional cost.

future

health confidence people

education information tutors

guarantee accreditation teaching

institutions technology learning

community commitment

tech technological
university

personalized service innovation

knowledge present quality

Postgraduate
Certificate

Current Pediatric
Dentistry

online training
development languages

virtual classroom

- » Modality: Online
- » Duration: 2 months
- » Certificate: TECH Technological University
- » Dedication: : 16h/week
- » Schedule: at your own pace
- » Exams: online

Postgraduate Certificate Current Pediatric Dentistry

