

# Postgraduate Certificate

## Clinical Management of Special Patients with Oral Pathology





## Postgraduate Certificate Clinical Management of Special Patients with Oral Pathology

- » Modality: online
- » Duration: 6 weeks
- » Certificate: TECH Technological University
- » Dedication: 16h/week
- » Schedule: at your own pace
- » Exams: online

Website: [www.techtute.com/in/dentistry/postgraduate-certificate/clinical-management-special-patients-oral-pathology](http://www.techtute.com/in/dentistry/postgraduate-certificate/clinical-management-special-patients-oral-pathology)

# Index

01

Introduction

---

*p. 4*

02

Objectives

---

*p. 8*

03

Course Management

---

*p. 12*

04

Structure and Content

---

*p. 16*

05

Methodology

---

*p. 20*

06

Certificate

---

*p. 28*

# 01

# Introduction

In their daily practice, dentists are confronted with special patients with various pathologies and oral diseases. Therefore, their diagnosis and treatment must be carried out safely to avoid possible errors and contraindications. Students who want to specialize in this field should not think twice and get trained through this comprehensive program of the highest academic level.





“

*We offer you the opportunity to take this highly academic program to acquire a better level of education"*

The Postgraduate Certificate in Clinical Management of Special Patients with Oral Pathology focuses on the in-depth knowledge of something as routine and frequent as systemic pathologies, of which the dentist must be aware in order to perform even the simplest procedures. In addition, it is essential to know the association of oral manifestations with these pathologies in order to develop an appropriate treatment plan, avoiding collateral damage or even making the patient aware of less known pathologies

In this way, the dentist's pragmatic, decisive, diagnostic and research skills will be encouraged, as well as the teaching process to expand their knowledge. This is particularly useful when treating any type of patient, especially with the increasing incidence of these pathologies due to current lifestyles, stress, external agents and other secondary factors, or the possible injuries derived from them.

On the other hand, we will also analyze the protocol of action in case of allergic reactions, as well as the indication and contraindication of different treatments depending on the patient's base, where besides seeing an extensive classification of these conditions, we will study allergic reactions in depth, as well as how to prevent and detect anaphylactic shock, the first cause of concern in the clinic.

This academic program is characterized by its dynamic methodology that intersperses clinical cases for the student to identify and associate the explained subject matter with its corresponding image, as well as questionnaires to evaluate the student's knowledge and test them, bringing the dentist as close as possible to those situations that will be presented daily in the office to be able to focus and manage them in a coordinated, efficient and planned way, all mediated by working professionals who will help during the learning process to achieve a complete preparation in all aspects.

This **Postgraduate Certificate in Clinical Management of Special Patients with Oral Pathology** contains the most complete and up-to-date scientific program on the market.

The most important features include:

- The development of clinical cases presented by experts in oral medicine
- The graphic, schematic and practical contents of the course are designed to provide all the essential information required for professional practice
- Exercises where the self-assessment process can be carried out to improve learning
- Algorithm-based interactive learning system for decision making for the orally impaired patient
- Theoretical lessons, questions to the expert, debate forums on controversial topics, and individual reflection assignments
- Content that is accessible from any fixed or portable device with an Internet connection



*The only way you can ensure that you provide your patients with accurate advice in the field of oral medicine is through specialization"*

“

*This Postgraduate Certificate is the best investment you can make in the selection of a refresher program for two reasons: in addition to updating your knowledge in Clinical Management of Special Patients with Oral Pathology, you will obtain a qualification from TECH Technological University"*

Its teaching staff includes professionals belonging to the field of oral medicine, who contribute their work experience to this education, in addition to renowned specialists from reference societies and prestigious universities.

The multimedia content, developed with the latest educational technology, will provide the professional with situated and contextual learning, i.e., a simulated environment that will provide immersive training programmed to train in real situations.

This program is designed around Problem-Based Learning, whereby the professional must try to solve the different professional practice situations that arise throughout the program. To do so, the professional will be assisted by an innovative system of interactive videos made by recognized experts in Clinical Management of Special Patients with Oral Pathology, and with great experience.

*The Postgraduate Certificate allows you to exercise in simulated environments that provide an immersive learning program in order to train in real situations.*

*This 100% online program will allow you to balance your studies with your professional work while increasing your knowledge in this field.*



# 02 Objectives

The Postgraduate Certificate in Clinical Management of Special Patients with Oral Pathology is designed to facilitate the dentist's actions when dealing with patients with oral health problems, generating a sense of security that will allow them to be more effective in their daily practice.





“

*This refresher program will provide you with a sense of confidence in your daily work, which will help you grow both personally and professionally”*



## General Objectives

---

- ◆ Get an extensive theoretical update in a comprehensive framework covering injuries, diagnosis, prevention, treatment and rehabilitation
- ◆ Encourage problem solving and critical thinking through practical cases applicable to working life, , strengthening the professional's confidence when expressing themselves and their autonomy as a healthcare professional
- ◆ Support empathy and multidisciplinary treatment, emphasizing that as a professional one must have a global vision of the patient's state of health in order to avoid possible repercussions secondary to misinformation
- ◆ Promote evidence-based knowledge and to learn to see beyond dental pathology by expanding its diagnostic protocol for the early detection of serious pathologies such as oral cancer
- ◆ Integrate a technical and theoretical practice in the daily treatment knowing how to approach complex cases related to systemic diseases or adjacent pathologies of the patient through sessions and clinical cases mediated by quality audiovisual means
- ◆ Obtain advanced medical knowledge that will enable you excel in the healthcare field by correctly interpreting data and tests through the understanding and application of knowledge that encompasses the patient's health holistically
- ◆ Improve public speaking and communication skills so that the receiver of the message, regardless of whether they know the subject matter, is able to fully understand the professional's explanation, as well as prioritize ethics and a sense of morality when dealing with a case





## Specific Objectives

---

- Delve deeper into the different types of systemic diseases through a classification applied to dental skills
- Gain in-depth knowledge of the different systemic alterations, updating knowledge about them for their clinical detection
- Specialize in the various types of medical pathologies that may arise in daily practice in order to avoid sequelae or complications when practicing dentistry
- Know how to manage, prevent and act in case of anaphylactic shock, and learn its main characteristics
- Attain in-depth knowledge of the secondary lesions, as well as the treatments that polymedicated patients must undergo and their pharmacological interactions according to the means of treatment (anesthesia, bleeding, etc.)
- Learn to follow an established protocol for dealing with complex cases
- Improve professional communication and anamnesis skills in order to gather vital information for adequate practice
- Learn palliative and quality of life improvement techniques for patients undergoing oncologic treatment



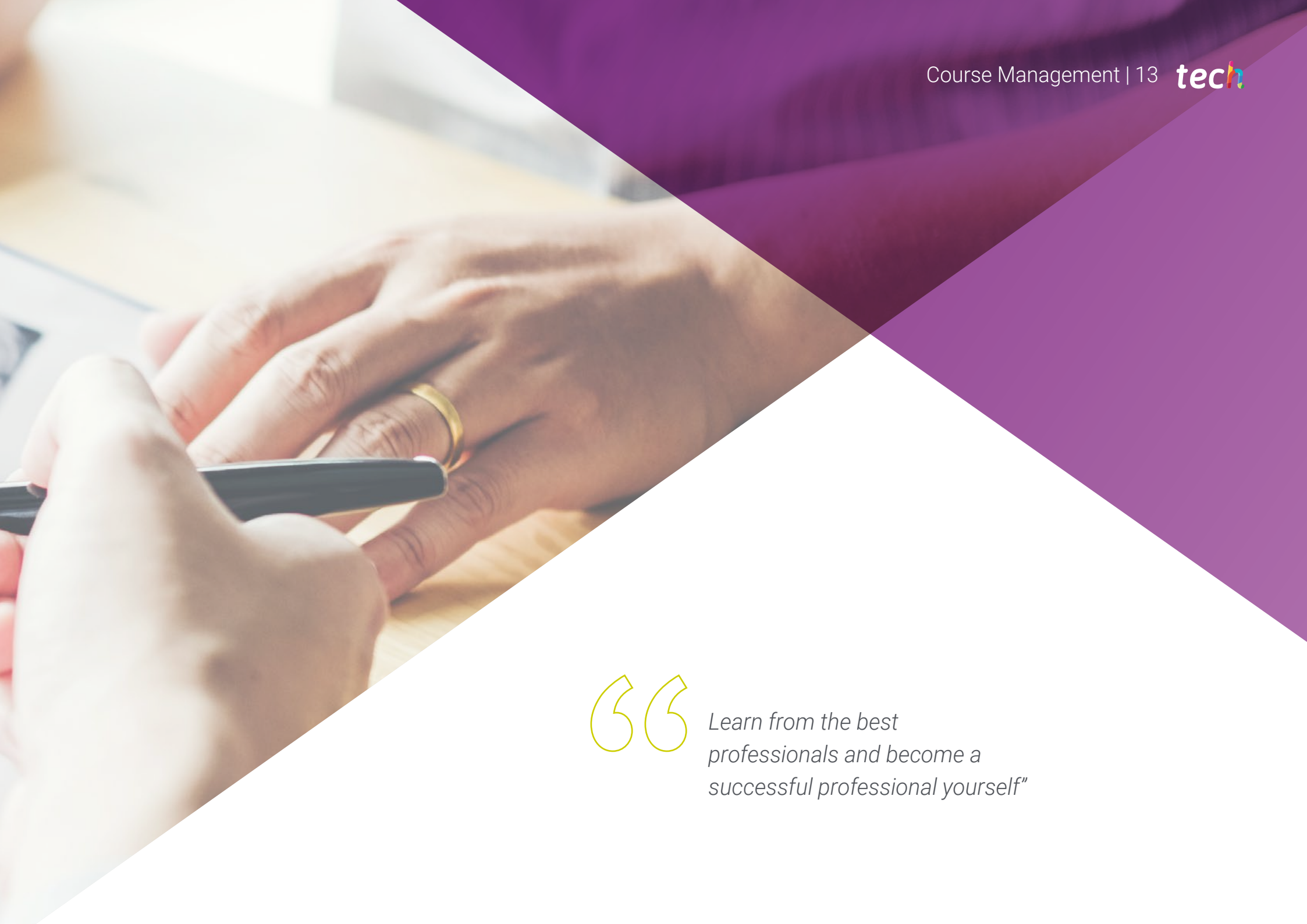
*Take the step to get up to speed on the latest developments in oral medicine"*

03

# Course Management

Our teaching team, experts in oral medicine, have a wide range of expertise in the profession and are highly qualified professionals with years of teaching experience who have come together to help you give your profession a boost. To this end, they have developed this Postgraduate Certificate with recent innovations in the subject that will allow you to train and improve your skills in this sector.





“

*Learn from the best  
professionals and become a  
successful professional yourself”*

## Management



### Dr Sánchez Sánchez, Almudena

- ♦ Founding Partner, Medical Director, SMILE FACTORY Clinic, Advanced Dentistry, Since 2014
- ♦ Daily clinical practice of Oral Surgery, Implantology, Oral Medicine, Periodontics and Implantoprosthodontics since 2006
- ♦ Degree in Dentistry from the European University of Madrid UEM, 2001-2006
- ♦ Professional Master's Degree in Oral Surgery and Implantology, (Hospital Universitario de Madrid) 2010-2013
- ♦ Master's Degree in Oral Medicine, UCM, 2006-2007
- ♦ Member of the Spanish Society of Oral Medicine (SEMO), 2007-Present
- ♦ Member of the Spanish Society of Oral Laser (SELO), 2019

## Professors

### Dr Lizaur Ajuria, Bárbara

- ♦ Implantologist and Implant Prosthetist at Dr. Bárbara Lizaur Dental Clinic, Madrid Since 2015
- ♦ Degree in Dentistry from the Complutense University Madrid (2001 - 2006)
- ♦ Master's Degree in Oral Surgery and Implantology, Hospital de Madrid (2009-2012)
- ♦ Specialization in Oral Medicine from Complutense University, Madrid (2008-2009)
- ♦ Course in Periodontal and Peri-Implant Plastic Surgery at the Complutense University of Madrid (2018-19)
- ♦ Collaborating Professor in Professional Master's Degree in Oral Surgery, Periodontics and Implantoprosthodontics, IPAO Center (Madrid), Since 2018
- ♦ Implantologist and Implant Prosthetist at Dr. Bárbara Lizaur Uriol (Madrid), Since 2017



# 04

# Structure and Content

The structure of the contents has been designed by a team of professionals knowledgeable about the implications of the study in daily practice, aware of the current relevance of learning in oral medicine; and committed to quality teaching through new educational technologies.





“

*We have the most complete and up-to-date programme on the market. We seek excellence and we want to help you achieve it too"*

## Module 1. Special Patients: Relation between Systemic Diseases and Oral Pathologies

- 1.1. Hematologic Alterations
  - 1.1.1. Introduction
  - 1.1.2. Red Series Diseases
    - 1.1.2.1. Anaemia
    - 1.1.2.2. Polyglobulia
  - 1.1.3. White Blood Cell Diseases
    - 1.1.3.1. Transplant Recipients: Before and After
    - 1.1.3.2. HIV
    - 1.1.3.3. Oncology Patients
    - 1.1.3.4. Immunosuppressive Therapy for Autoimmune Pathology
  - 1.1.4. Coagulation Alterations
    - 1.1.4.1. Pharmacological Anticoagulants
    - 1.1.4.2. Hemophilia
    - 1.1.4.3. Secondary to Other Pathologies
  - 1.1.5. Langerhans cell histiocytosis
- 1.2. Endocrine Disorders
  - 1.2.1. Introduction
  - 1.2.2. Glands and Organs
    - 1.2.2.1. Adrenal Gland
    - 1.2.2.2. Pancreas
    - 1.2.2.3. Kidneys
    - 1.2.2.4. Brain
    - 1.2.2.5. Genital System
  - 1.2.3. Endocrine-Metabolic Pathology
  - 1.2.4. Dialysis
  - 1.2.5. Adrenal Insufficiency
    - 1.2.5.1. Primary: Addison's Disease
    - 1.2.5.2. Secondary
  - 1.2.6. Diabetes Mellitus
    - 1.2.6.1. Types
    - 1.2.6.2. Protocol
    - 1.2.6.3. Hemochromatosis or Bronzed Diabetes
  - 1.2.7. Thyroid Pathology
    - 1.2.7.1. Hyperthyroidism
    - 1.2.7.2. Hypothyroidism
    - 1.2.7.3. Tumours
- 1.3. Digestive Alterations
  - 1.3.1. Anatomy
  - 1.3.2. Crohn's Disease
  - 1.3.3. Ulcerative Colitis
  - 1.3.4. Gastroesophageal Reflux
  - 1.3.5. Hepatopathy or Liver Disease
  - 1.3.6. Uremic Stomatitis
  - 1.3.7. Related Oral Pathology and Treatment
  - 1.3.8. Prevention
- 1.4. Pulmonary Alterations
  - 1.4.1. Anatomy
  - 1.4.2. Types and Diagnostic Tests
  - 1.4.3. COPD
  - 1.4.4. Wegner Disease
  - 1.4.5. Sarcoidosis
  - 1.4.6. Related Oral Pathology
  - 1.4.7. Action Protocol
- 1.5. Cardiovascular Problems
  - 1.5.1. Circulatory System
  - 1.5.2. Valvulopathies
  - 1.5.3. Cardiomyopathies
  - 1.5.4. Pericardiopathies

- 1.5.5. Aorta Diseases
- 1.5.6. Hypertension
- 1.5.7. Action Protocol
  - 1.5.7.1. Antibiotic Prophylaxis
  - 1.5.7.2. Anesthesia
- 1.6. Neurological Alterations:
  - 1.6.1. Nervous System
    - 1.6.1.1. Central
    - 1.6.1.2. Peripheral
  - 1.6.2. Cerebrovascular Diseases.
  - 1.6.3. Cerebrovascular Accidents
    - 1.6.3.1. Hemorrhagic
    - 1.6.3.2. Ischemic
  - 1.6.4. Epilepsy
  - 1.6.5. Related Oral Pathology
  - 1.6.6. Prevention
  - 1.6.7. Action Protocol
- 1.7. Dependent Patients
  - 1.7.1. Types
  - 1.7.2. Geriatric Patient
  - 1.7.3. Addicted Patients
    - 1.7.3.1. Tobacco
    - 1.7.3.2. Alcohol
    - 1.7.3.3. Drugs
    - 1.7.3.4. Drugs:
    - 1.7.3.5. Unhealthy Habits
  - 1.7.4. Disability
    - 1.7.4.1. Intellectual
    - 1.7.4.2. Sensory
    - 1.7.4.3. Motor
  - 1.7.5. Related Oral Pathology
  - 1.7.6. Prevention
  - 1.7.7. Action Protocol
- 1.8. Pregnancy
  - 1.8.1. Definition
  - 1.8.2. Nursing
  - 1.8.3. Related Oral Pathology
    - 1.8.3.1. Gingivitis
    - 1.8.3.2. Pyogenic Granuloma
    - 1.8.3.3. Cavities
    - 1.8.3.4. Periodontal Disease
  - 1.8.4. Dental Emergencies
  - 1.8.5. Prevention
  - 1.8.6. Action Protocol
- 1.9. Emergencies
  - 1.9.1. Cognitive Alterations
  - 1.9.2. Respiratory Alterations
  - 1.9.3. Cardiac Alterations
  - 1.9.4. Allergies.
  - 1.9.5. Thoracic or Abdominal Pain
  - 1.9.6. Anaphylactic Shock
  - 1.9.7. Action Protocol
- 1.10. Oncology Patients
  - 1.10.1. Definition
  - 1.10.2. Types of Treatment
    - 1.10.2.1. Radiotherapy
    - 1.10.2.2. Chemotherapy
    - 1.10.2.3. Brachytherapy
    - 1.10.2.4. Surgical
  - 1.10.3. Oncologic Treatment Phases
  - 1.10.4. Related Oral Pathology
  - 1.10.5. Prevention
  - 1.10.6. Action Protocol

05

# Methodology

*This academic program offers students a different way of learning. Our methodology uses a cyclical learning approach: **Relearning.***

This teaching system is used, for example, in the most prestigious medical schools in the world, and major publications such as the **New England Journal of Medicine** have considered it to be one of the most effective.





“

*Discover Relearning, a system that abandons conventional linear learning, to take you through cyclical teaching systems: a way of learning that has proven to be extremely effective, especially in subjects that require memorization"*

## At TECH we use the Case Method

In a given situation, what should a professional do? Throughout the program, students will face multiple simulated clinical cases, based on real patients, in which they will have to do research, establish hypotheses, and ultimately resolve the situation. There is an abundance of scientific evidence on the effectiveness of the method. Specialists learn better, faster, and more sustainably over time.

*With TECH you will experience a way of learning that is shaking the foundations of traditional universities around the world.*



According to Dr. Gervas, the clinical case is the annotated presentation of a patient, or group of patients, which becomes a "case", an example or model that illustrates some peculiar clinical component, either because of its teaching power or because of its uniqueness or rarity. It is essential that the case is based on current professional life, trying to recreate the real conditions in the dentist's professional practice.

“

*Did you know that this method was developed in 1912, at Harvard, for law students? The case method consisted of presenting students with real-life, complex situations for them to make decisions and justify their decisions on how to solve them. In 1924, Harvard adopted it as a standard teaching method”*

The effectiveness of the method is justified by four fundamental achievements:

1. Dentists who follow this method not only grasp concepts, but also develop their mental capacity by means of exercises to evaluate real situations and apply their knowledge.
2. Learning is solidly translated into practical skills that allow the student to better integrate into the real world.
3. Ideas and concepts are understood more efficiently, given that the example situations are based on real-life.
4. Students like to feel that the effort they put into their studies is worthwhile. This then translates into a greater interest in learning and more time dedicated to working on the course.



## Relearning Methodology

At TECH we enhance the case method with the best 100% online teaching methodology available: Relearning.

This university is the first in the world to combine the study of clinical cases with a 100% online learning system based on repetition, combining a minimum of 8 different elements in each lesson, a real revolution with respect to the mere study and analysis of cases.

*The student will learn through real cases and by solving complex situations in simulated learning environments. These simulations are developed using state-of-the-art software to facilitate immersive learning.*





At the forefront of world teaching, the Relearning method has managed to improve the overall satisfaction levels of professionals who complete their studies, with respect to the quality indicators of the best online university (Columbia University).

With this methodology we have trained more than 115,000 dentists with unprecedented success, in all specialties regardless of the workload. Our pedagogical methodology is developed in a highly competitive environment, with a university student body with a strong socioeconomic profile and an average age of 43.5 years old.

*Relearning will allow you to learn with less effort and better performance, involving you more in your training, developing a critical mindset, defending arguments, and contrasting opinions: a direct equation for success.*

In our program, learning is not a linear process, but rather a spiral (learn, unlearn, forget, and re-learn). Therefore, we combine each of these elements concentrically.

The overall score obtained by TECH's learning system is 8.01, according to the highest international standards.



This program offers the best educational material, prepared with professionals in mind:



#### Study Material

All teaching material is produced by the specialists who teach the course, specifically for the course, so that the teaching content is highly specific and precise.

These contents are then applied to the audiovisual format, to create the TECH online working method. All this, with the latest techniques that offer high quality pieces in each and every one of the materials that are made available to the student.



#### Educational Techniques and Procedures on Video

TECH introduces students to the latest techniques, the latest educational advances, and to the forefront of medical techniques. All of this in direct contact with students and explained in detail so as to aid their assimilation and understanding. And best of all, you can watch the videos as many times as you like.



#### Interactive Summaries

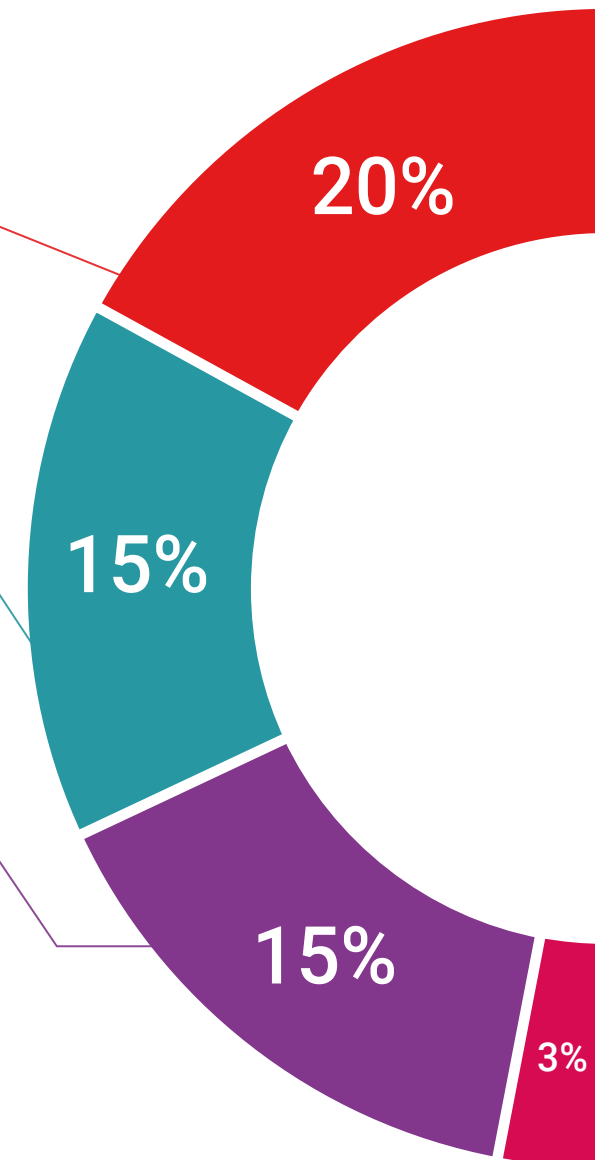
The TECH team presents the contents attractively and dynamically in multimedia lessons that include audio, videos, images, diagrams, and concept maps in order to reinforce knowledge.

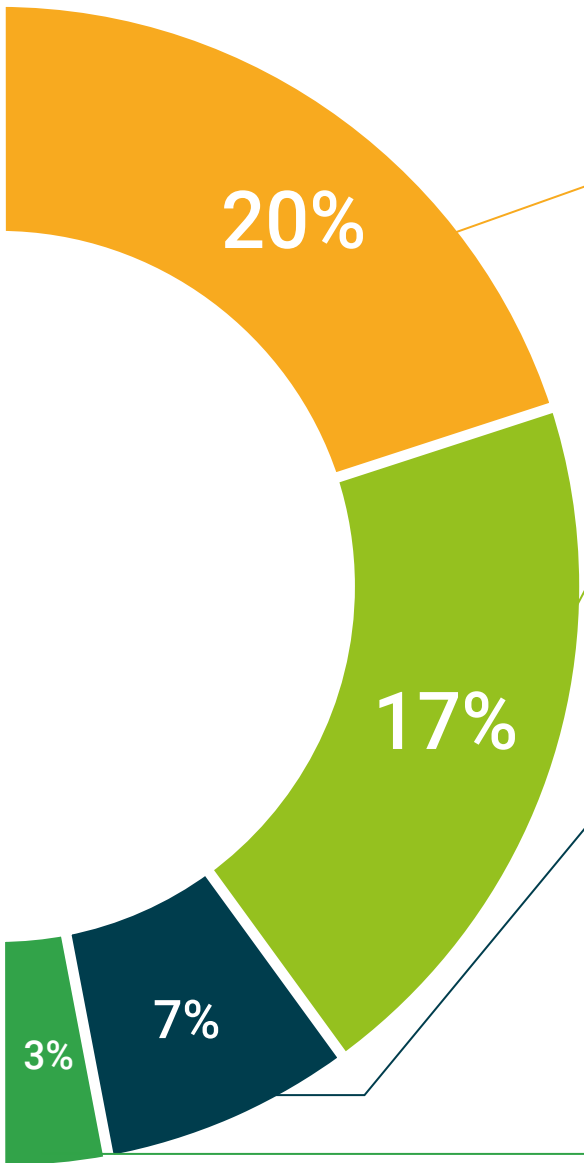
This exclusive educational system for presenting multimedia content was awarded by Microsoft as a "European Success Story".



#### Additional Reading

Recent articles, consensus documents and international guidelines, among others. In TECH's virtual library, students will have access to everything they need to complete their course.





**Expert-Led Case Studies and Case Analysis**

Effective learning ought to be contextual. Therefore, TECH presents real cases in which the expert will guide students, focusing on and solving the different situations: a clear and direct way to achieve the highest degree of understanding.



**Testing & Retesting**

We periodically evaluate and re-evaluate students' knowledge throughout the program, through assessment and self-assessment activities and exercises, so that they can see how they are achieving their goals.



**Classes**

There is scientific evidence suggesting that observing third-party experts can be useful.  
Learning from an Expert strengthens knowledge and memory, and generates confidence in future difficult decisions.



**Quick Action Guides**

TECH offers the most relevant contents of the course in the form of worksheets or quick action guides. A synthetic, practical, and effective way to help students progress in their learning.



06

# Certificate

The Postgraduate Certificate in Clinical Management of Special Patients with Oral Pathology guarantees students, in addition to the most rigorous and up-to-date education, access to a Postgraduate Certificate issued by TECH Technological University.





“

*Successfully complete this program and receive your university qualification without having to travel or fill out laborious paperwork”*

This **Postgraduate Certificate in Clinical Management of Special Patients with Oral Pathology** contains the most complete and up-to-date scientific program on the market.

After the student has passed the assessments, they will receive their corresponding **Postgraduate Certificate** issued by **TECH Technological University** via tracked delivery\*.

The certificate issued by **TECH Technological University** will reflect the qualification obtained in the **Postgraduate Certificate**, and meets the requirements commonly demanded by labor exchanges, competitive examinations and professional career evaluation committees.

Title: **Postgraduate Certificate in Clinical Management of Special Patients with Oral Pathology**

Official N° of Hours: **150 h.**



\*Apostille Convention. In the event that the student wishes to have their paper certificate issued with an apostille, TECH EDUCATION will make the necessary arrangements to obtain it, at an additional cost.

future  
health confidence people  
education information tutors  
guarantee accreditation teaching  
institutions technology learning  
community commitment  
personalized service innovation  
knowledge present  
development language  
virtual classroom



**Postgraduate Certificate**  
Clinical Management of  
Special Patients with Oral  
Pathology

- » Modality: **online**
- » Duration: **6 weeks**
- » Certificate: **TECH Technological University**
- » Dedication: **16h/week**
- » Schedule: **at your own pace**
- » Exams: **online**

# Postgraduate Certificate

## Clinical Management of Special Patients with Oral Pathology

