

# Postgraduate Certificate Aesthetic Implantology



## Postgraduate Certificate Aesthetic Implantology

- » Modality: Online
- » Duration: 6 weeks
- » Certificate: TECH Global University
- » Accreditation: 13 ECTS
- » Schedule: at your own pace
- » Exams: online

Website: [www.techtute.com/us/dentistry/postgraduate-certificate/aesthetic-implantology](http://www.techtute.com/us/dentistry/postgraduate-certificate/aesthetic-implantology)

# Index

01

Introduction

---

*p. 4*

02

Objectives

---

*p. 8*

03

Course Management

---

*p. 12*

04

Structure and Content

---

*p. 20*

05

Study Methodology

---

*p. 24*

06

Certificate

---

*p. 34*

# 01

# Introduction

One of the major concerns of patients after the detection of a dental pathology is aesthetics. For this reason, the implantology processes take into account the criteria of durability of the implants, the finishing of the pieces and their final appearance. The improvement of the techniques and materials used makes it necessary for dentists to update their knowledge in this field. To this end, TECH has created this 100% online program that provides the latest information on the study of Implantology, prosthetics and immediate implant prosthodontic management. All this, in addition to a syllabus prepared by top national and international experts in this specialty.





“

*Update yourself with this 100% online  
Postgraduate Certificate and offer your patients  
the most advanced Aesthetic Implantology”*

Physical appearance has always been of special importance for human beings and even more so if there is a defect or problem that directly affects the mouth. For this reason, Aesthetic Implantology has been perfected in recent years with the inclusion of better-finished dental prostheses and techniques that allow optimal results to be obtained for the treatment of pathologies and the final oral appearance.

In this sense, the choice of the patient to be treated and the exhaustive planning in implantology are key, as well as the incorporation of the latest diagnostic and interventional advances. In this line, this 100% online university proposal is born, which provides the dental professional with the most advanced knowledge on Aesthetic Implantology.

It is a program that allows the specialist to obtain the latest scientific and clinical information through a syllabus prepared by an excellent team of teachers with extensive professional experience in the sector. Furthermore, the students of this Postgraduate Certificate will be provided with multimedia resources (video summaries, In Focus videos), essential readings, and clinical case studies, which will give them a much more complete vision of this field.

In addition, the specialist will have access to master classes given by a dentist of great national and international recognition in dentistry, whose clinical and research work has had a significant influence on the advances made in this specialty. Sessions in visual format, which is a plus in the educational update of this program.

The professional obtains in this way an update in Aesthetic Implantology by means of a flexible and comfortable university program. All you need is a cell phone, computer or tablet with an Internet connection to view, at any time, the syllabus hosted on the virtual platform. This educational option is ideal for specialists who wish to combine quality instruction with their daily responsibilities.

This **Postgraduate Certificate in Aesthetic Implantology** contains the most complete and up-to-date scientific program on the market. Its most notable features are:

- ♦ Practical cases presented by experts in Dentistry
- ♦ The graphic, schematic, and practical contents with which they are created, provide scientific and practical information on the disciplines that are essential for professional practice
- ♦ Practical exercises where the self-assessment process can be carried out to improve learning
- ♦ Its special emphasis on innovative methodologies
- ♦ Theoretical lessons, questions to the expert, debate forums on controversial topics, and individual reflection assignments
- ♦ Content that is accessible from any fixed or portable device with an Internet connection



*Enroll in a program that provides you with the latest clinical advances in aesthetics in oral rehabilitation with dental implants"*

“

*The case studies will give you a much more direct insight into the application of the latest implant techniques in the anterior aesthetic sector”*

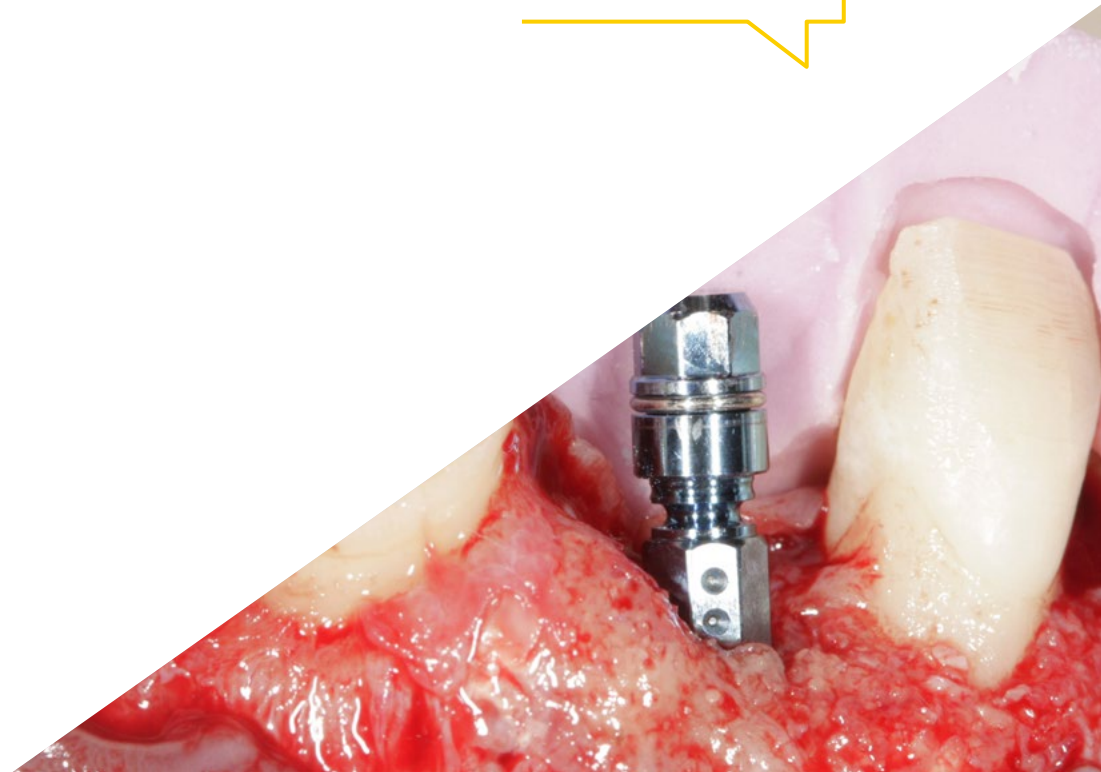
*With this educational option you will be up-to-date with the most recent developments in materials and impression techniques in implantology diagnostics.*

*Access to the best Master Classes in Aesthetic Implantology taught by a first level specialized professional in Dentistry.*

The program's teaching staff includes professionals from the field who contribute their work experience to this educational program, as well as renowned specialists from leading societies and prestigious universities.

The multimedia content, developed with the latest educational technology, will provide the professional with situated and contextual learning, i.e., a simulated environment that will provide immersive education programmed to learn in real situations.

This program is designed around Problem-Based Learning, whereby the professional must try to solve the different professional practice situations that arise during the educational year. For this purpose, the students will be assisted by an innovative interactive video system created by renowned and experienced experts.



# 02

# Objectives

The main goal of this Postgraduate Certificate is to ensure that the dental professional obtains the latest information under the highest scientific rigor on advances in Aesthetic Implantology. To this end, it has a team of top-notch specialists with extensive experience. Their extensive knowledge and proximity will enable you to successfully achieve your upgrade objectives.







“

*You will achieve your updating objectives thanks to the advanced syllabus prepared by dental specialists with extensive clinical experience”*



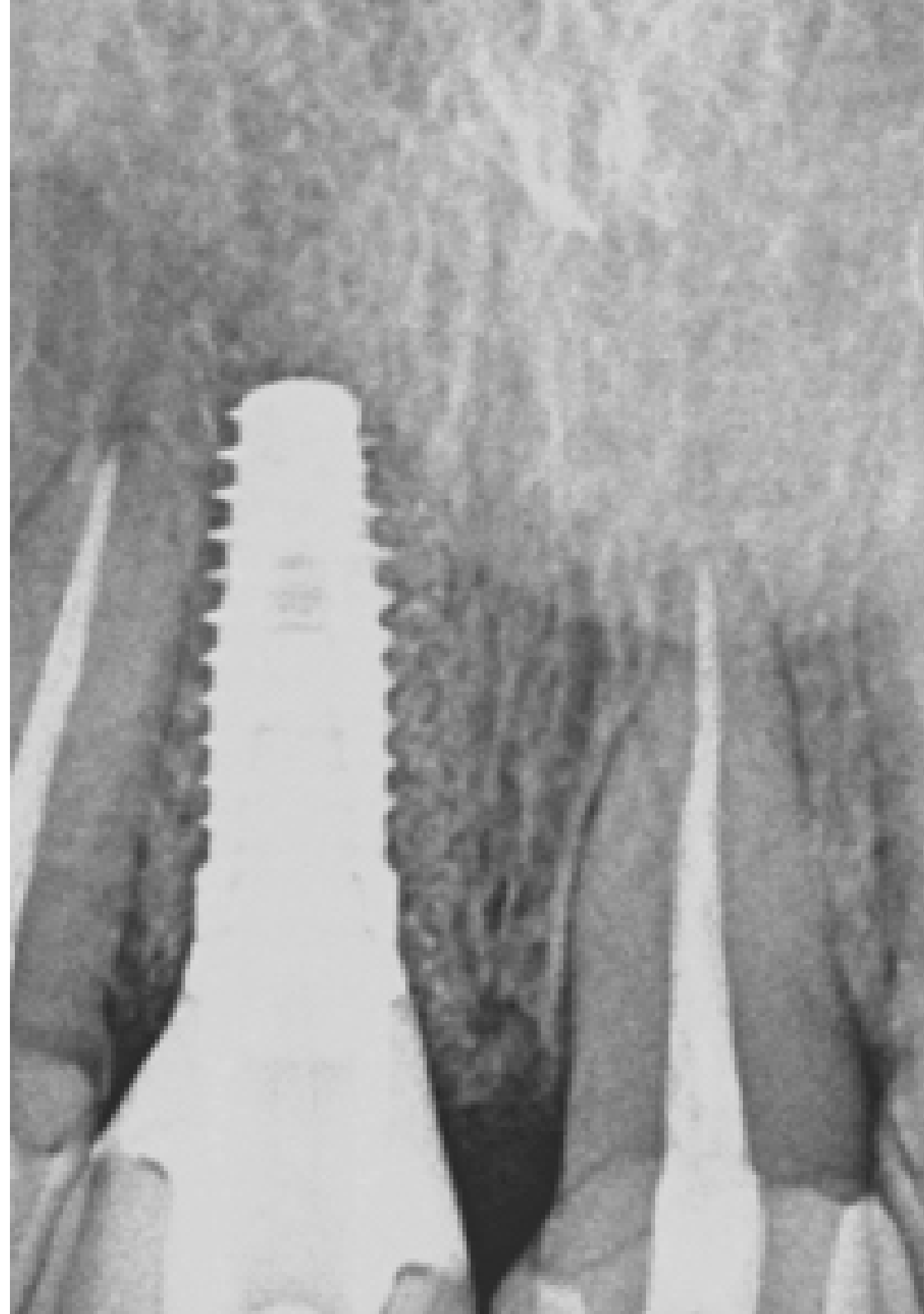
## General Objectives

---

- Update the theoretical and practical knowledge of dental professionals in the different areas of oral surgery and implantology through evidence-based Dentistry
- Promote work strategies based on a multidisciplinary approach to the patient who is a candidate for Aesthetic Implantology
- Facilitate the diagnostic techniques of the main diseases that occur in patients requiring implantology treatment



*Multimedia resources will be your great ally to keep you up-to-date on progress in radiological diagnosis in implant dentistry"*





## Specific Objectives

---

- ◆ Explain the appropriate process for carrying out the pre-surgery medical history of a patient
- ◆ Identify the surgical procedure to be followed once the tests have been performed
- ◆ In-depth analysis of the most common diseases that occur in the oral cavity
- ◆ Assist the patient in case of a medical emergency
- ◆ Perform analytical processes for correct medical diagnoses that serve as a starting point for the surgical procedure
- ◆ Describe the anatomy of the cranio-maxillary complex: surgical and implant relevance
- ◆ Identify the pharmacological interactions and explain the radiological techniques necessary for implant diagnosis
- ◆ Analyze the techniques required for correct implant planning
- ◆ Organize the necessary tools and medicines required for the implantation procedure
- ◆ Interrelate Implantology with the patient's medical pathologies and the rest of the dental specialties, as well as to take samples
- ◆ Apply techniques in Immediate Implant Dentistry
- ◆ Apply your knowledge to single teeth, partial bridges and immediately loaded restorations
- ◆ Explain the process for performing advanced implant prosthodontic procedures
- ◆ Conduct a prosthesis study to identify the best and most modern prosthesis models
- ◆ Aesthetically identify the appropriate prosthesis for each specific surgical procedure
- ◆ Perform a post-surgical smile and design study
- ◆ Perform recovery and rehabilitation process

03

# Course Management

The management and teachers of this Postgraduate Certificate are made up of dentistry professionals whose experience in the sector is a guarantee in the process of updating knowledge. In addition, this program has the participation of a teacher whose prestige transcends borders. A leading expert who will be in charge of providing high-level information through a Master Class in visual format.





“

*You will only achieve your goals by working with the best, that's why TECH has selected the best specialists in Aesthetic Implantology for this program"*

## International Guest Director

As one of the foremost members of the dental field, Dr. Howard C. Tenenbaum has lectured internationally on topics as diverse as Orofacial Pain, Bone Cell Biology, and the treatment of Refractory Periodontal Diseases. Their awards are numerous, including distinguished fellowships from the International College of Dentists, the Academy of Dentistry International, the American College of Dentists, and the Pierre Fauchard Academy.

Moreover, he has received several awards both for his research work, distinguished by Johnson & Johnson, and for his work as a teacher at Mount Sinai Hospital. Precisely his dental research accumulates an H index of 52, with thousands of citations from his articles, highlighting his work in the study of the effects of resveratrol on Oxidative Stress during experimental periodontitis in rats subjected to cigarette smoke inhalation.

He combines his educational responsibilities as Professor of Dentistry at the University of Toronto with his work as a dental specialist at Mount Sinai Hospital in Canada. It was in this same center where he held various management positions, being Head of Research in the Dentistry Department and head of the same department at , the same time. Throughout his career he has served on various committees and associations, including the editorial boards of The Open Orthopaedics Journal and The Open Journal of Dentistry.



## Dr. C. Tenenbaum, Howard

---

- Professor of Dentistry, University of Toronto, Canada
- Chief of Research at the Mount Sinai Hospital Dental Service, in Canada
- Professor of Periodontology, Tel Aviv University, Israel
- Professor of Periodontology, University of Manitoba, Canada
- Specialist at the Princess Margaret Hospital in Toronto, Canada
- Chief of Dentistry, Mount Sinai Hospital, Toronto, Canada
- Consultant to the U.S. Food and Drug Administration (FDA)
- Vice-Chairman of the Federal Advisory Committee on Dental Care of Canada
- PhD in Oral Biology from the University of Toronto, Canada
- Doctor of Dental Surgery, University of Toronto, Canada
- Diploma in Periodontics, University of Toronto, Canada
- Fellowship of the International College of Dentists
- Fellowship of the Academy of Dentistry International
- Fellowship of the American College of Dentists
- Fellowship of the Pierre Fauchard Academy
- Member of: Editorial Board of The Open Orthopaedics Journal, Editorial Board of The Open Journal of Dentistry, College of Reviewers for the CIHR Canada Research Chairs Program, Canadian Dental Association, Canadian and International Association for Dental Research, American Society for Bone and Mineral Research, American Academy of Periodontology and Ontario Society of Periodontists

“

*Thanks to TECH you will be able to learn with the best professionals in the world”*

## Management



### Dr. García- V Bonmatí, Fernando

- ♦ Dentist Specialized in Rehabilitation, Periodontics and Advanced Oral Implantology at Ilzarbe García Sala Clinic
- ♦ Co-Director of the Master's Degree in Advanced Oral from Implantology at the European University of Valencia(UEV)
- ♦ Associate Professor in the Department of Stomatology at the University of Valencia
- ♦ Teacher of Oral Surgical Pathology at UEV
- ♦ Master's Degree in Advanced Oral Implantology from the European University of Madrid
- ♦ Education in Mucogingival Surgery, given by Dr. Zucchelli, at the University of Bologna, Italy
- ♦ Education in Bone Regeneration, given by Dr. Urban, in Budapest, Hungary.
- ♦ Certificate in Advances in Implant Dentistry and Oral Rehabilitation from New York University School of Dentistry
- ♦ Degree in Dentistry
- ♦ Member of: ITI (International Team Implantology) and the Spanish Society of Stomatological and Esthetic Prosthetics (SEPES)





## Professors

### Dr. Brotons Oliver, Alejandro

- ◆ Specialist in Surgery, Periodontics and Implants
- ◆ Director of the Department of Dentistry at the European University of Valencia (UEV)
- ◆ Director of the Master's Degree in Advanced Oral in Implantology at UEV
- ◆ PhD in Dentistry from the University of Valencia
- ◆ Master's Degree in Oral Surgery and Implantology from the University of Valencia
- ◆ Education in Bone Regeneration, given by Dr. Urban in Budapest, Hungary.
- ◆ Certificate in Advances in Implant Dentistry and Oral Rehabilitation from the Faculty of Dentistry at New York University
- ◆ Degree in Dentistry
- ◆ Member of SECIB and SEPES

### Dr. De Barutell Castillo, Alfonso

- ◆ Specialist in Aesthetic Prosthetics and Implant Prosthetics
- ◆ Associate Professor of the subject Dental Prosthesis I
- ◆ Professor of Masters Degree in Dental Prosthesis
- ◆ Master's Degree in Dental Prosthesis and Implant Prosthesis at the University of Valencia
- ◆ Member of the Spanish Society of Dental Prosthetics (SEPES)
- ◆ Clinical residencies in San Sebastian, Madrid, Lisbon and New York
- ◆ Degree in Dentistry

**Dr. Cabo Nadal, Alberto**

- ◆ Dentist Specialist in Implantology
- ◆ Degree in Dentistry from the University of Valencia (UV)
- ◆ Master's Degree in Prosthetic Rehabilitation and Implants by the UV
- ◆ Postgraduate Certificate in Dental Prosthesis
- ◆ Continuing Education in Surgery, Implant Prosthodontics and Oral Rehabilitation
- ◆ Professor of Clinical Dental Practice at the European University of Valencia, Spain
- ◆ Member of the Spanish Society of Stomatological and Esthetic Prosthesis (SEPES)

**Dr. Plaza Espi, Andrés**

- ◆ Dentist Specialized in Oral Implantology
- ◆ Degree in Dentistry from CEU Cardenal Herrera University
- ◆ Masters Degree in Oral Medicine and Surgery from the University of Valencia(UV)
- ◆ Official Master's Degree in Dental Sciences from the University of Valencia (UV)
- ◆ Master's Degree in Dental Prosthesis by the UV
- ◆ Associate Professor of Prosthodontics II, School of Dentistry, UV
- ◆ Collaborating Professor of the Master's Degree in Dental Prosthetics of UV

**Dr. Barberá Millán, Javier**

- ◆ Specialist in Oral Surgery and Implantology at Implant Clinics
- ◆ Oral Surgeon and Implantologist at Dra. Clínica Dental Ana Gascón
- ◆ Master's Degree in Oral Implantology from the Catholic University of Valencia (UCV)
- ◆ Expert in Advanced Oral Implantology
- ◆ Degree in Dentistry from the UCV
- ◆ Teacher and Researcher in the Master's Degree in Oral Surgery and Implantology of the UCV



**Dr. Rodriguez-Bronchú, Javier**

- ♦ Medical Director of RB Dental Clinic
- ♦ Specialist in Advanced Oral Surgery and Implantology
- ♦ Master's Degree in Advanced Oral Implantology from the European University of Madrid
- ♦ Master in Current Concepts in American Dentistry: Advances in Implant Dentistry and Oral Rehabilitation by New York College of Dentistry
- ♦ Degree in Dentistry from CEU Cardenal Herrera University

**Dr. Manzanera Pastor, Ester**

- ♦ Dentist specialized in Surgery, Implantology and Dental Aesthetics at the Manzanera Dental Clinic
- ♦ Director of the Master's Degree in Advanced Oral Implantology at the European University of Valencia.(UEV)
- ♦ SEPES Online Training Coordinator
- ♦ Teacher of Surgical Pathology at UEV
- ♦ Teacher of the Master's Degree in Prosthesis of the Faculty of Dentistry at the University of Valencia (UV)
- ♦ Master's Degree in Dental Sciences
- ♦ Master's Degree in Integrated Dentistry, Implantology and Biomaterials from the University of Murcia
- ♦ Master's Degree in Advanced Implantology from the University of Murcia
- ♦ Master's Degree in Dental in Sciences by the UV
- ♦ Degree in Dentistry from UV
- ♦ Member of the Board of Directors of the Spanish Society of Stomatological and Aesthetic Prosthetics (SEPES)
- ♦ Member of the Board of Directors for the Center for Odontostomatological Studies of Valencia

**Dr. Sierra Sanchez, Jose Luis**

- ♦ Specialist Dentist in Implant Surgery, Periodontics and Oral Rehabilitation in Comprehensive Dentistry Centers
- ♦ Master's Degree in Advanced Oral Implantology from the European University of Madrid
- ♦ Certificate in Oral Surgery and Implantology from the Faculty of Dentistry at the University of Valencia
- ♦ Degree in Dentistry from the European University of Madrid
- ♦ Continuing Education Program in Implantology BTI Biotechnology Institute



*A unique, key, and decisive educational experience to boost your professional development"*

# 04

## Structure and Content

The syllabus of this program consists of an exhaustive syllabus on the latest diagnostic techniques and therapeutic procedures for patients requiring implantology. Content that includes the most notorious advances in aesthetics. This material is complemented by Master Classes, multimedia pills and case studies that you can access 24 hours a day, from any device with an Internet connection.



“

*Get a much more practical view of Aesthetic Implantology techniques thanks to the case studies provided by the dental specialists who are part of this Postgraduate Certificate”*

## Module 1. Diagnosis

- 1.1. Clinical History: First Visit, Anamnesis and Patient's Expectations
- 1.2. Medical Assessment of the Surgical Patient
  - 1.2.1. Complementary Tests in Implantology and Oral Surgery
- 1.3. Patient With Diseases of Risk in Implant Dentistry and Surgery: Medical Considerations and Dental Management
  - 1.3.1. Diabetic Patients
  - 1.3.2. Immunosuppressed Patients
  - 1.3.3. Patients Taking Anticoagulants
  - 1.3.4. The Medically Compromised Patient: Bisphosphonates
- 1.4. Anaesthetic Techniques in Surgery and Implantology
  - 1.4.1. Drugs:
  - 1.4.2. Loco-regional Anaesthesia Techniques in Surgery and Implantology
- 1.5. Sedation and General Anaesthesia

## Module 2. Implant Planning

- 2.1. Extraoral and Intraoral Examination
  - 2.1.1. Extraoral Examination: Symmetry, Facial Thirds, Extraoral Aesthetic Parameters
  - 2.1.2. Intraoral Examination: Hard Tissue, Soft Tissue, Occlusion and TMJ
- 2.2. Impression Taking and Study Models in Implantology
  - 2.2.1. Materials and Impression Techniques in Implant Diagnosis
  - 2.2.2. Facebow and Mounting on a Semi-Adjustable Articulator
- 2.3. Diagnostic Wax-Up and Radiological Splints
  - 2.3.1. Waxing Techniques and Clinical Considerations
  - 2.3.2. Radiological Splints: Classification and Laboratory Manufacturing
- 2.4. Radiological Diagnosis in Implantology
  - 2.4.1. Classification of Techniques
  - 2.4.2. Planning in 2D
  - 2.4.3. Cone Beam Computed Tomography (CBCT): Planning Software
- 2.5. Photographic Records in Implantology
- 2.6. Presentation of a Treatment Plan Strategies



### Module 3. Immediate Implantology

- 3.1. Post-Extraction Implants
  - 3.1.1. Surgical Aspects of Immediate Implants
    - 3.1.1.1. Immediate Implant
    - 3.1.1.2. Early Implant Placement
- 3.2. Immediate Implants in Posterior Sectors
- 3.3. Immediate Aesthetic
  - 3.3.1. Emergency Profile Transmission
  - 3.3.2. Immediate Provisional

### Module 4. Implant Prosthesis in the Anterior Aesthetic Sector

- 4.1. Problems of the Anterior Single Tooth
- 4.2. Aesthetics in Oral Restoration with Dental Implants
  - 4.2.1. Pink Aesthetic
  - 4.2.2. White Aesthetic
- 4.3. Aesthetic Parameters in Implantology
  - 4.3.1. Shape, Color, Dental Size
  - 4.3.2. Gingival Symmetry
- 4.4. Prosthodontic Management of the Immediate Post-Extraction Implant
  - 4.4.1. Indications and Contraindications
  - 4.4.2. Management of Temporaries in the Anterior Aesthetic Sector
  - 4.4.3. Prosthodontic Aspects of Immediate Provisionalization in Single Teeth: Immediate Aesthetics



*Expand your competencies and skills  
for the prosthodontic management of  
the immediate post-extraction implant"*

05

# Study Methodology

TECH is the world's first university to combine the **case study** methodology with **Relearning**, a 100% online learning system based on guided repetition.

This disruptive pedagogical strategy has been conceived to offer professionals the opportunity to update their knowledge and develop their skills in an intensive and rigorous way. A learning model that places students at the center of the educational process giving them the leading role, adapting to their needs and leaving aside more conventional methodologies.





“

*TECH will prepare you to face new challenges in uncertain environments and achieve success in your career”*

## The student: the priority of all TECH programs

In TECH's study methodology, the student is the main protagonist.

The teaching tools of each program have been selected taking into account the demands of time, availability and academic rigor that, today, not only students demand but also the most competitive positions in the market.

With TECH's asynchronous educational model, it is students who choose the time they dedicate to study, how they decide to establish their routines, and all this from the comfort of the electronic device of their choice. The student will not have to participate in live classes, which in many cases they will not be able to attend. The learning activities will be done when it is convenient for them. They can always decide when and from where they want to study.

“

*At TECH you will NOT have live classes  
(which you might not be able to attend)”*



### The most comprehensive study plans at the international level

TECH is distinguished by offering the most complete academic itineraries on the university scene. This comprehensiveness is achieved through the creation of syllabi that not only cover the essential knowledge, but also the most recent innovations in each area.

By being constantly up to date, these programs allow students to keep up with market changes and acquire the skills most valued by employers. In this way, those who complete their studies at TECH receive a comprehensive education that provides them with a notable competitive advantage to further their careers.

And what's more, they will be able to do so from any device, pc, tablet or smartphone.

“

*TECH's model is asynchronous, so it allows you to study with your pc, tablet or your smartphone wherever you want, whenever you want and for as long as you want”*

## Case Studies and Case Method

The case method has been the learning system most used by the world's best business schools. Developed in 1912 so that law students would not only learn the law based on theoretical content, its function was also to present them with real complex situations. In this way, they could make informed decisions and value judgments about how to resolve them. In 1924, Harvard adopted it as a standard teaching method.

With this teaching model, it is students themselves who build their professional competence through strategies such as Learning by Doing or Design Thinking, used by other renowned institutions such as Yale or Stanford.

This action-oriented method will be applied throughout the entire academic itinerary that the student undertakes with TECH. Students will be confronted with multiple real-life situations and will have to integrate knowledge, research, discuss and defend their ideas and decisions. All this with the premise of answering the question of how they would act when facing specific events of complexity in their daily work.



## Relearning Methodology

At TECH, case studies are enhanced with the best 100% online teaching method: Relearning.

This method breaks with traditional teaching techniques to put the student at the center of the equation, providing the best content in different formats. In this way, it manages to review and reiterate the key concepts of each subject and learn to apply them in a real context.

In the same line, and according to multiple scientific researches, reiteration is the best way to learn. For this reason, TECH offers between 8 and 16 repetitions of each key concept within the same lesson, presented in a different way, with the objective of ensuring that the knowledge is completely consolidated during the study process.

*Relearning will allow you to learn with less effort and better performance, involving you more in your specialization, developing a critical mindset, defending arguments, and contrasting opinions: a direct equation to success.*



## A 100% online Virtual Campus with the best teaching resources

In order to apply its methodology effectively, TECH focuses on providing graduates with teaching materials in different formats: texts, interactive videos, illustrations and knowledge maps, among others. All of them are designed by qualified teachers who focus their work on combining real cases with the resolution of complex situations through simulation, the study of contexts applied to each professional career and learning based on repetition, through audios, presentations, animations, images, etc.

The latest scientific evidence in the field of Neuroscience points to the importance of taking into account the place and context where the content is accessed before starting a new learning process. Being able to adjust these variables in a personalized way helps people to remember and store knowledge in the hippocampus to retain it in the long term. This is a model called Neurocognitive context-dependent e-learning that is consciously applied in this university qualification.

In order to facilitate tutor-student contact as much as possible, you will have a wide range of communication possibilities, both in real time and delayed (internal messaging, telephone answering service, email contact with the technical secretary, chat and videoconferences).

Likewise, this very complete Virtual Campus will allow TECH students to organize their study schedules according to their personal availability or work obligations. In this way, they will have global control of the academic content and teaching tools, based on their fast-paced professional update.



*The online study mode of this program will allow you to organize your time and learning pace, adapting it to your schedule”*

### The effectiveness of the method is justified by four fundamental achievements:

1. Students who follow this method not only achieve the assimilation of concepts, but also a development of their mental capacity, through exercises that assess real situations and the application of knowledge.
2. Learning is solidly translated into practical skills that allow the student to better integrate into the real world.
3. Ideas and concepts are understood more efficiently, given that the example situations are based on real-life.
4. Students like to feel that the effort they put into their studies is worthwhile. This then translates into a greater interest in learning and more time dedicated to working on the course.

## The university methodology top-rated by its students

The results of this innovative teaching model can be seen in the overall satisfaction levels of TECH graduates.

The students' assessment of the quality of teaching, quality of materials, course structure and objectives is excellent. Not surprisingly, the institution became the best rated university by its students on the Trustpilot review platform, obtaining a 4.9 out of 5.

*Access the study contents from any device with an Internet connection (computer, tablet, smartphone) thanks to the fact that TECH is at the forefront of technology and teaching.*

*You will be able to learn with the advantages that come with having access to simulated learning environments and the learning by observation approach, that is, Learning from an expert.*



As such, the best educational materials, thoroughly prepared, will be available in this program:



#### Study Material

All teaching material is produced by the specialists who teach the course, specifically for the course, so that the teaching content is highly specific and precise.

This content is then adapted in an audiovisual format that will create our way of working online, with the latest techniques that allow us to offer you high quality in all of the material that we provide you with.



#### Practicing Skills and Abilities

You will carry out activities to develop specific competencies and skills in each thematic field. Exercises and activities to acquire and develop the skills and abilities that a specialist needs to develop within the framework of the globalization we live in.



#### Interactive Summaries

We present the contents attractively and dynamically in multimedia lessons that include audio, videos, images, diagrams, and concept maps in order to reinforce knowledge.

This exclusive educational system for presenting multimedia content was awarded by Microsoft as a "European Success Story".

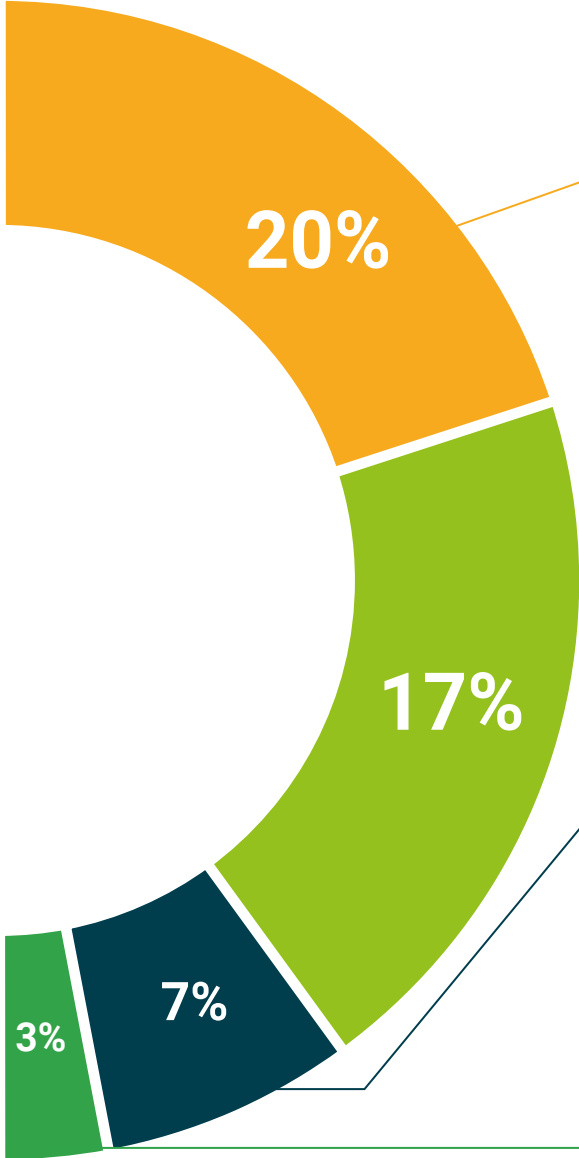


#### Additional Reading

Recent articles, consensus documents, international guides... In our virtual library you will have access to everything you need to complete your education.







**Case Studies**

Students will complete a selection of the best case studies in the field. Cases that are presented, analyzed, and supervised by the best specialists in the world.



**Testing & Retesting**

We periodically assess and re-assess your knowledge throughout the program. We do this on 3 of the 4 levels of Miller's Pyramid.



**Classes**

There is scientific evidence suggesting that observing third-party experts can be useful.  
Learning from an expert strengthens knowledge and memory, and generates confidence for future difficult decisions.



**Quick Action Guides**

TECH offers the most relevant contents of the course in the form of worksheets or quick action guides. A synthetic, practical and effective way to help students progress in their learning.



06

# Certificate

The Postgraduate Certificate in Aesthetic Implantology guarantees students, in addition to the most rigorous and up-to-date education, access to a Postgraduate Certificate issued by TECH Global University





“

*Successfully complete this program and receive your university qualification without having to travel or fill out laborious paperwork”*

This private qualification will allow you to obtain an **Postgraduate Certificate in Aesthetic Implantology** endorsed by **TECH Global University**, the world's largest online university.

**TECH Global University**, is an official European University publicly recognized by the Government of Andorra (*official bulletin*). Andorra is part of the European Higher Education Area (EHEA) since 2003. The EHEA is an initiative promoted by the European Union that aims to organize the international training framework and harmonize the higher education systems of the member countries of this space. The project promotes common values, the implementation of collaborative tools and strengthening its quality assurance mechanisms to enhance collaboration and mobility among students, researchers and academics.

This **TECH Global University private qualification**, is a European program of continuing education and professional updating that guarantees the acquisition of competencies in its area of knowledge, providing a high curricular value to the student who completes the program.

Title: **Postgraduate Certificate in Aesthetic Implantology**

Modality: **online**

Duration: **6 weeks**

Accreditation: **18 ECTS**



\*Apostille Convention. In the event that the student wishes to have their paper diploma issued with an apostille, TECH EDUCATION will make the necessary arrangements to obtain it, at an additional cost.

future  
health confidence people  
education information tutors  
guarantee accreditation teaching  
institutions technology learning  
community commitment  
personalized service innovation  
knowledge present quality  
online training  
development languages  
classroom



## Postgraduate Certificate Aesthetic Implantology

- » Modality: Online
- » Duration: 6 weeks
- » Certificate: TECH Global University
- » Accreditation: 13 ECTS
- » Schedule: at your own pace
- » Exams: online

# Postgraduate Certificate Aesthetic Implantology

