

Postgraduate Certificate

Adhesion and Composites for Dentists



Postgraduate Certificate Adhesion and Composites for Dentists

- » Modality: online
- » Duration: 12 weeks
- » Certificate: TECH Global University
- » Credits: 11 ECTS
- » Schedule: at your own pace
- » Exams: online

Website: www.techtute.com/us/postgraduate-certificate/adhesion-composites-dentists

Index

01

Introduction

p. 4

02

Objectives

p. 8

03

Course Management

p. 12

04

Structure and Content

p. 16

05

Methodology

p. 20

06

Certificate

p. 28

01

Introduction

Aesthetic or cosmetic dentistry is a specialty of dentistry that solves problems related to oral health and the aesthetic harmony of the mouth as a whole. Aesthetic dentistry can be defined as an application of art and science aimed at developing or highlighting beauty in the form of a smile. This program is aimed at professionals who require a practical update adapted to their needs.



“

Improve your knowledge through this program, where you will find the best didactic material with real clinical cases. Learn here about the latest advances in the speciality to be able to perform quality dental practice"

Society is undergoing constant change. Classical dentistry based on pain mitigation is gradually disappearing in favor of advances in prevention and maintenance guidelines.

Today's society, increasingly interested in appearance, requires dentists to be trained in minimally invasive techniques that allow patients to obtain the desired appearance in their smiles, which also allows them to develop socially and professionally.

These treatments require a multidisciplinary approach and require knowledge of the limits of each of the specialties. The correct execution of the procedure and the contribution of each of the branches of our profession will enable us to achieve exceptional results, where the final result reproduces, in all senses, the lost nature.

This is why the specialty of esthetic dentistry appears, halfway between the prosthodontist, the surgeon and the orthodontist, since none of these specialties by itself can be separated from the other in search of the final excellence of the treatment.

The subjectivity of aesthetics makes it necessary more than in any other specialty to establish a dialogue with the patient through a series of analog and/or digital tests where we as specialists can understand the real needs or not of our patients and get them involved in their final treatment.

As dentists we are expected to provide detail and quality in the final treatment, nowadays there are no excuses because we already have the material and technical means to obtain excellent results. For this reason, the program emphasizes new materials and techniques that can be used in the final execution of the treatment.

This **Postgraduate Certificate in Adhesion and Composites for Dentists** contains the most complete and updated scientific program on the market. The most important features of the program include:

- ♦ Clinical cases presented by experts in the different dentistry specialties. The graphic, schematic, and eminently practical contents of which they are composed provide scientific and practical information on the disciplines that are essential for professional practice.
- ♦ Novelties on techniques for dental adhesion and composites.
- ♦ Algorithm-based interactive learning system for decision-making in the presented clinical situations.
- ♦ With special emphasis on evidence-based medicine and research methodologies in dental adhesion.
- ♦ Content that is accessible from any fixed or portable device with an Internet connection.



Update your knowledge through the Postgraduate Certificate in Adhesion and Composites for Dentists in a practical way and adapted to your needs"

“

This postgraduate certificate may be the best investment you can make when choosing a refresher program for two reasons: in addition to updating your knowledge in adhesion and composites, you will obtain a postgraduate certificate from TECH Global University”

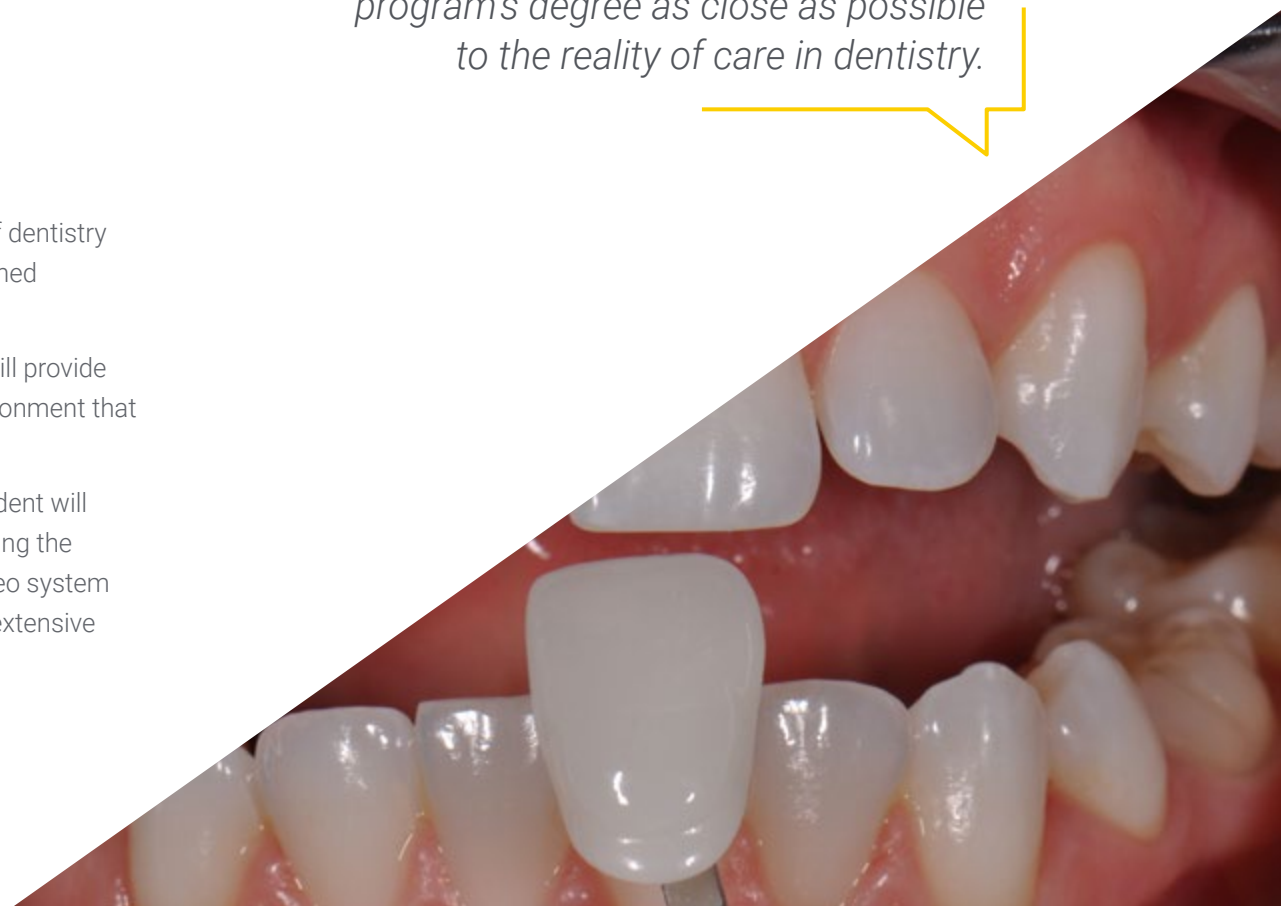
This program offers training in simulated environments, which provides an immersive learning experience designed to train for real-life situations.

It includes clinical cases to bring the program's degree as close as possible to the reality of care in dentistry.

Forming part of the teaching staff is a group of professionals in the world of dentistry who bring to this training their work experience, as well as a group of renowned specialists, recognised by esteemed scientific communities.

The multimedia content developed with the latest educational technology will provide the professional with situated and contextual learning, i.e., a simulated environment that will provide an immersive training program to train in real situations.

This program is designed around Problem Based Learning, whereby the student will must try to solve the different professional practice situations that arise during the course. For this reason, you will be assisted by an innovative, interactive video system created by renowned and experienced experts in the field of radiology with extensive teaching experience.



02

Objectives

The main objective of the program is the development of both theoretical and practical learning, so that the dentist can master, in a practical and rigorous way, the study of techniques for dental adhesion and composites.





“

This refresher program will generate a sense of confidence when practising dentistry, which will help you grow both personally and professionally”



General Objectives

- Expand the dentist's knowledge of materials and technology of the main aspects of restorative dentistry according to scientific evidence.
- Train the dentist to plan in a multidisciplinary work concept to perform excellent dental care.
- Provide the dentist with the necessary bibliography and documentation to equip them with the necessary diagnostic judgment to select the appropriate work strategy when dealing with any clinical situation.
- Encourage the acquisition of technical skills and abilities through a series of online tutorials describing the most frequent techniques of each of the aspects of aesthetic dentistry.
- Encourage professional stimulation through continuous update and research.



*Seize the opportunity
and take the step to get
up to date on the latest
developments in adhesion
and composites”*





Specific Module Objectives

- ◆ Update the dentist in the main techniques of analysis and prevention in cariology.
- ◆ Perform a detailed analysis of the evolution of modern restorative materials.
- ◆ Acquire knowledge of the main obturation techniques in restorative dentistry.
- ◆ Define the etiopathogenesis of erosive processes and dental sensitivity.
- ◆ Provide the necessary auxiliary tools for the rehabilitation of lost dental tissue.
- ◆ Update the classification of the different adhesive systems, from the current scientific evolution and under a practical application.
- ◆ Establish the necessary skills for the adequate selection of the adhesive agent for each clinical situation.
- ◆ Establish a practical classification of the different materials found in the industry.
- ◆ Define the most frequent techniques used in the direct application of composite resins.
- ◆ Provide the dentist with the tools that will facilitate the application of these techniques.
- ◆ Explain in detail the techniques for each clinical situation.

03

Course Management

This program includes highly regarded health professionals in the field of dentistry in its teaching staff, who bring the experience of their work to this specialization. In addition, renowned specialists, members of prestigious national and international scientific communities, are involved in designing and preparing the program.





“

Learn about the latest advances in dental adhesion and composites from leading professionals"

Management



Dr. Ilzarbe Ripoll, Luis María

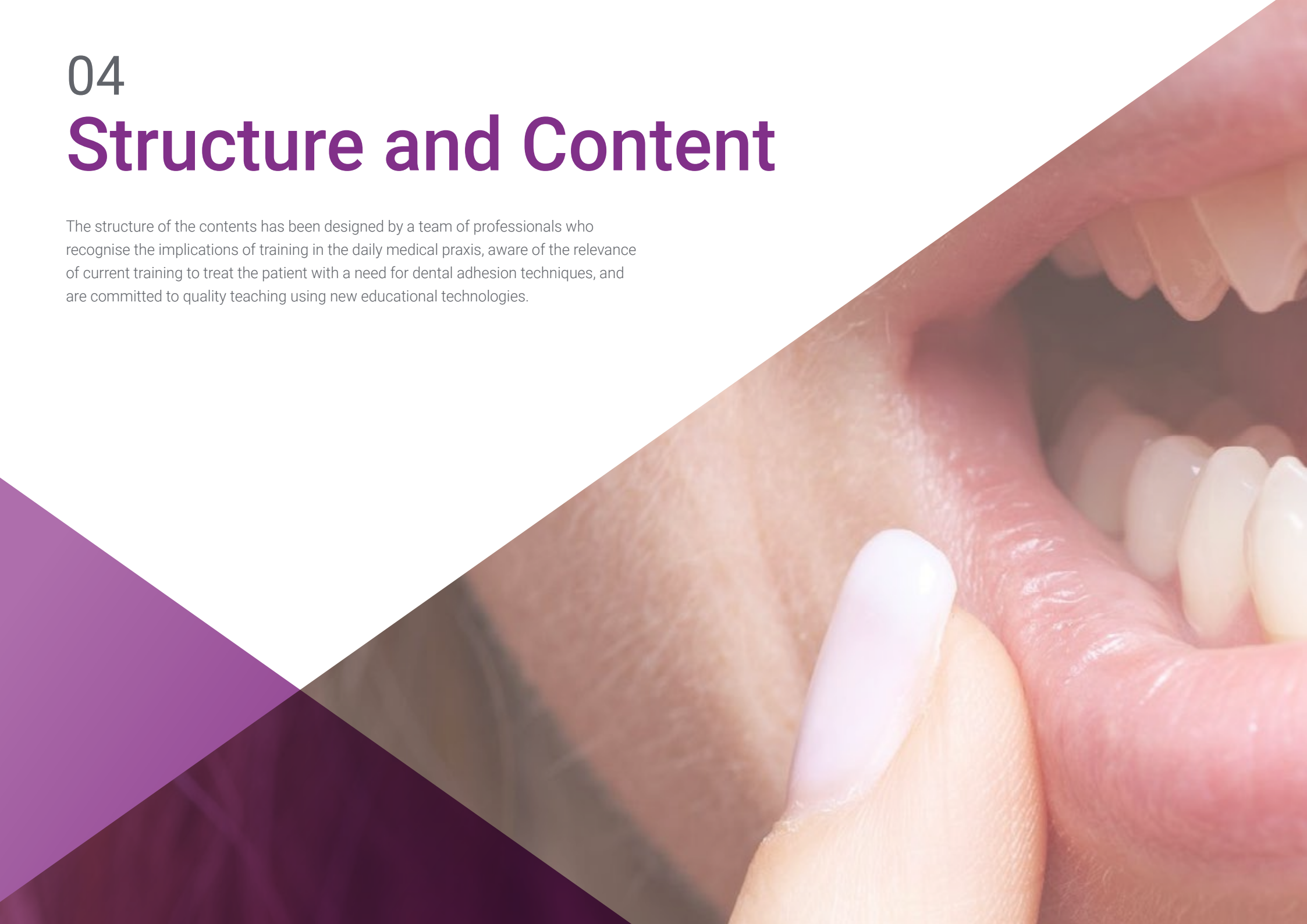
- ◆ Degree in Dentistry from the University of Valencia
- ◆ Master's Degree in university research training at the Catholic University of Valencia.
- ◆ Master's Degree in Prosthodontics and Occlusion at E.S.O.R.I.B.
- ◆ Master's Degree in Comprehensive Periodontics with Dr. Caffesse in CGFormación
- ◆ Master's Degree in Oral Rehabilitation and Implantology at E.S.O.R.I.B.
- ◆ D.U.I. in Maxillofacial Surgery and Implantology from the Université Paul Sabatier de Toulouse, France.
- ◆ Expert in all-ceramic prosthesis from the Complutense University of Madrid. Spain
- ◆ Courses in aesthetics with professors Fernando Autran, Newton Fahl, Ronaldo Hirata, Paulo Kano, Vicente Berbis, Dan Lazar, and August Bruguera.
- ◆ Lecturer in the Dentistry degree at the Catholic University of Valencia in the subjects of comprehensive adult dentistry, radiology, and dental materials.
- ◆ Private practice in aesthetic dentistry exclusively at Ilzarbe Garcia-Sala dental clinic. Valencia, Spain



04

Structure and Content

The structure of the contents has been designed by a team of professionals who recognise the implications of training in the daily medical praxis, aware of the relevance of current training to treat the patient with a need for dental adhesion techniques, and are committed to quality teaching using new educational technologies.



“

This Postgraduate Certificate in Adhesion and Composites for Dentists contains the most complete and updated scientific program on the market”

Module 1. Principles of Adhesion.

- 1.1. Adhesive Dentistry. Background and Perspectives.
 - 1.1.1. History of Dental Adhesion.
 - 1.1.2. Current Status. Realities and Viewpoints.
- 1.2. Adhesion to Different Substrates.
 - 1.2.1. Enamel Adhesion.
 - 1.2.2. Dentin Adhesion.
 - 1.2.3. Cement Adhesion.
- 1.3. Adhesive Dentistry for Different Materials.
 - 1.3.1. Intraductal Adhesion.
 - 1.3.2. Adhesion to Materials for Indirect Restoration.
- 1.4. Cements in Dentistry.
 - 1.4.1. Classification and Characteristics.
 - 1.4.2. Making Decisions and Techniques as Part of the Final Treatment.
 - 1.4.3. Equipment and Techniques.

Module 2. Composites.

- 2.1. Materials for Direct and Indirect Restoration.
 - 2.1.1. Biocompatibility and Future Prospects.
 - 2.1.2. Physical and Aesthetic Properties.
 - 2.1.3. Materials for Enamel and Dentin Simulation.
- 2.2. Techniques.
 - 2.2.1. Freehand Technique.
 - 2.2.2. Layering Technique through the use of Palatal Keys in the Anterior Sector.
 - 2.2.3. Injection Technique.
 - 2.2.4. Indirect Aesthetic Rehabilitation Techniques.
- 2.3. Direct Layering in the Anterior Sector Using Palatal Keys.
 - 2.3.1. The Importance of Waxing. Communication and Treatment Guide.
 - 2.3.2. Silicone Guide and Reduction Wrenches.
 - 2.3.3. Step by Step Technique, Classes III, IV, and V.



- 2.4. Direct Stratification Technique for Single Cases.
 - 2.4.1. Changes in Proportions.
 - 2.4.2. Discoloration.
 - 2.4.3. Closure of Diastemas.
- 2.5. Direct Stratification Technique for Multiple Cases.
 - 2.5.1. Smile Design with Direct Composites.
 - 2.5.2. Treatment Protocols.
- 2.6. Finishing and Polishing.
 - 2.6.1. Materials and Techniques for Finishing and Polishing.
 - 2.6.2. Primary Anatomy. Importance. Methods of Work. Impact on the End Result.
 - 2.6.3. Secondary Anatomy. Importance Methods of Work. Impact on the End Result.
 - 2.6.4. Tertiary Anatomy. Importance Methods of Work. Impact on the End Result.
 - 2.6.5. Impact of Polishing on Long-Term Results.
- 2.7. Maintenance.
 - 2.7.1. Influence of Certain Extrinsic Factors on Long-Term Outcome.
 - 2.7.2. Action Protocols and Maintenance Guidelines.
- 2.8. Exemplification with Different Restorative Systems.
 - 2.8.1. American Systems.
 - 2.8.2. European Systems.
 - 2.8.3. Japanese Systems.
 - 2.8.4. Selection Criteria.
- 2.9. Direct Restoration as a Support to Other Specialties.
 - 2.9.1. Cosmetics for Proportion Compensation.
 - 2.9.2. Cosmetics for Space Compensation.
- 2.10. Indirect Composites. Techniques and Protocols.
 - 2.10.1. Materials and Methodology.
 - 2.10.2. Provisionalization and Measures.
 - 2.10.3. Advantages and Disadvantages.



A unique, key, and decisive training experience to boost your professional development"

05

Methodology

This training provides you with a different way of learning. Our methodology uses a cyclical learning approach: ***Re-learning***.

This teaching system is used in the most prestigious medical schools in the world, and major publications such as the ***New England Journal of Medicine*** have considered it to be one of the most effective.





“

Discover Re-learning, a system that abandons conventional linear learning, to take you through cyclical teaching systems: a way of learning that has proven to be extremely effective, especially in subjects that require memorization"

At TECH we use the Case Method

In a given clinical situation, what would you do? Throughout the program you will be presented with multiple simulated clinical cases based on real patients, where you will have to investigate, establish hypotheses and, finally, resolve the situation. There is an abundance of scientific evidence on the effectiveness of the method. Dentists learn better, faster, and more sustainably over time.

With TECH you can experience a way of learning that is shaking the foundations of traditional universities around the world.



According to Dr. Gervas, the clinical case is the annotated presentation of a patient, or group of patients, which becomes a "case", an example or model that illustrates some peculiar clinical component, either because of its teaching potential or because of its uniqueness or rarity. It is essential that the case is based on current professional life, trying to recreate the real conditions in the dentist's professional practice.

“

Did you know that this method was developed in 1912 at Harvard for law students? The case method consisted of presenting students with real-life, complex situations for them to make decisions and justify their decisions on how to solve them. In 1924, Harvard adopted it as a standard teaching method”

The effectiveness of the method is justified by four fundamental achievements:

1. Students who follow this method not only grasp concepts, but also develop their mental capacity by means of exercises to evaluate real situations and apply their knowledge.
2. The learning process has a clear focus on practical skills that allow the student to better integrate into the real world.
3. Ideas and concepts are understood more efficiently, given that the example situations are based on real-life.
4. Students like to feel that the effort they put into their studies is worthwhile. This then translates into a greater interest in learning and more time dedicated to working on the course.



Re-learning Methodology

At TECH we enhance the Harvard case method with the best 100% online teaching methodology available: Re-learning.

Our University is the first in the world to combine the study of clinical cases with a 100% online learning system based on repetition, combining a minimum of 8 different elements in each lesson, which represent a real revolution with respect to simply studying and analyzing cases.



The student will learn through real cases and by solving complex situations in simulated learning environments. These simulations are developed using state-of-the-art software to facilitate immersive learning.

At the forefront of world teaching, the Re-learning method has managed to improve the overall satisfaction levels of professionals who complete their studies, with respect to the quality indicators of the best Spanish-speaking online university (Columbia University).

With this methodology we have trained more than 115,000 students with unprecedented success, in all clinical specialties regardless of the surgical load. All this in a highly demanding environment, where the students have a strong socio-economic profile and an average age of 43.5 years.

Re-learning will allow you to learn with less effort and better performance, involving you more in your training, developing a critical mindset, defending arguments, and contrasting opinions: a direct equation to success.

In our program, learning is not a linear process, but rather a spiral (we learn, unlearn, forget, and re-learn). Therefore, we combine each of these elements concentrically.

The overall score obtained by our learning system is 8.01, according to the highest international standards.



In this program you will have access to the best educational material, prepared with you in mind:



Study Material

All teaching material is produced by the specialists who teach the course, specifically for the course, so that the teaching content is really specific and precise.

This content is then adapted in an audiovisual format that will create our way of working online, with the latest techniques that allow us to offer you high quality in all of the material that we provide you with.



Surgical Techniques and Procedures on Video

We introduce you to the latest techniques, to the latest educational advances, to the forefront of current dental techniques. All this, in first person, with the maximum rigor, explained and detailed for your assimilation and understanding. And best of all, you can watch them as many times as you want.



Interactive Summaries

We present the contents attractively and dynamically in multimedia lessons that include audio, videos, images, diagrams, and concept maps in order to reinforce knowledge.

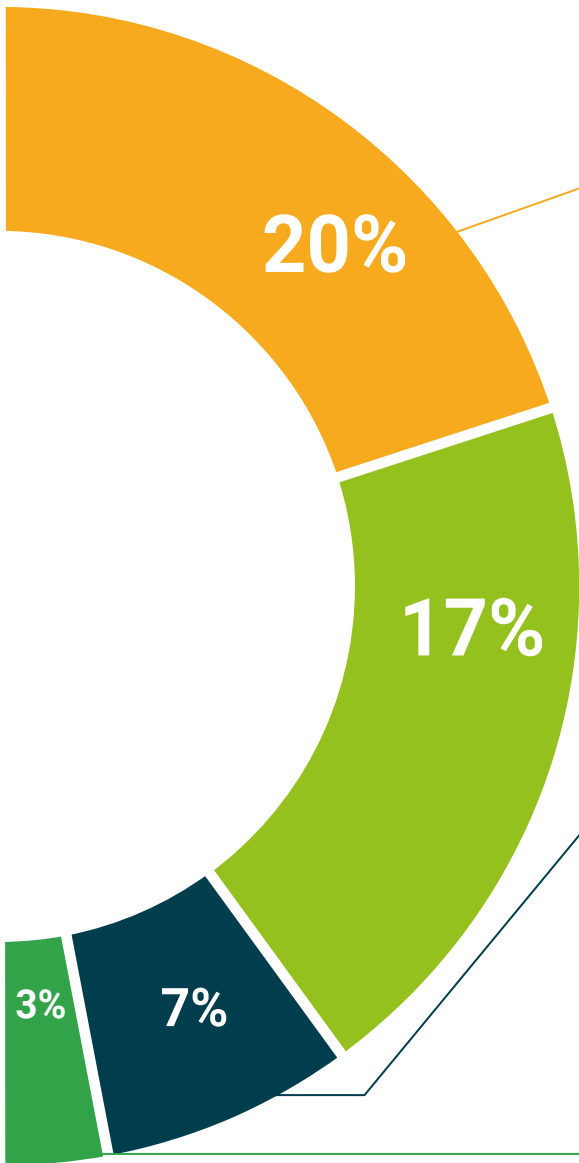
This multimedia content presentation training system was awarded by Microsoft as a "European Success Story".



Additional Reading

Recent articles, consensus documents, international guides. in our virtual library you will have access to everything you need to complete your training.





Expert-Led Case Studies and Case Analysis

Effective learning ought to be contextual. Therefore, we will present you with real case developments in which the expert will guide you through focusing on and solving the different situations: a clear and direct way to achieve the highest degree of understanding.



Testing & Re-Testing

We periodically evaluate and re-evaluate your knowledge throughout the program, through assessment and self-assessment activities and exercises: so that you can see how you are achieving your goals.



Classes

There is scientific evidence suggesting that observing third-party experts can be useful.

Learning from an expert strengthens knowledge and memory, and generates confidence in our difficult future decisions.



Quick Action Guides

We offer you the most relevant contents of the course in the form of worksheets or quick action guides. A synthetic, practical, and effective way to help you progress in your learning.



06

Certificate

The Postgraduate Certificate in Adhesion and Composites for Dentists guarantees you, in addition to the most rigorous and updated training, access to a certificate issued by TECH Global University.





“

*Receive your university degree
without having to travel"*

This program will allow you to obtain your **Postgraduate Certificate in Adhesion and Composites for Dentists** endorsed by **TECH Global University**, the world's largest online university.

TECH Global University is an official European University publicly recognized by the Government of Andorra ([official bulletin](#)). Andorra is part of the European Higher Education Area (EHEA) since 2003. The EHEA is an initiative promoted by the European Union that aims to organize the international training framework and harmonize the higher education systems of the member countries of this space. The project promotes common values, the implementation of collaborative tools and strengthening its quality assurance mechanisms to enhance collaboration and mobility among students, researchers and academics.

This **TECH Global University** title is a European program of continuing education and professional updating that guarantees the acquisition of competencies in its area of knowledge, providing a high curricular value to the student who completes the program.

Title: **Postgraduate Certificate in Adhesion and Composites for Dentists**

Modality: **online**

Duration: **12 weeks**

Accreditation: **11 ECTS**



*Apostille Convention. In the event that the student wishes to have their paper diploma issued with an apostille, TECH Global University will make the necessary arrangements to obtain it, at an additional cost.

future

health confidence people

education information tutors

guarantee accreditation teaching

institutions technology learning

community commitment

personalized service innovation

knowledge present

online tra

velopment

languages

virtual classroom

tech global
university

Postgraduate Certificate Adhesion and Composites for Dentists

- » Modality: online
- » Duration: 12 weeks
- » Certificate: TECH Global University
- » Credits: 11 ECTS
- » Schedule: at your own pace
- » Exams: online

Postgraduate Certificate

Adhesion and Composites for Dentists

