

Hybrid Professional Master's Degree Dentofacial Orthopedics



Hybrid Professional Master's Degree Dentofacial Orthopedics

Course Modality: Hybrid (Online + Clinical Internship)

Duration: 12 months.

Certificate: TECH Technological University

Teaching Hours: 1,620 hours.

Website: www.techtute.com/in/dentistry/hybrid-professional-master-degree/hybrid-professional-master-dentofacial-orthopedics

Index

01

Introduction

p. 4

02

Why Study this Hybrid
Professional Master's Degree?

p. 8

03

Objectives

p. 12

04

Skills

p. 18

05

Course Management

p. 22

06

Educational Plan

p. 26

07

Clinical Internship

p. 32

08

Where Can I Do the Clinical
Internship?

p. 38

09

Methodology

p. 44

10

Certificate

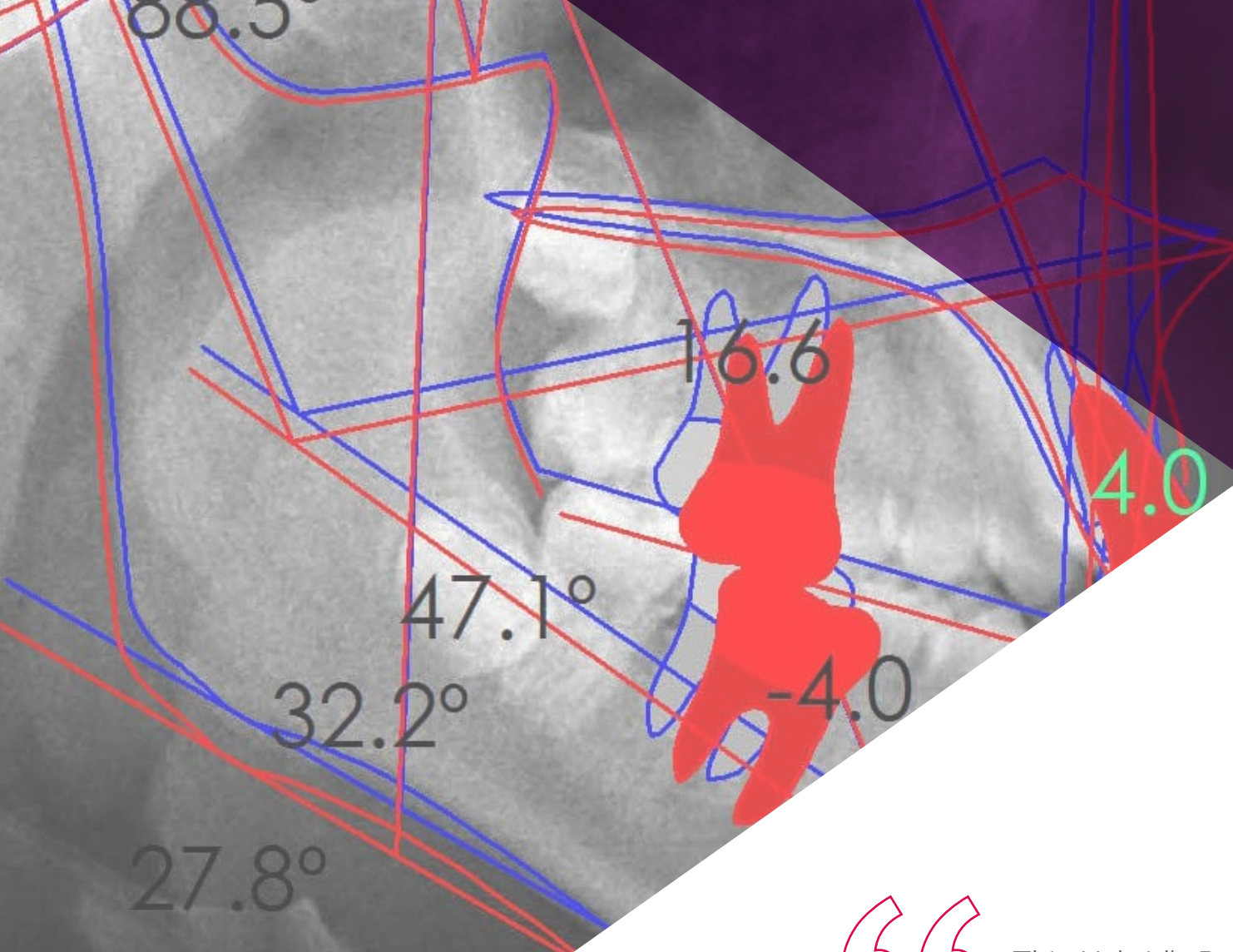
p. 52

01

Introduction

In recent years, personal appearance has become very important at a social level, a premise that highlights the need for people to have a perfect smile. For this reason, the demand for treatments aimed at solving dentofacial problems involving a correct placement of the teeth or malformations in the jaw continues to grow. Dentofacial Orthopedics allows the use of orthopedic appliances to correct transversal and vertical problems such as lack of space for the teeth, crossbites, jaw deficiencies, etc. For this reason, TECH has designed this program, in which the dental professionals have the opportunity to get up to date and integrate the most advanced knowledge in their daily work.





This Hybrid's Professional Master's Degree includes an internship in a recognized clinical center, where you will be able to update your knowledge in the latest techniques in Dentofacial Orthopedics"

The dentistry sector has not stopped growing in recent years due to the high demand of patients who, concerned about their oral health, come to clinical centers in search of fast and effective treatments. This has generated a technological update on the part of this healthcare field, which aims to offer patients high quality services. For this reason, TECH has designed this Hybrid Professional Master's Degree, in which the professionals will be able to update the latest advances and techniques on Dentofacial Orthopedics.

Throughout this face-to-face Master's Degree, the dentists will be able to delve into issues such as the vertical problem of craniofacial growth, the different instruments available for the treatment of malocclusions or the handling of appliances, such as the chin guard and facial mask, which are very useful in patients with skeletal class III.

The methodology used to develop this program has two distinct phases. The first is carried out in a 100% online format that will adapt to the circumstances of the dentists, since they will only need an electronic device and an Internet connection to study from wherever they wish. They will also have at their disposal the best multimedia resources to make the learning process effective and simple. Thus, they will have 24-hour access to all program materials: videos, master classes, theoretical and practical exercises, multimedia summaries and case studies.

At the end of this stage, the professionals will have the opportunity to carry out an on-site internship in a prestigious clinical center. This internship will take place over 3 weeks, a period in which not only will you receive the supervision of specialists from the hospital itself, but you will also have access to its equipment and deal with patients, making this a great option to update your skills in a completely real environment.

This **Hybrid Professional Master's Degree in Dentofacial Orthopedics** contains the most complete and up-to-date scientific program on the market. The most important features include:

- ◆ Development of more than 100 clinical cases presented by dental professionals specialized in Dentofacial Orthopedics
- ◆ The graphic, schematic and practical contents of which they are composed provide scientific and practical information on the disciplines that are essential for professional practice
- ◆ Evaluation of patients for the application of Aesthetic Treatments
- ◆ Comprehensive systematized action plans for the main dentofacial interventions
- ◆ Presentation of practical workshops on diagnostic techniques
- ◆ An algorithm-based interactive learning system for decision-making in the clinical situations presented throughout the course
- ◆ Practical clinical guides on approaching different pathologies
- ◆ With a special emphasis on evidence-based medicine and research methodologies in Dentistry
- ◆ All of this will be complemented by theoretical lessons, questions to the expert, debate forums on controversial topics, and individual reflection assignments
- ◆ Content that is accessible from any fixed or portable device with an Internet connection
- ◆ In addition, you will be able to carry out a clinical internship in one of the best hospitals in the world



Highly prestigious active professionals with extensive experience in Dentofacial Orthopedics will accompany you throughout the entire process”

“

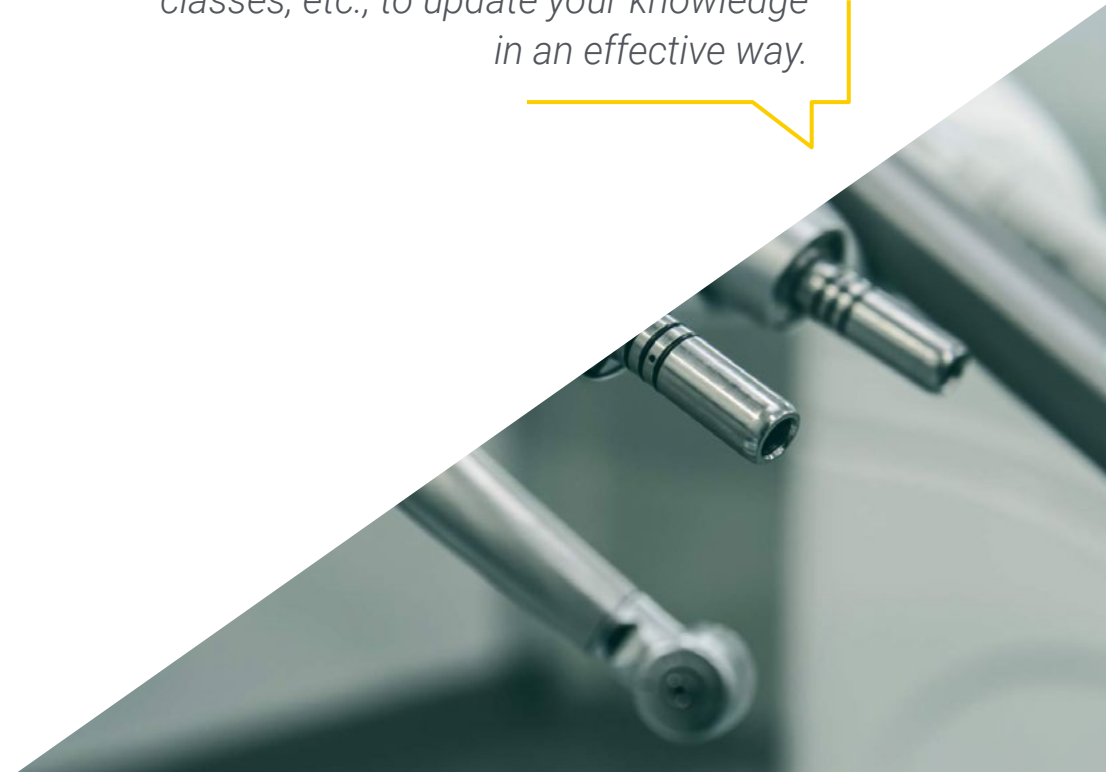
During the on-site stay you will be able to apply all the procedures and techniques presented throughout the online learning, making this program one of the best refresher options available for your profession as a dentist”

In this proposal for a Hybrid Professional Master's Degree, of a professionalizing nature and blended learning modality, the program is aimed at updating Dentistry perform their functions in prestigious centers, and who require from a high level of qualification. The contents are based on the latest scientific evidence, and oriented in a didactic way to integrate theoretical knowledge into medical practice. Thus, the theoretical and practical elements will facilitate the updating of knowledge and will allow decision making in patient management.

Thanks to its multimedia content developed with the latest educational technology, they will allow the dental professional a situated and contextual learning, that is to say, a simulated environment that will provide an immersive learning programmed to train in real situations. This program is designed around Problem-Based Learning, whereby the physician must try to solve the different professional practice situations that arise during the course. For this , purpose students will be assisted by an innovative interactive video system developed by renowned experts.

Thanks to this program, you will deepen your knowledge of aspects such as neuro-occlusal rehabilitation and asymmetries or the transverse syndrome and its manifestations.

You will have at your disposal the best multimedia materials: case studies, videos, interactive summaries, master classes, etc., to update your knowledge in an effective way.



02

Why Study this Hybrid Professional Master's Degree?

In the healthcare field, knowledge of theory is not enough to obtain a real update. In Dentistry, a discipline that does not stop advancing technologically, it is as important to know the latest developments as it is to know how to implement them in the different clinical settings that may occur. For this reason, TECH has designed this pioneering program, which combines the most recent updates in areas such as Orthopedics and Orthodontics with a practical stay in a prestigious clinical center. This is an opportunity for the students to obtain a complete vision of the most current panorama in the field of Dentofacial Orthopedics.

“

TECH is the only university that offers you the possibility of entering real clinical environments, with the best specialists, to learn about the latest advances in Dentofacial Orthopedics"

1. Updating from the latest technology available

The field of dentistry is constantly seeking to update all its methods, techniques and procedures in order to offer fast, quality and efficient services. Therefore, the specialist must have an in-depth knowledge of all this technology.

Under this premise, TECH presents this Hybrid Professional Master's Degree, in which the dentist will not only acquire theoretical knowledge, but will be able to apply it immediately in the professional field thanks to a practical stay in cutting-edge clinical centers.

2. Gaining In-Depth Knowledge from the Experience of Top Specialists

To ensure that the latest knowledge in the field of Dentofacial Orthopedics is kept up to date, a large team of experts will accompany the specialist throughout the entire practical period. Thus, thanks to a specially appointed tutor, the student will be able to see real patients, which will allow them to incorporate the most effective procedures and techniques in Dentofacial Orthopedics in their daily work.

3. Entering First-Class Clinical Environments

The centers available for internships have been carefully selected by TECH. Thanks to this, the dentists will have access to a prestigious clinical environment, where they will experience the day-to-day life of a demanding and rigorous area of work. In this way, they will not only be able to apply all the knowledge acquired with real patients, but will also perfect their technical and communicative skills.





4. Combining the Best Theory with State-of-the-Art Practice

This Hybrid Professional Master's Degree is based on a new learning model that aims to break with all the traditional models existing in the academic market. It is a 100% practical program, in which not only theoretical knowledge is acquired, but all this is put into practice during a stay of 3 weeks in a high prestige clinical center.

5. Expanding the Boundaries of Knowledge

The practical phase of this program offers the opportunity to work not only in national but also in international centers. In this way, the dentists can expand their frontiers and catch up with the best professionals from different continents.

“

You will have full practical immersion at the center of your choice”

03 Objectives

The design of the program of this Hybrid Professional Master's Degree will allow the students to acquire a set of skills necessary to update in the profession, deepening in key aspects of Dentofacial Orthopedics. It is an opportunity in which the acquisition of knowledge will drive the professionals from a global perspective, which will allow them to achieve all the objectives they set for themselves. For this reason, TECH has established a series of general and specific objectives for the satisfaction of future graduates, as follows.





“

Achieve all your professional goals thanks to this degree, specially designed for the practicing dentist"



General Objective

- The general objective of this Hybrid Professional Master's Degree is to know the treatments of Dentofacial Orthopedics applicable to the dental clinic, being able to expand the portfolio of services and acquire a deep vision whose demand is booming. In addition, it is also a goal of the program that the professionals can recommend to each patient the ideal and personalized treatment for each case. Similarly, another purpose of this program is for the dentist to delve into the business structure of a dental clinic from different angles, in order to optimize the necessary resources in the search for maximum profitability of the business

“

All the latest developments in Dentofacial Orthopedics can be found in this program, integrated into a single educational pathway”





Specific Objectives

Module 1. Introduction to Orthopedics

- ◆ Learn the basic concepts of Orthopedics
- ◆ Know the differences between Orthodontics and Orthopedics
- ◆ Study the different types of forces present
- ◆ Identify the classification and etiology of malocclusions
- ◆ Discover the differences between interceptive and corrective treatments
- ◆ Learn the importance of performing treatments in two phases
- ◆ Recognize the limits of treatment in Orthopedics and the possibility of resorting to Orthognathic Surgery

Module 2. Growth

- ◆ Learn the fundamental concepts of craniofacial growth
- ◆ Recognize the different phases that occur during growth
- ◆ Understand the different accepted theories regarding skeletal growth
- ◆ Know and identify cleft lip and palate
- ◆ Learn the importance of performing orthopedic treatments when the patient is at the peak of growth

Module 3. Diagnosis

- ♦ Learn the chronology and times of eruption
- ♦ Recognize the possible abnormalities of tooth formation that can be found in patients
- ♦ Understand the anomalies in eruption and how to identify them in patients
- ♦ Be able to perform bone-tooth discrepancy and Bolton discrepancy analysis
- ♦ Know how to identify all the structures present in the orthopantomographies, as well as any abnormalities that may exist
- ♦ Be able to identify and analyze telerradiographs, and extract as much information as possible from them
- ♦ Learn how to take quality intraoral and extraoral photographs for case studies and monitoring
- ♦ Identify the latest 3D diagnostic images and the useful information obtained from them

Module 4. Cephalometrics

- ♦ Learn the basic concepts on which cephalometric studies are based
- ♦ Identify patients' current growth stage based on Hassel's studies
- ♦ Perform the most commonly used cephalometric analyses, such as those developed by Steiner, Ricketts, McNamara, and Jarabak, and learn how to interpret the results
- ♦ Recognize the use of overlays as a useful element to assess treatment progress
- ♦ Identify frontal cephalometry, its structures, and the useful information it provides
- ♦ Learn about wrist radiography for studying skeletal growth
- ♦ Be able to identify a comprehensive diagnostic picture of the patient's problems for detailed study

Module 5. Vertical Problem

- ♦ Delve into the vertical problem of craniofacial growth
- ♦ Recognize the clinical manifestations of vertical problems, such as open bite and deep bite
- ♦ Describe the different vertical growth patterns, which will be very useful when choosing potential treatments
- ♦ Recognize the prevalence and etiology of vertical growth disorders
- ♦ Learn how to diagnose these vertical problems by using various diagnostic tests
- ♦ Understand how the occlusal plane is managed with the various appliances to try to improve patient vertical growth

Module 6. Transversal Problem

- ♦ Learn about transverse syndrome and its manifestations
- ♦ Identify the close relationship between Transverse Bone Problems and the upper airways
- ♦ Recognize the manifestations of a possible dentoalveolar compensation, masking a skeletal origin
- ♦ Identify possible treatments for these transverse problems, such as maxillary disjunction or dentoalveolar expansion
- ♦ Learn about the different appliances available to treat these malocclusions
- ♦ Recognize the relationship of these cross-cutting problems with the Skeletal Classes III
- ♦ Know the latest forms of cross-sectional diagnostics and how to interpret them

Module 7. Sagittal Problem

- ♦ Learn about anteroposterior syndrome and its possible manifestations
- ♦ Learn about the relationship between anteroposterior problems and the lower airways
- ♦ Recognize the prevalence and etiology of these malocclusions and learn to distinguish between a bone problem and a dental problem
- ♦ Delve into normal occlusion or Class I to know which is the ideal occlusion
- ♦ Identify Class II malocclusion and its particularities
- ♦ Carefully analyze the treatment forms and appliances for skeletal and dental Class II
- ♦ Learn the latest methods of mandibular advancement with clear aligners with the Invisalign System
- ♦ Know Class III malocclusion, both osseous and dental
- ♦ Obtain the necessary knowledge to manage these malocclusions, as well as the most effective appliances to treat them
- ♦ Learn the use of appliances, such as the chin and face mask, which are very useful in these patients with skeletal Class III
- ♦ Apply the treatment of skeletal Class III with Bollard mini-plates described by
- ♦ Le Clerk, which, in spite of being more invasive, obtains a very significant result
- ♦ Review patient habits that influence these anteroposterior malocclusions

Module 8. Neuro-occlusal Rehabilitation

- ♦ Learn the functional rehabilitation method described by Dr. Pedro Planas
- ♦ Recognize the classification of functional lesions present in patients
- ♦ Learn the fundamental laws of occlusion for normal craniofacial development
- ♦ Identify the most effective treatments, from simple occlusal grinding to placing tracks
- ♦ Know how to use functional devices in order to restore the patients normal function

Module 9. Habits

- ♦ Recognize the importance of habits and the intimate relationship with the correct craniofacial development
- ♦ Understand mouth breathing, its possible causes and treatment
- ♦ Learn about muscular hypotonia syndrome and the most effective devices used to treat it
- ♦ Learn to identify dysfunctional swallowing, how it affects the rest of the stomatognathic apparatus and its possible treatment
- ♦ Identify the most common habits, such as lingual and labial interposition, their relationship with other malocclusions, and the importance of their treatment
- ♦ Recognize thumb sucking habits in patients and how to prevent them from persisting over time
- ♦ Know the most useful devices for treating habits
- ♦ Recognize the importance of working together with a speech therapist to allow for normal craniofacial development over time

Module 10. Asymmetries

- ♦ Identify the asymmetries present in patients and their particularities
- ♦ Classify the asymmetries that can be found in order to improve the efficiency of treatments
- ♦ Recognize the etiology and prevalence of asymmetries in order to more effectively identify them
- ♦ Learn the protocols for asymmetries according to their origin and current growth stage
- ♦ Recognize the different existing devices available to treat asymmetries

04 Skills

Throughout this Hybrid Professional Master's Degree in Dentofacial Orthopedics, the professionals will update their skills in this complex deontological field, delving into issues such as the modification of the occlusal plane by means of functional and orthopedic appliances or the specific protocols for the treatment of asymmetries, whether functional or skeletal, etc.



“

Update your skills immediately, with total comfort, meeting the real needs of patients”



General Skills

- Recognize craniofacial growth and correct maxillofacial abnormalities
- Correctly diagnose maxillofacial disorders
- Identify the most effective techniques for the different problems patients may have
- Offer accurate and effective treatments to patients, taking into account the latest advances in the field

“

Through this program you will be able to provide quality and effective care to the patient with an oral pathology, based on the latest scientific advances”





Specific Skills

- ♦ Differentiate between orthopedics and orthodontics for more effective daily practice
- ♦ Classify malocclusions
- ♦ Recognize the boundary between orthopedics and orthognathic surgery
- ♦ Recognize the different stages of maxillofacial growth and the complexity of the process
- ♦ Identify the growth rate of different body parts
- ♦ Make more accurate diagnoses in order to treat patients better
- ♦ Identify the entire eruption process, as well as the abnormalities during it
- ♦ Use different tools for dentofacial treatments
- ♦ Identify and treat the different types of cephalometry
- ♦ Perform different types of X-rays according to the disorder
- ♦ Offer patients comprehensive diagnoses
- ♦ Identify the different vertical problems in craniofacial growth
- ♦ Address the prevalence of malocclusions according to sex and race
- ♦ Modify the occlusal plane with treatment, using functional and orthopedic appliances
- ♦ Identify the transverse planes of malocclusions
- ♦ Perform the two essential forms of treatment for this type of transversal problem
- ♦ Differentiate between a transverse bone problem and a dentoalveolar compression
- ♦ Distinguish a sagittal bone problem from a dental problem
- ♦ Recognize the population groups in which malocclusions and facial biotypes are most frequently found
- ♦ Identify the different types of malocclusions, both dental and skeletal
- ♦ Recover muscular function through the influence of mastication on skull development
- ♦ Understand how the chewing function can influence the correct development of certain malocclusions
- ♦ Perform treatments to rehabilitate occlusal function, from simple occlusal selective grinding on primary teeth, to placing tracks, and also by using functional appliances
- ♦ Identify the importance of habits in bone and muscle growth and development in the head and the rest of the body
- ♦ Recognize and correct the different habits that affect patients in this area
- ♦ Know the most important functional devices, which will help correct common habits and allow patients to regain optimal muscular and skeletal function
- ♦ Identify asymmetries, both functional and skeletal
- ♦ Classify asymmetries by location and also by whether they are skeletal or non-skeletal
- ♦ Use specific protocols to treat asymmetries, whether functional or skeletal, depending also on whether they are growing or not

05

Course Management

One of the most relevant aspects of this program is its teaching staff, as it is composed of leading specialists in Dentofacial Orthopedics. Thus, the professionals will be able to update their knowledge with great experts who know the current reality of this dental specialization and will be able to incorporate the most advanced techniques and procedures in this field into their own practice.





“

The teaching staff of this program is composed of leading experts of international prestige in the field of Orthopedic Deontology”

Management



Ms. Merino González, Belén

- ♦ Dental Surgeon at Merino Orthodontics
- ♦ Dental Surgeon at Adeslas Dental SAU, Clinica TorreLara and Clinica Zedent
- ♦ Management of the Department of Surgery at Ziving Clinic
- ♦ Periodontist at SMY-CLINICS LIMITED and Vivanta
- ♦ Master's Degree in Surgery, Periodontics and Implantology from the University of Alcalá



Merino González, Ramón

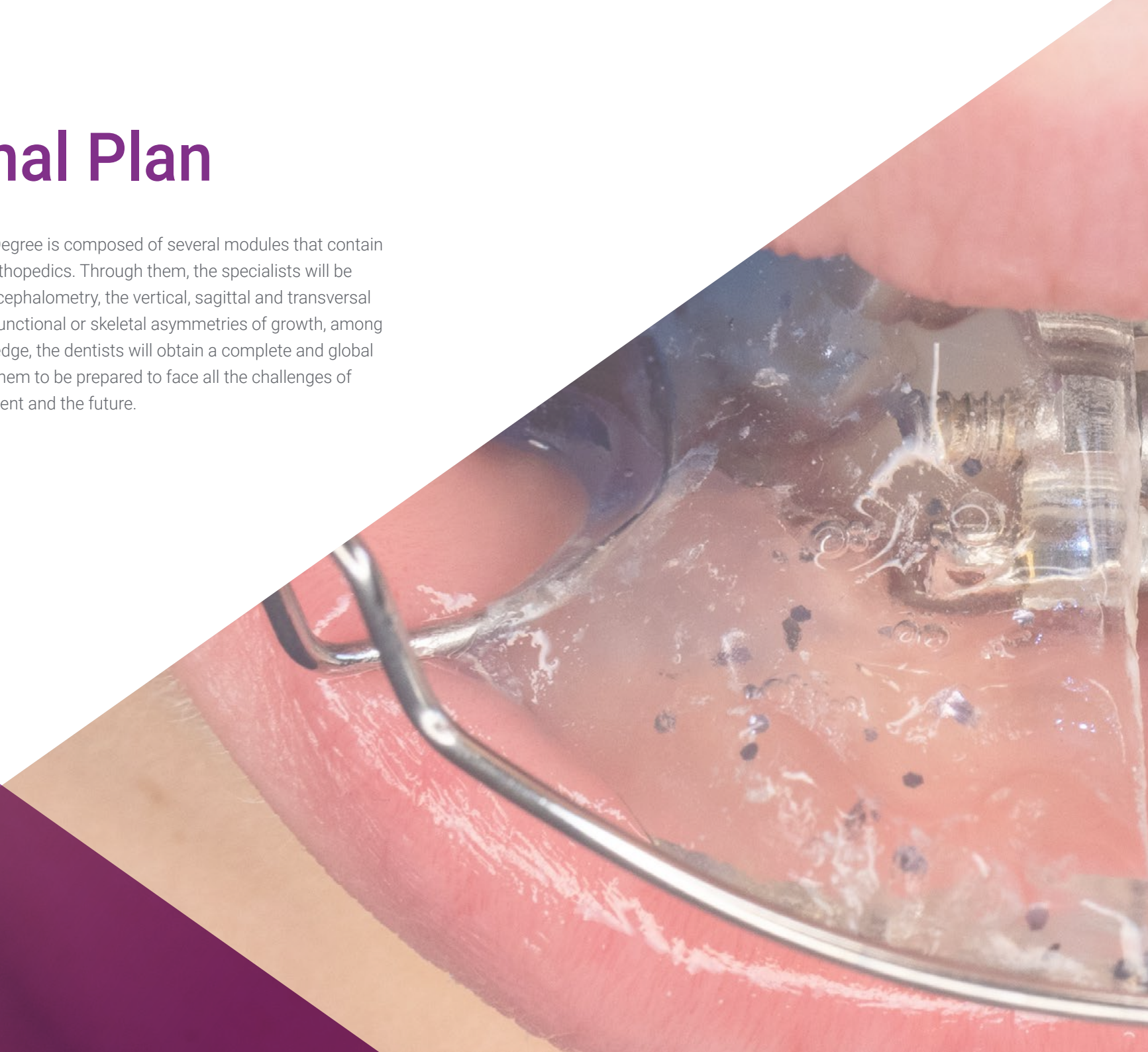
- ♦ Dentomaxillary Orthodontist at Merino Orthodontics
- ♦ Management of the Department of Orthodontics and Orthopedics at the Ziving Clinic
- ♦ Specialist in Orthodontics and Whitening at Los Robles Dental Clinic
- ♦ Preclinical Master by the IUM Mississippi of the University of Houston
- ♦ Master in Orthodontics and Dentomaxillary Orthopedics by the University of Alcalá
- ♦ Certified with the title of Invisalign Platinum Provider



06

Educational Plan

This Hybrid Professional Master's Degree is composed of several modules that contain the latest updates in Dentofacial Orthopedics. Through them, the specialists will be able to delve into subjects such as cephalometry, the vertical, sagittal and transversal problem of craniofacial growth or functional or skeletal asymmetries of growth, among many other issues. With this knowledge, the dentists will obtain a complete and global vision of the area, which will allow them to be prepared to face all the challenges of Dentofacial Orthopedics of the present and the future.





“

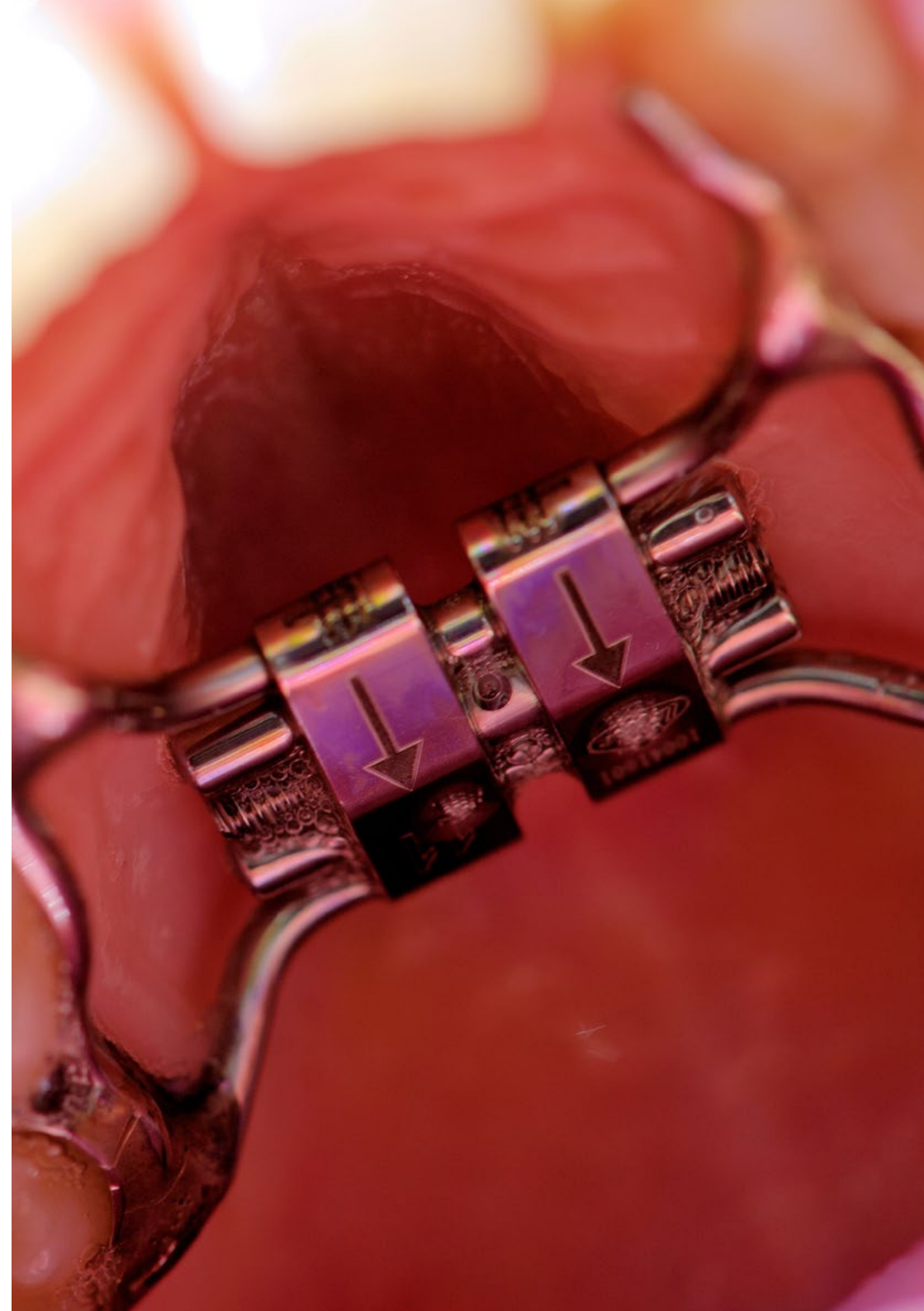
From module 1, you will see your knowledge expanded and updated. All in a comfortable and simple way"

Module 1. Introduction to Orthopedics

- 1.1. Basic Concepts
- 1.2. The Difference between Orthopedics and Orthodontics
- 1.3. Type of Forces
 - 1.3.1. Physiological Forces
 - 1.3.2. Functional Forces
 - 1.3.3. Orthodontic Forces
 - 1.3.4. Orthopedic Forces
- 1.4. Biomechanics
- 1.5. Etiology of Malocclusions
- 1.6. Classification of Malocclusions
- 1.7. Interceptive Treatment
- 1.8. Corrective Treatment
- 1.9. Importance of Two-Phase Treatment
- 1.10. Boundary between Orthopedics and Orthognathic Surgery

Module 2. Growth

- 2.1. Definition
 - 2.1.1. Growth
 - 2.1.2. Development
 - 2.1.3. Translocalization
 - 2.1.4. Maturation
- 2.2. Regularities of Growth and Development
- 2.3. Process complexity
- 2.4. Growth Rate of Different Body Parts
- 2.5. Craniofacial Growth Theories
- 2.6. Cranial Vault and Base Growth
- 2.7. Nasomaxillary Complex Growth
- 2.8. Labiopalatal Fissures
- 2.9. Jaw Growth
- 2.10. Peak Growth Treatment



Module 3. Diagnosis

- 3.1. Introduction to Diagnosis
- 3.2. Eruption Chronology
- 3.3. Formation Abnormalities
 - 3.1.1. Agenesis
 - 3.1.2. Supernumerary Teeth
 - 3.1.3. Mesiodens
- 3.4. Eruption Abnormalities
 - 3.4.1. Ectopic Eruption
 - 3.4.2. Included Teeth
 - 3.4.3. Retained Teeth
- 3.5. Bone-Tooth Discrepancy
- 3.6. Bolton Discrepancy
- 3.7. Orthopantomography
- 3.8. Lateral Skull Telerradiography
- 3.9. Intraoral and Extraoral Photographs
- 3.10. 3D Imaging (CBCT, CT)

Module 4. Cephalometrics

- 4.1. Introduction to Cephalometry
- 4.2. Hassel's Growth Stages
 - 4.2.1. Initiation
 - 4.2.2. Acceleration
 - 4.2.3. Transition
 - 4.2.4. Deceleration
 - 4.2.5. Maturation
 - 4.2.6. Termination

- 4.3. Steiner's Cephalometric Analysis
- 4.4. Ricketts' Cephalometric Analysis
- 4.5. McNamara's Cephalometric Analysis
- 4.6. Jarabak's Cephalometric Analysis
- 4.7. Superpositions
- 4.8. Frontal X-Ray
- 4.9. Wrist X-Ray
- 4.10. Comprehensive Diagnosis

Module 5. Vertical Problem

- 5.1. Definition
- 5.2. Open Bite
- 5.3. Deep Bite
- 5.4. Mesofacial Pattern
- 5.5. Dolico-facial Pattern
- 5.6. Brachy-facial Pattern
- 5.7. Diagnosis
- 5.8. Prevalence
- 5.9. Etiology
- 5.10. Occlusal Plane Management

Module 6. Transversal Problem

- 6.1. Definition of Transversal Syndrome
- 6.2. Relationship with the Airways
- 6.3. Dentoalveolar Compensation (Pedro Lorente Table)
- 6.4. Dentoalveolar Expansion
- 6.5. Maxillary Disjunction
- 6.6. Types of Disjunctions
- 6.7. Relation with Class III (Chin Strap and Facial Mask)
- 6.8. New Diagnostic Methods

Module 7. Sagittal Problem

- 7.1. Definition of Anteroposterior Syndrome
- 7.2. Relationship with the Airways
- 7.3. Prevalence
- 7.4. Etiology
- 7.5. Difference between Dental Class and Bone Class
- 7.6. Class I malocclusion
- 7.7. Class II Malocclusion
 - 7.7.1. Particularities
 - 7.7.2. Herbst Appliance
 - 7.7.3. Twin-Block Apparatus
 - 7.7.4. Functional Appliances
 - 7.7.5. Constructive Bite
 - 7.7.6. ITMA (Invisalign®)
- 7.8. Class III Malocclusion
 - 7.8.1. Particularities
 - 7.8.2. Anterior Maxillary Traction
 - 7.8.3. Facial Mask
 - 7.8.4. Chin Support
 - 7.8.5. Protocols
 - 7.8.6. Leclerc Bollard Miniplates
- 7.9. Associated Habits

Module 8. Neuro-Occlusal Rehabilitation

- 8.1. Concepts
- 8.2. Minimally Invasive Orthodontics
- 8.3. Classification of Functional Injuries
- 8.4. Planar laws
- 8.5. Selective Grinding
- 8.6. Direct Tracks
- 8.7. Devices





Module 9. Habits

- 9.1. Importance and Relationship with Development
- 9.2. Mouth Breathing
- 9.3. Muscle Hypotonia
- 9.4. Dysfunctional Swallowing
- 9.5. Lingual Interposition
- 9.6. Lip Interposition
- 9.7. Digital Sucking
- 9.8. Habit Control Devices
- 9.9. Speech Therapy

Module 10. Asymmetries

- 10.1. Definition
- 10.2. Classification of Asymmetries
- 10.3. Etiology
- 10.4. Functional Asymmetries Protocol
- 10.5. Skeletal Asymmetries in Growth Protocol
- 10.6. Asymmetric Appliances
- 10.7. Functional Asymmetric Appliances
- 10.8. Case Studies



You will combine theory and professional practice through a demanding and rewarding educational approach"

07

Clinical Internship

After completing the online period, the dentists have the opportunity to carry out an on-site stay in a center of recognized prestige in the field of Dentofacial Orthopedics. Thus, throughout 3 weeks of practice, the professional will carry out numerous clinical activities in this health area, updating in an immediate way in a real environment and with the accompaniment of specialists attached to the center itself.





“

You will carry out an on-site internship in a prestigious center, where you will receive guidance from the clinic's professionals during the 3 weeks of your stay”

The internship period of this Hybrid Professional Master's Degree consists of a 3-week stay in a prestigious clinical center. This stay is carried out from Monday to Friday, with 8 consecutive hours of learning with an assistant specialist. It is an opportunity for the dentist to meet real patients alongside a team of reference professionals in the field of Dentofacial Orthopedics.

The activities carried out during the internship period are aimed at developing and perfecting the skills needed by the professional to provide health services in which a high level of qualification is required. They are also oriented to specific training for the practice of the activity, ensuring patient safety and high professional performance of the dentist.

The practical part will be performed with the active participation of the student performing the activities and procedures of each area of competence (learning to learn and learning to do), with the accompaniment and guidance of teachers and other fellow trainees that facilitate teamwork and multidisciplinary integration as transversal competencies for the praxis of Dentofacial Orthopedics (learning to be and learning to relate).

The procedures described below will form the basis of the practical part of the training, and their implementation is subject to both the suitability of the patients and the availability of the center and its workload, with the proposed activities being as follows:





Module	Practical Activity
Initial and advanced diagnostic approach	Apply stepwise orthodontic diagnostics and follow up the patient during the treatment application
	Perform cephalometric analysis, with emphasis on 3D diagnostic techniques: CBCT y CT
	Evaluate the patient's habits, indicating changes in their routines to improve the effectiveness of treatment
	Evaluate the patient's at-risk habits to determine early diagnoses
Specific management of malocclusions and dentofacial deformities	Explore the craniofacial growth and development in the pediatric patient
	Evaluate the pathophysiology of tooth eruption in patients between 6 and 8 years of age
	Perform an analysis of growth and dentoalveolar adaptation in different malocclusions
	Assess and determine the differential diagnosis of etiological factors to avoid possible pathologies in the pediatric patient
Approach of Early Dentofacial Orthopedics	Determine the need for early orthopedics by performing the early orthopedic procedure in the pediatric patient
	Develop neuro-occlusal rehabilitation techniques in the pediatric patient to prevent pathologies of functional cause in the masticatory apparatus
	Apply treatments in deciduous and mixed dentition first phase
Approach of late dentofacial orthopedics	Apply orthodontic treatments in the permanent dentition patient
	Apply orthodontic treatments for anterior open bite, delving into the different existing types such as braces, clear aligners or incognito lingual orthodontics
	Apply orthodontics for the treatment of overbite, through braces with elastic bands or clear aligners
	Treat posterior crossbite and transversal problems using different types of orthodontics

Civil Liability Insurance

This institution's main concern is to guarantee the safety of the trainees and other collaborating agents involved in the internship process at the company. Among the measures dedicated to achieve this is the response to any incident that may occur during the entire teaching-learning process.

To this end, this educational entity undertakes to take out civil liability insurance to cover any eventuality that may arise during the internship during the stay at the internship center.

This liability policy for interns shall have broad coverage and shall be taken out prior to the start of the practical internship period. That way professionals will not have to worry in case of having to face an unexpected situation and will be covered until the end of the internship program at the center.



General Conditions for Practical Training

The general terms and conditions of the internship agreement for the program are as follows:

1. TUTOR: During the Hybrid Professional Master's Degree, students will be assigned with two tutors who will accompany them throughout the process, answering any doubts and questions that may arise. On the one hand, there will be a professional tutor belonging to the internship center who will have the purpose of guiding and supporting the student at all times. On the other hand, they will also be assigned with an academic tutor whose mission will be to coordinate and help the students during the whole process, solving doubts and facilitating everything they may need. In this way, the student will be accompanied and will be able to discuss any doubts that may arise, both clinical and academic.

2. DURATION: The internship program will have a duration of three continuous weeks, in 8-hour days, 5 days a week. The days of attendance and the schedule will be the responsibility of the center and the professional will be informed well in advance so that they can make the appropriate arrangements.

3. ABSENCE: If the students does not show up on the start date of the Hybrid Professional Master's Degree, they will lose the right to it, without the possibility of reimbursement or change of dates. Absence for more than two days from the internship, without justification or a medical reason, will result in the professional's withdrawal from the internship, therefore, automatic termination of the internship. Any problems that may arise during the course of the internship must be urgently reported to the academic tutor.

4. CERTIFICATION: Professionals who pass the Hybrid Professional Master's Degree will receive a certificate accrediting their stay at the center.

5. EMPLOYMENT RELATIONSHIP: the Hybrid Professional Master's Degree shall not constitute an employment relationship of any kind.

6. PRIOR EDUCATION: Some centers may require a certificate of prior education for the Hybrid Professional Master's Degree. In these cases, it will be necessary to submit it to the TECH internship department so that the assignment of the chosen center can be confirmed.

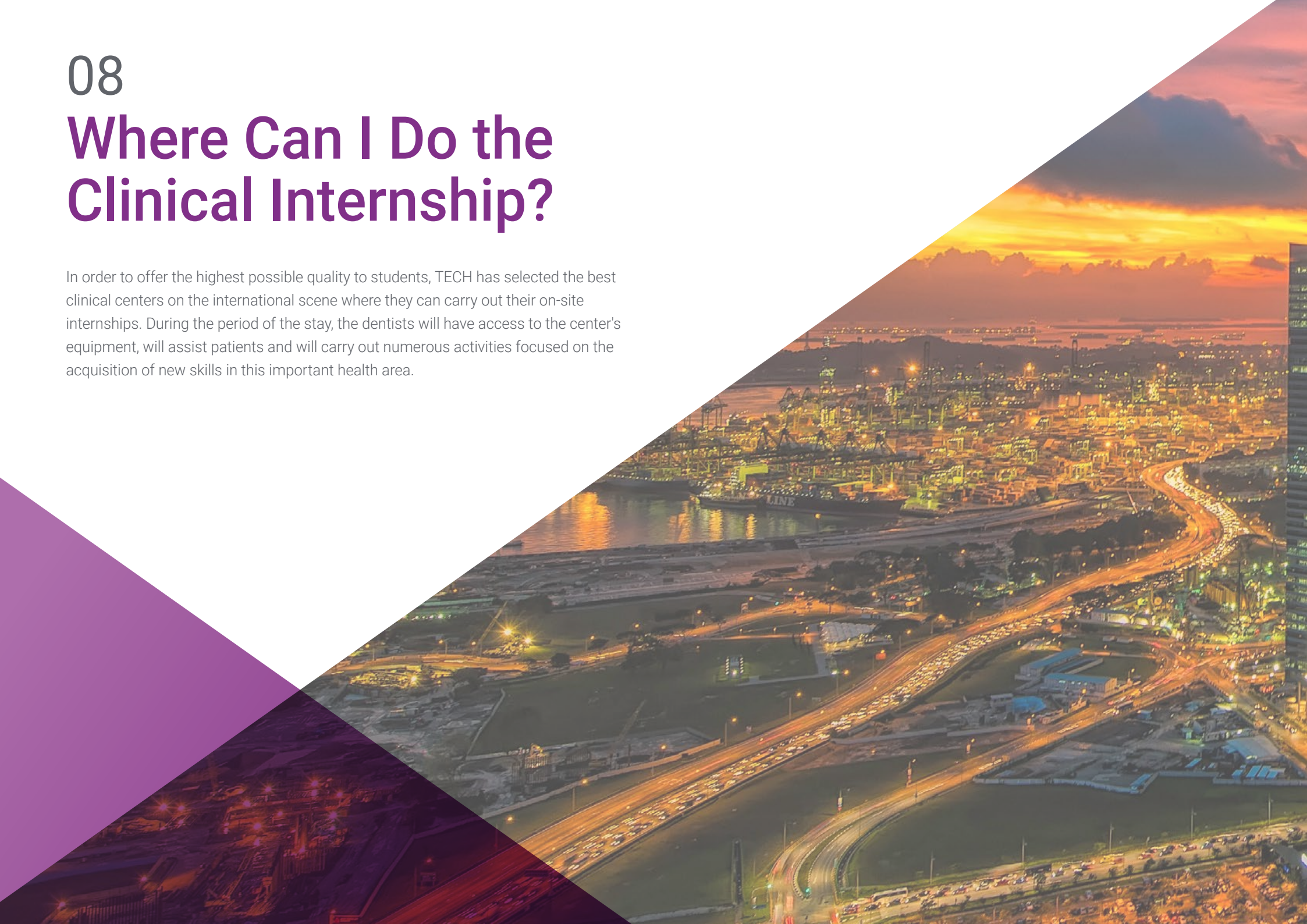
7. DOES NOT INCLUDE: The Hybrid Professional Master's Degree will not include any element not described in the present conditions. Therefore, it does not include accommodation, transportation to the city where the internship takes place, visas or any other items not listed

However, students may consult with their academic tutor for any questions or recommendations in this regard. The academic tutor will provide the student with all the necessary information to facilitate the procedures in any case.

08

Where Can I Do the Clinical Internship?

In order to offer the highest possible quality to students, TECH has selected the best clinical centers on the international scene where they can carry out their on-site internships. During the period of the stay, the dentists will have access to the center's equipment, will assist patients and will carry out numerous activities focused on the acquisition of new skills in this important health area.






“

TECH gives you the possibility to work out in the most prestigious centers to update yourself as a professional in a practical and immediate way, by the hand of the best specialists”



Students will be able to take the practical part of this Hybrid Professional Master's Degree in the following centers:



Dentistry

Buba Clínicas Dentales

Country	City
Spain	Madrid

Address: Calle Villanueva, 33 local derecha, Madrid 28001

Dental clinic expert in the promotion of oral health

Related internship programs:

- Oral Medicine
- Implantology and Oral Medicine



Dentistry

Hospital HM Modelo

Country	City
Spain	La Coruña

Address: Rúa Virrey Osorio, 30, 15011, A Coruña

Network of private clinics, hospitals and specialized centers distributed throughout Spain.

Related internship programs:

- Anaesthesiology and Resuscitation
- Palliative Care



Dentistry

Hospital Maternidad HM Belén

Country	City
Spain	La Coruña

Address: R. Filantropía, 3, 15011, A Coruña

Network of private clinics, hospitals and specialized centers distributed throughout Spain.

Related internship programs:

- Update in Assisted Reproduction
- Hospitals and Health Services Management



Dentistry

Hospital HM Rosaleda

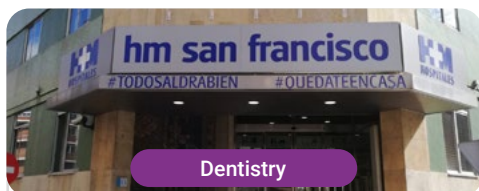
Country	City
Spain	La Coruña

Address: Rúa de Santiago León de Caracas, 1, 15701, Santiago de Compostela, A Coruña

Network of private clinics, hospitals and specialized centers distributed throughout Spain.

Related internship programs:

- Hair Transplantation
- Orthodontics and Dentofacial Orthopedics



Dentistry

Hospital HM San Francisco


Country	City
Spain	León

Address: C. Marqueses de San Isidro, 11, 24004, León

Network of private clinics, hospitals and specialized centers distributed throughout Spain.

Related internship programs:

- Update in Anesthesiology and Resuscitation
- Nursing in the Traumatology Service



Dentistry

Hospital HM Nou Delfos

Country	City
Spain	Barcelona

Address: Avinguda de Vallcarca, 151, 08023 Barcelona

Network of private clinics, hospitals and specialized centers distributed throughout Spain.

Related internship programs:

- Aesthetic Medicine
- Clinical Nutrition in Medicine



Dentistry

Hospital HM Madrid

Country	City
Spain	Madrid

Address: Pl. del Conde del Valle de Súchil, 16, 28015, Madrid

Network of private clinics, hospitals and specialized centers distributed throughout Spain.

Related internship programs:

- Palliative Care
- Anaesthesiology and Resuscitation



Dentistry

Hospital HM Montepíncipe

Country	City
Spain	Madrid

Address: Av. de Montepíncipe, 25, 28660, Boadilla del Monte, Madrid

Network of private clinics, hospitals and specialized centers distributed throughout Spain.

Related internship programs:

- Palliative Care
- Aesthetic Medicine



Dentistry

Hospital HM Torrelodones

Country: Spain
City: Madrid

Address: Av. Castillo Olivares, s/n, 28250, Torrelodones, Madrid

Network of private clinics, hospitals and specialized centers distributed throughout Spain.

Related internship programs:

- Anaesthesiology and Resuscitation
- Palliative Care



Dentistry

Hospital HM Sanchinarro

Country: Spain
City: Madrid

Address: Calle de Oña, 10, 28050, Madrid

Network of private clinics, hospitals and specialized centers distributed throughout Spain.

Related internship programs:

- Anaesthesiology and Resuscitation
- Palliative Care



Dentistry

Hospital HM Puerta del Sur

Country: Spain
City: Madrid

Address: Av. Carlos V, 70, 28938, Móstoles, Madrid

Network of private clinics, hospitals and specialized centers distributed throughout Spain.

- Related internship programs:**
- Palliative Care
 - Clinical Ophthalmology



Dentistry


Policlínico HM Arapiles

Country: Spain
City: Madrid

Address: C. de Arapiles, 8, 28015, Madrid

Network of private clinics, hospitals and specialized centers distributed throughout Spain.

- Related internship programs:**
- Anaesthesiology and Resuscitation
 - Pediatric Dentistry





Policlínico HM Cruz Verde

Country	City
Spain	Madrid

Address: Plaza de la Cruz Verde, 1-3, 28807, Alcalá de Henares, Madrid

Network of private clinics, hospitals and specialized centers distributed throughout Spain.

Related internship programs:

- Advanced Clinical Podiatry
- Optical Technologies and Clinical Optometry



Policlínico HM La Paloma

Country	City
Spain	Madrid

Address: Calle Hilados, 9, 28850, Torrejón de Ardoz, Madrid

Network of private clinics, hospitals and specialized centers distributed throughout Spain.

Related internship programs:

- Advanced Operating Room Nursing
- Orthodontics and Dentofacial Orthopedics

09

Methodology

This academic program offers students a different way of learning. Our methodology uses a cyclical learning approach: **Relearning**.

This teaching system is used, for example, in the most prestigious medical schools in the world, and major publications such as the **New England Journal of Medicine** have considered it to be one of the most effective.





“

Discover Relearning, a system that abandons conventional linear learning, to take you through cyclical teaching systems: a way of learning that has proven to be extremely effective, especially in subjects that require memorization"

At TECH we use the Case Method

In a given situation, what should a professional do? Throughout the program, students will face multiple simulated clinical cases, based on real patients, in which they will have to do research, establish hypotheses, and ultimately resolve the situation. There is an abundance of scientific evidence on the effectiveness of the method. Specialists learn better, faster, and more sustainably over time.

With TECH you will experience a way of learning that is shaking the foundations of traditional universities around the world.



According to Dr. Gérvas, the clinical case is the annotated presentation of a patient, or group of patients, which becomes a "case", an example or model that illustrates some peculiar clinical component, either because of its teaching power or because of its uniqueness or rarity. It is essential that the case is based on current professional life, trying to recreate the real conditions in the dentist's professional practice.

“

Did you know that this method was developed in 1912, at Harvard, for law students? The case method consisted of presenting students with real-life, complex situations for them to make decisions and justify their decisions on how to solve them. In 1924, Harvard adopted it as a standard teaching method”

The effectiveness of the method is justified by four fundamental achievements:

1. Dentists who follow this method not only grasp concepts, but also develop their mental capacity by means of exercises to evaluate real situations and apply their knowledge.
2. Learning is solidly translated into practical skills that allow the student to better integrate into the real world.
3. Ideas and concepts are understood more efficiently, given that the example situations are based on real-life.
4. Students like to feel that the effort they put into their studies is worthwhile. This then translates into a greater interest in learning and more time dedicated to working on the course.



Relearning Methodology

At TECH we enhance the case method with the best 100% online teaching methodology available: Relearning.

This university is the first in the world to combine the study of clinical cases with a 100% online learning system based on repetition, combining a minimum of 8 different elements in each lesson, a real revolution with respect to the mere study and analysis of cases.

The student will learn through real cases and by solving complex situations in simulated learning environments. These simulations are developed using state-of-the-art software to facilitate immersive learning.



At the forefront of world teaching, the Relearning method has managed to improve the overall satisfaction levels of professionals who complete their studies, with respect to the quality indicators of the best online university (Columbia University).

With this methodology we have trained more than 115,000 dentists with unprecedented success, in all specialties regardless of the workload. Our pedagogical methodology is developed in a highly competitive environment, with a university student body with a strong socioeconomic profile and an average age of 43.5 years old.

Relearning will allow you to learn with less effort and better performance, involving you more in your training, developing a critical mindset, defending arguments, and contrasting opinions: a direct equation for success.

In our program, learning is not a linear process, but rather a spiral (learn, unlearn, forget, and re-learn). Therefore, we combine each of these elements concentrically.

The overall score obtained by TECH's learning system is 8.01, according to the highest international standards.



This program offers the best educational material, prepared with professionals in mind:



Study Material

All teaching material is produced by the specialists who teach the course, specifically for the course, so that the teaching content is highly specific and precise.

These contents are then applied to the audiovisual format, to create the TECH online working method. All this, with the latest techniques that offer high quality pieces in each and every one of the materials that are made available to the student.



Educational Techniques and Procedures on Video

TECH introduces students to the latest techniques, the latest educational advances, and to the forefront of medical techniques. All of this in direct contact with students and explained in detail so as to aid their assimilation and understanding. And best of all, you can watch the videos as many times as you like.



Interactive Summaries

The TECH team presents the contents attractively and dynamically in multimedia lessons that include audio, videos, images, diagrams, and concept maps in order to reinforce knowledge.

This exclusive educational system for presenting multimedia content was awarded by Microsoft as a "European Success Story".



Additional Reading

Recent articles, consensus documents and international guidelines, among others. In TECH's virtual library, students will have access to everything they need to complete their course.





Expert-Led Case Studies and Case Analysis

Effective learning ought to be contextual. Therefore, TECH presents real cases in which the expert will guide students, focusing on and solving the different situations: a clear and direct way to achieve the highest degree of understanding.



Testing & Retesting

We periodically evaluate and re-evaluate students' knowledge throughout the program, through assessment and self-assessment activities and exercises, so that they can see how they are achieving their goals.



Classes

There is scientific evidence suggesting that observing third-party experts can be useful.
Learning from an Expert strengthens knowledge and memory, and generates confidence in future difficult decisions.



Quick Action Guides

TECH offers the most relevant contents of the course in the form of worksheets or quick action guides. A synthetic, practical, and effective way to help students progress in their learning.



10 Certificate

This Hybrid Professional Master's Degree in Dentofacial Orthopedics guarantees students, in addition to the most rigorous and up-to-date education, access to a Hybrid Professional Master's Degree diploma issued by TECH Technological University.





“

*Successfully complete this program
and receive your university qualification
without having to travel or fill out
laborious paperwork”*

This **Hybrid Professional Master's Degree in Dentofacial Orthopedics** contains the most complete and up-to-date program on the professional and educational field.

After the student has passed the assessments, they will receive their corresponding Hybrid Professional Master's Degree diploma issued by TECH Technological University via tracked delivery*.

In addition to the certificate, students will be able to obtain an academic transcript, as well as a certificate outlining the contents of the program. In order to do so, students should contact their academic advisor, who will provide them with all the necessary information.

Title: **Hybrid Professional Master's Degree in Dentofacial Orthopedics**

Course Modality: **Hybrid (Online + Clinical Internship)**

Duration: **12 months.**

Certificate: **TECH Technological University**

Teaching Hours: **1,620 hours.**



*Apostille Convention. In the event that the student wishes to have their paper certificate issued with an apostille, TECH EDUCATION will make the necessary arrangements to obtain it, at an additional cost.

future
health confidence people
education information tutors
guarantee accreditation teaching
institutions technology learning
community commitment
personalized service innovation
knowledge present quality
development languages
virtual classroom



Hybrid Professional Master's Degree

Dentofacial Orthopedics

Course Modality: Hybrid (Online + Clinical Internship)

Duration: 12 months.

Certificate: TECH Technological University

Teaching Hours: 1,620 hours.

Hybrid Professional Master's Degree Dentofacial Orthopedics

