

Hybrid Professional Master's Degree Periodontics and Mucogingival Surgery





Hybrid Professional Master's Degree Periodontics and Mucogingival Surgery

Modality: Hybrid (Online + Clinical Internship)

Duration: 12 months

Certificate: TECH Global University

60 + 5 ECTS Credits

Website: www.techtute.com/us/dentistry/hybrid-professional-master-degree/hybrid-professional-master-degree-periodontics-mucogingival-surgery

Index

01

Introduction

p. 4

02

Why Study this Hybrid
Professional Master's Degree?

p. 8

03

Objectives

p. 12

04

Skills

p. 18

05

Course Management

p. 22

06

Educational Plan

p. 30

07

Clinical Internship

p. 40

08

Where Can I Do the Clinical
Internship?

p. 46

09

Methodology

p. 54

10

Certificate

p. 62

01

Introduction

Gingivitis has become an oral disease that affects almost 50% of the population of school-age children and 70% of the adult population. On the other hand, periodontitis is considered to be responsible for more than 30% of tooth extractions in adults. For this reason, periodontics has become one of the most important preventive dentistry specialties in the last decade. This makes it essential for health professionals dedicated to this field to keep abreast of the advances in medical procedures that help improve the oral health of their patients. For this reason, we offer this Hybrid Professional Master's Degree, with which students will put into practice in a specialized center the theory previously learned 100% online.





“

If you want to become a periodontic dentist, you should know about regenerative procedures that help restore gum health"

Periodontics is a medical-surgical specialty that studies, prevents, diagnoses, and treats diseases that affect the structures that support the teeth. Professionals in this field have the priority of maintaining and preserving both the function and esthetic appearance of the teeth and underlying tissues. In this regard, they begin by performing an exploration, by probing the gums and separating the teeth to determine the degree of disease. This is essential to establish an adequate treatment, which may be oriented to remove tartar and plaque build-up and recommend a correct brushing routine. In more serious cases, curettage is performed under anesthesia or a surgery that allows the placement of an implant and orthodontics.

Having this knowledge is essential for those dentists who wish to specialize in this field. For this reason, this Hybrid Professional Master's Degree is presented as the ideal opportunity to review all the modalities of diagnosis, treatment and periodontal and peri-implant maintenance, providing the student with an update in the knowledge of the discipline. Students will find a program that covers the etiopathogenesis of periodontal diseases, basic and surgical therapeutics, not forgetting the newest approaches of regenerative therapy in periodontology. Likewise, approaches in diagnosis and implantological treatment, which complement periodontal treatments, will be provided.

The above, acquired through a 100% online methodology, will be complemented with a series of internships in a prestigious center in this field, which will help to immediately exercise everything learned. This is a plus point of the program, as it will give you the opportunity to learn, in a controlled and supervised environment, all the procedures, protocols and treatments to be applied in a real working practice.

This **Hybrid Professional Master's Degree in Periodontics and Mucogingival Surgery** contains the most complete and up-to-date scientific program on the market. The most important features include:

- ◆ Development of more than 100 clinical cases presented by dental professionals, experts in Periodontics and Mucogingival Surgery and university professors with extensive experience
- ◆ The graphic, schematic, and practical contents with which they are created provide scientific and practical information on the disciplines that are essential for professional practice
- ◆ The latest developments in Endodontics and Apical Microsurgery
- ◆ The practical exercises where the self-evaluation process can be carried out to improve learning
- ◆ Its emphasis on innovative methodologies in Periodontics and Mucogingival Surgery
- ◆ All this will be complemented by theoretical lessons, questions to the expert, debate forums on controversial topics, and individual reflection assignments
- ◆ Content that is accessible from any fixed or portable device with an Internet connection
- ◆ Furthermore, you will be able to carry out an internship in one of the best medical centers



If your professional plans include training in Periodontics, this program has a theoretical and practical modality to help you achieve it"

“

*Become the professional of tomorrow
by performing sinus lift surgery
techniques after dental trauma"*

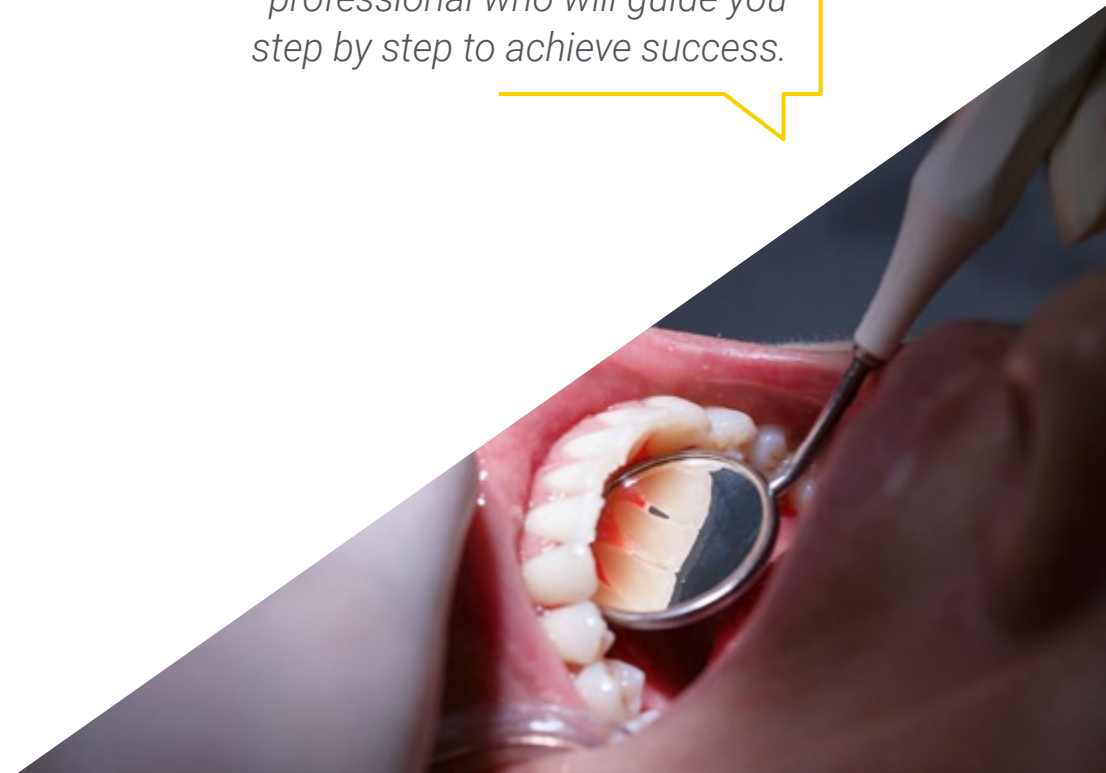
In this proposal for a Hybrid Professional Master's Degree, of a professionalizing nature and blended learning modality, the program is aimed at updating dental professionals who need to develop their skills in Periodontics and Mucogingival Surgery.

The contents are based on the latest scientific evidence and are oriented in a didactic way to integrate the theoretical knowledge in the dental practice. The theoretical-practical elements will facilitate the updating of knowledge and will allow the decision making in the management of the patient.

Thanks to the multimedia content, developed with the latest educational technology, dental professionals will benefit from situated and contextual learning, i.e., a simulated environment that will provide immersive learning programmed to train in real situations. This program is designed around Problem-Based Learning, whereby the physician must try to solve the different professional practice situations that arise during the course. For this purpose, students will be assisted by an innovative interactive video system created by renowned and experienced experts.

*Perform regenerative procedures
after extraction of impacted
periodontal attachments with
this qualification.*

*By taking this program, you
will be able to perform surgical
procedures accompanied by a
professional who will guide you
step by step to achieve success.*



02

Why Study this Hybrid Professional Master's Degree?

In the field of dentistry, it is as necessary to know the latest techniques and procedures for the treatment of periodontal diseases as it is to apply them properly in a real working environment. For this reason, TECH has created an innovative program, which allows the student to combine theoretical learning in the field of Periodontics and Mucogingival Surgery with a practical stay of 3 weeks in a high level clinical center. As a result, he will achieve skills with a great utility in his daily dental practice.





Why Study this Hybrid Professional | 09
Master's Degree?



“

This opportunity offered by TECH will allow you to combine the best theoretical learning in the market in Periodontics and Mucogingival Surgery with an excellent practical stay in a prestigious clinical environment”

1. Updating from the latest technology available

The world of Periodontics and Mucogingival Surgery has undergone numerous modifications in recent times thanks to the emergence of updated techniques for the detection, treatment or maintenance of periodontal pathologies. Because of this, TECH has opted to create this program, with which the dentist will master all these advances in a theoretical and practical way.

2. Gaining In-Depth Knowledge from the Experience of Top Experts

This Hybrid Professional Master's Degree is directed and taught by a teaching staff made up of active experts in the field of Periodontics and Mucogingival Surgery, so the didactic contents provided to the student will be completely updated. Likewise, in its practical phase you will join an excellent team of professionals who will provide you with the most useful skills in this field of dentistry.

3. Entering First-Class Clinical Environments

TECH carefully selects all the centers available for the realization of the internships of its Hybrid Professional Masters. Thanks to this, the specialist will have guaranteed access to a prestigious clinical environment in the area of Periodontics and Mucogingival Surgery. In this way, he will be able to experience the day-to-day of a demanding, rigorous and exhaustive area of work, always applying the latest theses and scientific postulates in their work praxis.





Why Study this Hybrid Professional | 11 tech Master's Degree?

4. Combining the Best Theory with State-of-the-Art Practice

Currently, there are many academic programs whose teaching load is inefficient and lacks real applicability in the workplace. Faced with this situation, TECH has created a program that will allow the student to combine an excellent and updated theoretical learning with a practical stay in a prestigious clinic, to ensure the usefulness of the skills acquired.

5. Expanding the Boundaries of Knowledge

TECH offers the possibility of carrying out the practical phase of this program of international scope. In this way, the expert will be able to expand his frontiers and catch up with the best professionals, who practice in first class clinics in different continents. A unique opportunity that only TECH could offer.

“

*You will have full practical immersion
at the center of your choice”*

03 Objectives

In its quest to always provide quality education, TECH has established a series of objectives that will serve as a learning guide. In this way, you will be able to develop your critical skills and abilities to develop a treatment plan according to the patients' needs.



“

By completing this program you will develop an initial diagnostic judgment and be to establish a reasoned diagnostic strategy"



General Objective

- The general objective of the Hybrid Professional Master's Degree in Periodontology and Mucogingival Surgery is to update the professional's theoretical and practical knowledge in the different areas of periodontology and Implant Dentistry, through scientific evidence-based dentistry

“

By completing this program you will develop an initial diagnostic judgment and establish a reasoned diagnostic strategy”





Specific Objectives

Module 1. Basic Periodontics

- ◆ Explain the macroscopic and microscopic anatomy of the periodontium, jaws and adjacent tissues and know how to apply this knowledge in diagnosis and periodontal and implantological treatments
- ◆ Describe the biology of osseointegration and be able to establish the biological differences between periodontal and peri-implant tissues
- ◆ Perform pre-surgical clinical history, pharmacological interactions and radiological techniques for periodontal diagnosis
- ◆ Analyze the etiopathogenesis and epidemiology of periodontal diseases, as well as the mechanisms of immune response and the role of cellular and molecular mediators in the evolution of periodontitis

Module 2. Periodontal Diseases

- ◆ Get to know of different non-plaque-induced inflammatory gingival lesions
- ◆ Define systemic diseases that are related and may interfere with the management of periodontitis
- ◆ Establish the classification and etiology of lesions of endodontic origin

Module 3. Examination, Diagnosis and Treatment Plan

- ◆ Identify dental, social, family history, smoking, hygiene habits of patients with periodontal disease
- ◆ Learn to carry out a Intraoral and Radiographic examination
- ◆ Know the steps to diagnose periodontal lesions

Module 4. Basic Non-Surgical Periodontal Treatment Initial Phase

- ◆ Perform mechanical control of supragingival plaque, through brushing and interdental cleaning
- ◆ Assess the risk of the patient's teeth through continuous examination and reassessment

Module 5. Surgical Periodontal Treatment Periodontal Surgery Access Therapy

- ◆ Identify the techniques for reducing the periodontal pocket, using different flaps such as the Widman, Neumann, distal wedge, among others
- ◆ Know the general guidelines in periodontal surgery

Module 6. Periodontal Restorative Treatment I: Periodontal Regeneration GTR

- ◆ Identify regenerative procedures such as scaling and root planing and flap-reinsertion surgeries
- ◆ Know the clinical application of RTG, performing a flap design and suturing the membranes

Module 7. Reconstructive Periodontal Treatment II: Periodontal Surgery Treatment of Furcation Lesions

- ◆ Determine the diagnosis and treatment of dental pieces through a periodontogram and radiographic tests
- ◆ Indicate treatment for different types of lesions depending on the degree of these
- ◆ Prognosis of furcation lesions

Module 8. Reconstructive Periodontal Treatment III: Periodontal and Mucogingival Plastic Surgery Basic Principles

- ◆ Know the etiopathogenesis and prevalence of mucogingival disorders
- ◆ Make a diagnosis and indications in mucogingival surgery, establishing criteria for action in pediatric, young and adult patients
- ◆ Learn about sutures, surgical instruments and postoperative care

Module 9. Reconstructive Periodontal Treatment IV: Periodontal and Mucogingival Plastic Surgery Autografts and Displaced Flaps for Root Resurfacing

- ◆ Know the step by step of a free epithelialized autograft
- ◆ Identify the indications, advantages and disadvantages and technique of displaced flaps

Module 10. Periodontal Reconstructive Treatment V: Periodontal and Mucogingival Plastic Surgery Bilaminar techniques for root canal veneering

- ◆ Know the surgical techniques for obtaining connective tissue grafts
- ◆ Make connective tissue grafts associated with displaced flaps
- ◆ Identify the types of biomaterials that substitute autologous grafts

Module 11. Reconstructive Periodontal Treatment VI: Periodontal and Mucogingival Plastic Surgery Corrective plastic surgery

- ◆ Know the process of surgical lengthening of the dental crown
- ◆ Identify the treatment of cervical abrasions and caries associated with gingival recession
- ◆ Establish the etiology and classification of alveolar ridge defects

Module 12. Implant Dentistry and Osseointegration

- ◆ Perform an historical review and generic terminology of dental implants
- ◆ Establish the different phases of the biology of osseointegration
- ◆ Allow the student to know the histology of bone tissue, periodontium and peri-implant tissue

Module 13. Mucogingival Surgery in Implant Dentistry

- ◆ Know of morphologic differences between periodontal and peri-implant soft tissues
- ◆ Identify the influence of gingival biotype and keratinized gingiva in implant dentistry
- ◆ Understand the existing techniques behind tissue reconstruction simultaneous with implant placement

Module 14. Peri-Implantitis

- ◆ Know the structural differences between peri-implant and periodontal tissues
- ◆ Apply different treatments for peri-implant diseases

Module 15. Periodontics and Endodontics

- ◆ Develop interactions between pulp disease and periodontal disease
- ◆ Determine the steps to carry out the appropriate approach to dental trauma
- ◆ Review the different injuries and the diagnosis for these

Module 16. Periodontics, Orthodontics and Occlusion

- ◆ Analyze the indications and contraindications of orthodontic treatment in periodontal patients
- ◆ Identify the advantages and disadvantages of orthodontic forces in the patient with controlled periodontitis
- ◆ Know orthodontic tooth movement in patients with destruction of periodontal tissue



Module 17. Laser in Periodontics

- ◆ Introduce the student to the use of lasers in periodontics through its historical evolution
- ◆ Detail the indications and applications of laser in periodontics

Module 18. Maintenance of Periodontal and Implant Dentistry Patients

- ◆ Determine the protocol for the maintenance of the periodontal patient
- ◆ Identify the protocol for the maintenance of the implanted patient
- ◆ Carry out preventive and therapeutic strategies

“

With this program you will become a comprehensive dentist, knowing all the steps involved in the treatment of patients”

04 Skills

After passing the evaluations of this program, the student will be qualified to face the work challenges that this field demands of specialized dentists in periodontics. Likewise, you will have developed a series of skills that will favor the creation of an action and treatment plan for patients with serious injuries.





“

With this Hybrid Professional Master's Degree you will acquire a series of fundamental skills for dentists who want to be updated in Periodontics and Mucogingival Surgery”



General Skills

- ◆ Apply your knowledge to your work in a professional manner and resolve problems that may arise within your field in a satisfactory manner
- ◆ Gather and interpret relevant data to make judgments that include reflection on relevant scientific or ethical issues
- ◆ Convey information, ideas, problems, and solutions to both specialized and non-specialized audiences
- ◆ Recognize the role of the dentist in prevention and protection actions against oral diseases, as well as in maintenance and promotion of health, both at the individual and community level
- ◆ Understand and recognize relevant social and psychological aspects in the treatment of patients





Specific Skills

- ♦ Develop an initial diagnostic judgment and establish a reasoned diagnostic strategy, being competent in recognizing situations that require urgent dental care
- ♦ Know and apply the basic treatment of the most common periodontal pathologies in patients of all ages
- ♦ Evaluate the periodontium, establishing a diagnosis, a prognosis and formulating a periodontal treatment plan
- ♦ Manage indications, contraindications, adverse effects, interactions and dosage of anti-inflammatory drugs, analgesics and antibiotics employment in periodontics
- ♦ Apply radiological techniques for diagnosis
- ♦ Master the fundamentals of non-surgical periodontal therapy and be competent in all periodontal instrumentation techniques, both supragingival and subgingival, using the appropriate instruments
- ♦ Apply the fundamentals of surgical periodontal therapy and periodontal surgical techniques at work
- ♦ Know and apply guided bone regeneration with membranes and freeze-dried bone and the technique of obtaining plasma rich in factors of growth
- ♦ Perform sinus lift surgical techniques, both traumatically and atraumatically
- ♦ Undertake immediate post-extraction Implant Dentistry
- ♦ Prepare the technique for taking bone grafts from the mandibular ramus and symphysis
- ♦ Manage complex and demanding clinical situations whether they are aesthetic or functional
- ♦ Diagnose the periodontal alterations that can occur around implants
- ♦ Apply alveolar ridge augmentation techniques with soft tissues and pre-prosthetic periodontal surgery
- ♦ Use mucoperiosteal flap techniques, gum grafting free of epithelium and connective tissue, pedunculated graft and aesthetic periodontal surgery
- ♦ Employ peri-implant maintenance techniques



Throughout this program, you will acquire the most efficient techniques for the treatment of complex clinical situations in patients suffering from periodontal pathologies"

05

Course Management

This program has an extraordinary teaching staff, trained in Periodontic treatment and Mucogingival Surgery. This multidisciplinary team has devised a syllabus that brings together the main foundations that every expert in this specialty must have to carry out their professional practice.





“

With this program, you will master the fundamentals of periodontal therapy following the teaching of a specialized teaching staff"

International Guest Director

Dr. Leena Palomo is an eminent educator, clinician and dental researcher, internationally recognized. With a solid academic background and a career marked by excellence, she stands out as a leading figure in Periodontology, committed to innovation, research and excellence in patient care. She currently holds a senior position as Chair of the Arthur Ashman Department of Periodontology and Implant Dentistry, one of the leading programs in periodontology, whose primary mission is to educate undergraduate and graduate students; engage in clinical and laboratory and provide comprehensive and optimal periodontal care to the people of New York. Her research focus has centered on vital areas such as women's health, aesthetics and quality of life. Of particular note is her leadership in collaborating with the Cleveland Clinic and the Center for Specialized Women's Health. In addition, she has played a key role in periodontal research and treatment for rheumatoid spectrum diseases, speaking at numerous national and international conferences on Sjögren's and Rheumatology, as well as publishing her wellness findings in multidisciplinary and interprofessional journals. Her commitment to educational excellence and mentoring has led numerous dental and medical students to achieve recognition for the quality of their theses. In this context, Dr. Palomo's educational philosophy emphasizes the importance of curiosity and constant questioning to drive discovery and continuous learning in the field of contemporary periodontology. Likewise, her outstanding career in the field of Dentistry and Periodontology has been rewarded with several awards for her work and research. Some examples are the "Strides in Science", American Association of Dental Research November Researcher (2012), and the American Academy of Periodontology, Board of Trustees, Special Citation Award (2019). She also actively collaborates with the American Academy of Periodontology (AAP) Foundation to improve the dental health of society through the dissemination of periodontal diseases and their therapies.




Dr. Leena Palomo

- Chair of the Arthur Ashman Department of Periodontology and Implant Dentistry.
- Professional Master's Degree in Periodontology from Case Western Reserve University
- Bachelor of Science in Dentistry from Case Western Reserve University. Awards:
 - Strides in Science," American Association of Dental Research November Researcher (2012)
 - American Academy of Periodontology, Board of Trustees, Special Citation Award (2019)
- Member of:
 - North East Society of Periodontology
 - American Board of Periodontology
 - Levi Award, American Academy of Periodontology Foundation
 - College of Dentistry
 - American Academy of Periodontology (AAP) Foundation

“

Thanks to TECH, you will be able to learn with the best professionals in the world"

Management



Dr. Bellver Fernández, Ricardo

- ♦ Degree in Dentistry Cardenal Herrera University
- ♦ Associate dentist in the Oral Surgery, Periodontics and Implant Dentistry Service Unit Ricardo Bellver Dental Clinic
- ♦ Master's Degree in Implant Dentistry and Oral Surgery Cardenal Herrera University
- ♦ Master's Degree in Dental Sciences University of Valencia
- ♦ Master's Degree in Periodontics. Claudio Gioia Dental Clinic
- ♦ .Surgical training at the Maxillofacial Service of the La Fe University Hospital, Maxillofacial and Stomatological Service unit, outpatient and operating rooms, children's and adult unit. Led by Dr. MC Baquero de la Hermosa
- ♦ Member of the Spanish Society of Prosthetics, Stomatology and Aesthetics (SEPA)
- ♦ Fellowship in bone regeneration Brescia, Italy
- ♦ Training in Mucogingival Surgery at the University of Bologna. Italy



Dr. Martínez Gómez, Berta

- ♦ Graduate in Dentistry at the Service of Pro dental, Dental Clinic, Dr. Mateo & Dr. Ribas
- ♦ Degree in Dentistry from the University of Barcelona
- ♦ Master's Degree in Comprehensive Periodontics C.G. Ongoing Training with Prof. Raúl G. Caffesse
- ♦ Master's Degree in Implant Dentistry and Prosthodontics by CIDESID
- ♦ Postgraduate course in Endodontics by Dr. Hipólito Fabra
- ♦ Diploma in Endodontics by CIDESID
- ♦ Advanced Multidisciplinary Course by Dr. Iñaki Gamborena San Sebastián, Spain
- ♦ Course in Prosthodontics and Dental Aesthetics by CIDESID
- ♦ Stratification Course on Posterior and Anterior Teeth by CIDESID
- ♦ Theoretical-practical course of periodontal surgery: Periodontal and Peri-implant tissue reconstruction. Professor. Massimo de Sanctis, Dr. Fabio Vignoletti. Italian Society of Dental Training. Forlì, Italy
- ♦ Collaborating Professor Master's Degree in Comprehensive Periodontics C.G. Training by Prof. Dr. Raúl Caffesse
- ♦ Private practice dedicated to Periodontics and Conservative Dentistry
- ♦ Member of: SEPA and Fellowship in Bone Regeneration. Dr. Carlo Tinti. Brescia. Italy

Professors

Dr. Aragüés, Alfredo

- ◆ Director of the Essential Dental Clinic Dr. Aragüés
- ◆ President of the College of Dentists of Burgos
- ◆ Degree in Dentistry from the ISCSP University Portugal
- ◆ Certificate in Periodontics from the Autonomous University of Nuevo León. Mexico
- ◆ Master's Degree in Periodontics from the University of Paris France
- ◆ Master's Degree in Smoking from the University of Cantabria
- ◆ Master's Degree in Laser from the University of Barcelona
- ◆ European Interuniversity Master's Degree
- ◆ Member of: World Clinical Laser Institute, Spanish Society of Periodontics and Osseointegration, European Federation of Periodontology, American Academy of Periodontics, Spanish Laser Society, International Society for Oral Laser Applications, World Association For Oral Therapy, Adriatic Laser Academy, Founder of the National Association of Self-Employed Dentists

Dr. García Martínez, Gonzalo

- ◆ Graduate in Dentistry
- ◆ Postgraduate in Orthodontics at the Gnathos Orthodontic Studies Center
- ◆ Expert in Orthognathic Surgery at the Ramón y Cajal University Hospital from the University of Alcalá
- ◆ Postgraduate in Orthognathic Surgery from the Roth-Williams Center for Functional Occlusion
- ◆ Postgraduate in Surgical Orthodontics and Orthognathic Surgery
- ◆ Collaborating professor in the Master's Degree of Implant Dentistry at the Miguel Hernández University. Elche, Spain
- ◆ Private practice with exclusive dedication to Orthodontics at Trees Dental Clinic. Cartagena

Dr. Contreras Coy, Lluís

- ◆ Graduate in Dentistry from the International University of Catalonia
- ◆ Master's Degree in Soft Tissue Management Around Teeth and Implants from the University of Bologna. Italy
- ◆ Master's Degree in Endodontics from the International University of Catalonia
- ◆ Postgraduate in Advanced Dental Aesthetics from the Catalan Society of Dentistry and Stomatology (SCOE)
- ◆ Honorable Mention by the SEI 2012 jury for communication: "ROG when placing implants in ridges with alveolar fenestrations"
- ◆ Graduate in Dentistry from the Rey Juan Carlos University
- ◆ Dentist Specialist in Periodontics and Osseointegration of the General Council of Dentists and Stomatologists of Spain
- ◆ Modular Master's Degree in Clinical Endodontics by Dr. C. Stambolsky, Ateneo de Postgrado Odontológico. Madrid, Spain
- ◆ Specialist in Implant Prosthesis from the Rey Juan Carlos University
- ◆ Expert in Dental Clinical Management from the Distance University of Madrid
- ◆ Member of: Catalan Society of Dentistry and Stomatology (SCOE), Spanish Society of Periodontics and Osseointegration (SEPA), Spanish Society of Stomatological Prosthetics (SEPES)

Dr Gioia Palavacino, Claudio

- ◆ Doctor in Dentistry
- ◆ Graduate in Dentistry from the National University of La Plata. Buenos Aires, Argentina
- ◆ Certificate in Periodontics from the University of Texas. Houston, USA USA
- ◆ Specialist in Integrated Dentistry and Implants from the University of Murcia. Murcia, Spain
- ◆ Director of C.G. Ongoing Training. Elche Alicante
- ◆ Member of: Spanish Society of Periodontology and Osseointegration (SEPA), European Federation of Periodontology (EFP), American Academy of Periodontology (AAP), Spanish Society of Stomatological and Aesthetic Prosthetics (SEPES)

Dr. García-Sala Bonmatí, Fernando

- ◆ Dentist Specialist in Rehabilitation, Periodontics and Advanced Oral Implant Dentistry at the Ilzarbe García Sala Clinic
- ◆ Co-director of the Master's Degree of Advanced Oral Implant Dentistry at the European University from Valencia (UEV)
- ◆ Associate Professor in the Department of Stomatology at the University of Valencia
- ◆ Professor of Oral Surgical Pathology at the UEV
- ◆ Official Master's Degree in Advanced Oral Implant Dentistry from the European University of Madrid
- ◆ Training in Mucogingival Surgery, taught by Dr. Zucchelli, at the University from Bologna of Italy
- ◆ Training in Bone Regeneration, taught by Dr. Urban, in Budapest, Hungary
- ◆ Certificate in Advances in Implant Dentistry and Oral Rehabilitation by the Faculty of Dentistry at New York University
- ◆ Graduate in Dentistry
- ◆ Member of: ITI (International Team Implant Dentistry), The Spanish Society of Stomatological and Aesthetic Prosthesis (SEPES)

Dr. Galán, Barán Abdi

- ◆ Graduate in Dentistry from the Rey Juan Carlos University
- ◆ Dentist Specialist in Periodontics and Osseointegration of the General Council of Dentists and Stomatologists of Spain
- ◆ Modular Master in Clinical Endodontics by Dr. C. Stambolsky, Ateneo de Postgrado Odontológico. Madrid, Spain
- ◆ Specialist in Implant Prosthesis from the Rey Juan Carlos University
- ◆ Expert in Dental Clinical Management from the Distance University of Madrid
- ◆ Member of: Spanish Society of Periodontics and Osseointegration (SEPA), Spanish Society of Stomatological Prosthesis (SEPES)

Dr. Hernández Cobo, Álvaro

- ◆ General Dentist Specialized in Periodontics and Prosthetics in the Dental Clinic
- ◆ Graduate in Dentistry from the Alfonso X el Sabio University
- ◆ University Specialist in Implants from the Miguel Hernández University. Elche, Spain
- ◆ Master in Comprehensive Periodontics CG Continuing Training with Professor Raúl G. Caffesse
- ◆ Master's Degree in Occlusion and Prosthodontics from the European School of Oral Rehabilitation Implant Dentistry and Biomaterials
- ◆ Advanced course in aesthetic mucogingival surgery with Giovanni Zucchelli as professor
- ◆ Advanced multidisciplinary course with Dr. Iñaki Gamborena
- ◆ Private practice specializing in periodontics, implants and high complexity oral rehabilitation
- ◆ Collaborating Professor in the Master's Degree in Periodontics with the teacher Raúl G. Caffesse at CG Education

Dr. Ruíz-Oriol, Carlota

- ◆ Degree in Dentistry from the University of Barcelona
- ◆ Postgraduate course in Dental prosthesis. Dr. Mallat. Catalan Society of Odontostomatology of the Academy of Medical Sciences
- ◆ Postgraduate course in Advanced Dental Esthetics. Dr. Padrós. Catalan Society of Odontostomatology of the Academy of Medical Sciences
- ◆ Master's Degree in Periodontics C.G. Ongoing Training. Dr. Raúl G. Caffesse
- ◆ Clinical Master's Degree in Implant Dentistry and Oral Prosthetics from the University of Barcelona
- ◆ Collaborating Professor Master's Degree in Comprehensive Periodontics C.G. Ongoing training

06

Educational Plan

With the syllabus of this Hybrid Professional Master's Degree in Periodontics and Mucogingival Surgery, students will acquire all the essential knowledge to carry out periodontal and peri-implant diagnosis, treatment and maintenance. In this way, you will assimilate the skills and abilities of a dentist of international prestige.





“

Mastering the techniques of mucoperiosteal flap, gum graft free of epithelium and connective tissue is easier with this theoretical and practical program”

Module 1. Basic Periodontics

- 1.1. Anatomy of the Periodontium
 - 1.1.1. Gingivae: Keratinized, Free, Inserted, Interdental
 - 1.1.2. Alveolar Mucosa
 - 1.1.3. Periodontal Ligament
 - 1.1.4. Root Cement
 - 1.1.5. Alveolar Bone
 - 1.1.6. Blood, Lymphatic and Nervous System of the Periodontium
 - 1.1.7. Periodontal Biotypes
 - 1.1.8. Biological Space
- 1.2. Epidemiology of Periodontal Disease
 - 1.2.1. Prevalence of Periodontal Diseases
 - 1.2.2. Risk Factors for Periodontitis
 - 1.2.3. Periodontal Diseases and Their Relation to Systemic Diseases
- 1.3. Microbiology of Periodontal Disease
 - 1.3.1. Biofilm and Dental Calculus Microbiological and Clinical Aspects
 - 1.3.2. Periodontal Infections
 - 1.3.3. Periodontal Pathogens
 - 1.3.4. Bacterial Plaque and Biofilm Disease Onset and Progression
- 1.4. Host-Parasite Interaction
 - 1.4.1. Disease Onset and Progression
 - 1.4.2. Pathogenesis of Periodontitis
 - 1.4.3. Host-Parasite Interaction
- 1.5. Factors Associated with Periodontal Disease
 - 1.5.1. Diabetes Mellitus
 - 1.5.2. Puberty, Pregnancy, Menopause
 - 1.5.3. Tobacco Use

Module 2. Periodontal Diseases

- 2.1. Non-Plaque-Induced Inflammatory Gingival Lesions
 - 2.1.1. Gingival Diseases of Bacterial Origin
 - 2.1.2. Gingival Injuries of Viral Origin
 - 2.1.3. Gingival Diseases of Mycotic Origin
 - 2.1.4. Gingival Diseases of Genetic Origin
 - 2.1.5. Gingival Diseases of Systemic Origin
 - 2.1.6. Trauma Lesions
- 2.2. Plaque-Induced Gingival Lesions
 - 2.2.1. Classification of Gingival Diseases
 - 2.2.2. Plaque-Induced Gingivitis
 - 2.2.3. Gingival Diseases Associated with Medications
 - 2.2.4. Gingival Diseases Associated with Systemic Diseases
- 2.3. Chronic Periodontitis
 - 2.3.1. General and Clinical Characteristics
 - 2.3.2. Susceptibility and Progression
 - 2.3.3. Risk Factors
- 2.4. Aggressive Periodontitis
 - 2.4.1. Classification
 - 2.4.2. Etiology and Pathogenesis
 - 2.4.3. Diagnosis
 - 2.4.4. Therapeutic Principles
- 2.5. Ulceronecrotizing Periodontal Disease
 - 2.5.1. General and Clinical Characteristics Classification
 - 2.5.2. Etiology and Pathogenesis
 - 2.5.3. Diagnosis
 - 2.5.4. Therapeutic Principles
- 2.6. Periodontal Abscess
 - 2.6.1. Introduction
 - 2.6.2. Classification
 - 2.6.3. Etiology, Pathogenesis, Histopathology and Microbiology
 - 2.6.4. Diagnosis
 - 2.6.5. Treatment

- 2.7. Endodontic Lesion
 - 2.7.1. Introduction
 - 2.7.2. Classification
 - 2.7.3. Etiology, Pulp Pathogenesis and Microbiology
 - 2.7.4. Diagnosis
 - 2.7.5. Effects of Periodontal Treatment on the Pulp
 - 2.7.6. Treatment
- 2.8. Halitosis

Module 3. Examination, Diagnosis and Treatment Plan

- 3.1. Anamnesis of the Patient with Periodontal Disease
 - 3.1.1. Dental, Social and Family History. Smoking Status, Hygiene Habits, etc
 - 3.1.2. Oral Hygiene Status
 - 3.1.3. Signs and Symptoms of Periodontal Disease: Gingiva, Periodontal Ligament and Alveolar Bone
- 3.2. Intraoral and Radiographic Examination
 - 3.2.1. Intraoral Examination: Periodontogram
 - 3.2.2. X-Ray Examination: Periapical Radiographic Series
 - 3.2.3. Screening for Periodontal Disease
- 3.3. Diagnosis
 - 3.3.1. Diagnosis of Periodontal Lesions
 - 3.3.2. Gingivitis
 - 3.3.3. Mild Periodontitis
 - 3.3.4. Moderate or Advanced Periodontitis
- 3.4. Treatment Plan
 - 3.4.1. Initial Treatment Plan
 - 3.4.2. Pretherapeutic Prognosis
 - 3.4.3. Re-evaluation
 - 3.4.4. Corrective or Reconstructive Therapy
 - 3.4.5. Maintenance Therapy

Module 4. Basic Non-Surgical Periodontal Treatment Initial Phase

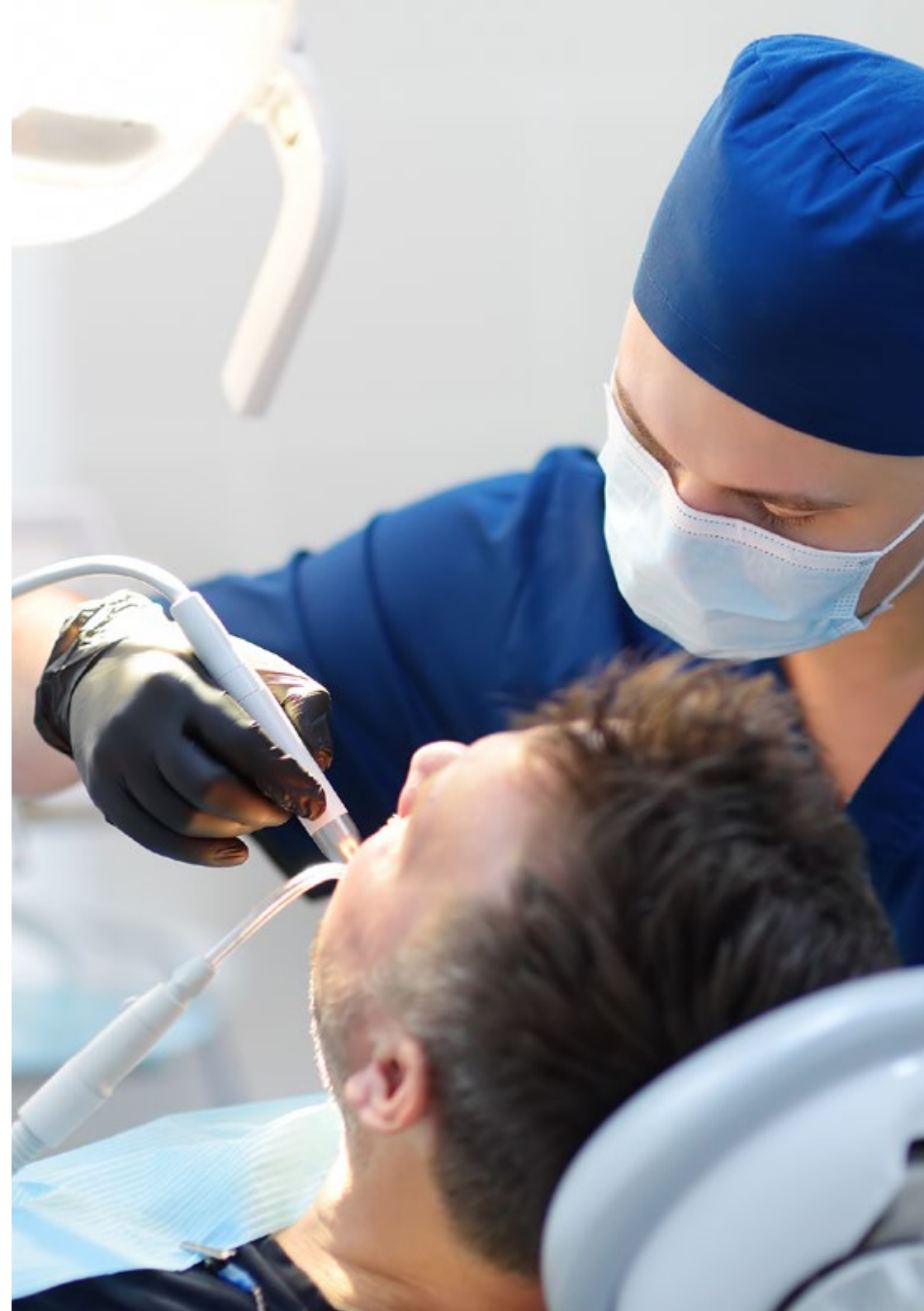
- 4.1. Mechanical Control of Supragingival Plaque
 - 4.1.1. Plaque Control: Brushing and Interdental Cleaning. Techniques
 - 4.1.2. Instruction and Motivation in Plaque Control
- 4.2. Chemical Control of Supragingival Plaque Use of Antiseptics in Periodontics
 - 4.2.1. Chemical Control Concept, Agents, Mechanisms of Action and Drivers
 - 4.2.2. Chemical Plaque Control Agent Classification
 - 4.2.3. Chlorhexidine: Toxicity, Pigmentation, Mechanism of Action, Clinical Use
- 4.3. Non-Surgical Treatment of Periodontal Disease
 - 4.3.1. Calculus Detection and Removal
 - 4.3.2. Debridement Techniques. Mechanical and Manual
 - 4.3.3. Postoperative Care and Control of Tooth Sensitivity
- 4.4. Pharmacological Treatment. Use of Antibiotics in Periodontics
 - 4.4.1. Principles of Antibiotics Therapy Specific Characteristics and Limitations
 - 4.4.2. Evaluation of Antimicrobials for Periodontal Therapy
- 4.5. Re-evaluation
 - 4.5.1. Interpretation of Results Treatment Evaluation
- 4.6. Periodontal Maintenance
 - 4.6.1. Risk Assessment: Patient, Tooth, Progression
 - 4.6.2. Objectives of Maintenance in Gingivitis and Periodontitis
 - 4.6.3. Continuous Review and Reassessment
 - 4.6.4. Motivation

Module 5. Surgical Periodontal Treatment Periodontal Surgery Access Therapy

- 5.1. Periodontal Pocket Reduction Techniques
 - 5.1.1. Gingivectomy
 - 5.1.2. Widman's Flap
 - 5.1.3. Modified Widman's Flap
 - 5.1.4. Neumann's Flap
 - 5.1.5. Apical Repositioning Flap
 - 5.1.6. Papilla Preservation Flap
 - 5.1.7. Distal Wedge Flap
 - 5.1.8. Bone Resective Surgery: Osteoplasty and Ostectomy
- 5.2. General Guidelines in Periodontal Surgery
 - 5.2.1. Objectives of Surgical Treatment
 - 5.2.2. Indications for Surgical Treatment
 - 5.2.3. Contraindications for Surgical Treatment
 - 5.2.4. Anesthesia in Periodontal Surgery
 - 5.2.5. Instruments in Periodontal Surgery
 - 5.2.6. Root Surface Treatment
 - 5.2.7. Suture in Periodontal Access Surgery
 - 5.2.8. Periodontal Dressings
 - 5.2.9. Pain Control and Postoperative Care

Module 6. Periodontal Restorative Treatment I: Periodontal Regeneration GTR

- 6.1. Basic Principles of Regeneration
 - 6.1.1. Introduction: Reintegration, New Insertion, Regeneration
 - 6.1.2. Indications for Regenerative Periodontal Surgery
 - 6.1.3. Assessment of Periodontal Regeneration: Probing, Radiographic and Histological
 - 6.1.4. Periodontal Wound Healing Regenerative Capabilities
 - 6.1.4.1. Bone Cells
 - 6.1.4.2. Gingival Connective Tissue
 - 6.1.4.3. Periodontal Ligament
 - 6.1.4.4. Epithelium



- 6.2. Regenerative Procedures
 - 6.2.1. Scaling and Root Smoothing and Needle Flap Surgeries
 - 6.2.2. Grafting- Regeneration Procedures
 - 6.2.2.1. Autogenous Grafts
 - 6.2.2.2. Allografts
 - 6.2.2.3. Xenografts
 - 6.2.2.4. Alloplastic Materials
 - 6.2.3. Root Surface Biomodification
 - 6.2.4. Membranes in Periodontal Regeneration Barrier Function
 - 6.2.5. Amelogenins in Periodontal Regeneration
- 6.3. Guided Tissue Regeneration (GTR)
 - 6.3.1. Clinical Application of GTR Intraosseous Defects
 - 6.3.2. GTR Technique Guidelines
 - 6.3.2.1. Design of the Flap
 - 6.3.2.2. Characteristics of the Defect to be Treated
 - 6.3.2.3. Preparation of the Defect
 - 6.3.2.4. Suture of the Membranes
 - 6.3.2.5. Flap Closure
 - 6.3.2.6. Postoperative Indications
 - 6.3.3. Influencing Factors: Patient, Defect, Technique and Healing
 - 6.3.4. Barrier Materials in GTR
 - 6.3.5. Resorbable Membranes

Module 7. Reconstructive Periodontal Treatment II: Periodontal Surgery Treatment of Furcation Lesions

- 7.1. Furcations Concept and Anatomy
 - 7.1.1. Upper Molars
 - 7.1.2. Upper Premolars
 - 7.1.3. Lower Molars
- 7.2. Diagnosis
 - 7.2.1. Periodontogram
 - 7.2.2. Radiographic Tests

- 7.3. Treatment
 - 7.3.1. Grade I Furcation Lesions
 - 7.3.2. Grade II Furcation Lesions
 - 7.3.3. Grade III Furcation Lesions
 - 7.3.4. Plastics of Furcation
 - 7.3.5. Furcation Tunneling
 - 7.3.6. Radectomy
 - 7.3.7. Regeneration of Furcation Lesions
 - 7.3.8. Extraction
- 7.4. Prognosis of Furcation Lesions

Module 8. Reconstructive Periodontal Treatment III: Periodontal and Mucogingival Plastic Surgery Basic Principles

- 8.1. Etiopathogenesis and Prevalence of Mucogingival Disorders
 - 8.1.1. Eruption Pattern
 - 8.1.2. Fenestration and Dehiscence
 - 8.1.3. Precipitating and Predisposing Factors
 - 8.1.4. Prevalence of Gingival Recession
- 8.2. Diagnosis and Indications in Mucogingival Surgery
 - 8.2.1. Diagnosing a Mucogingival Problem
 - 8.2.2. Performance Criteria in Pediatric, Young and Adult Patients
- 8.3. Gingival Recession
 - 8.3.1. Classification
- 8.4. Prognosis and Predetermination in Root Canal Veneering
- 8.5. Surgical Technique Selection
 - 8.5.1. Criteria for Choosing a Surgical Technique
 - 8.5.2. Anatomical Factors that Affect Prognosis
 - 8.5.3. Scientific Evidence
 - 8.5.4. Variables to Consider Depending on the Technique
- 8.6. Root Surface Treatment
- 8.7. Amelogenins in Mucogingival Surgery

- 8.8. Surgical Principles in Periodontal Plastic Surgery
 - 8.8.1. Incisions and Bevels
 - 8.8.2. Flaps
- 8.9. Sutures, Surgical Instruments and Postoperative Care
 - 8.9.1. Sutures, Materials, Characteristics, Knots and Suturing Techniques
 - 8.9.2. Surgical Instruments in Mucogingival Surgery
 - 8.9.3. Postoperative Care

Module 9. Reconstructive Periodontal Treatment IV: Periodontal and Mucogingival Plastic Surgery Autografts and Displaced Flaps for Root Resurfacing

- 9.1. Epithelialized Free Autograft
 - 9.1.1. Basic Principles
 - 9.1.1.1. Indications and Contraindications
 - 9.1.1.2. Advantages and Disadvantages
 - 9.1.1.3. Phases when Performing Epithelialized Autografts
 - 9.1.1.4. Donor Site Treatment
 - 9.1.1.5. Nourishment and Healing of the Graft and Donor Site
 - 9.1.1.6. Immediate Postoperative Complications
 - 9.1.2. Step-by-Step Technique
 - 9.1.2.1. Prophylactic Autograft
 - 9.1.2.2. Therapeutic Autograft
 - 9.1.2.3. Technique for Obtaining an Epithelialized Graft
 - 9.1.2.4. Creeping Attachment
- 9.2. Displaced Flaps Indications, Advantages and Disadvantages and Technique
 - 9.2.1. Coronal Displaced Flap (Single or Multiple)
 - 9.2.2. Multiple Coronal Displaced Flap with No Offloading
 - 9.2.3. Laterally Displaced and Coronally Advanced Flap
 - 9.2.4. Semilunar Flap
 - 9.2.5. Bipediculated Flap

Module 10. Periodontal Reconstructive Treatment V: Periodontal and Mucogingival Plastic Surgery Bilaminar techniques for root canal veneering

- 10.1. Introduction to Bilaminar Techniques
 - 10.1.1. Indications, Contraindications, Advantages, Disadvantages, Classification, Total-Partial Thicknesses
- 10.2. Surgical Techniques for Obtaining Connective Tissue Grafts
 - 10.2.1. Characteristics of the Palatal Fibromucosa
 - 10.2.2. Window or - *Trap-Door* Technique (Three Incisions)
 - 10.2.3. "I" Technique (Two Incisions)
 - 10.2.4. Envelope Technique (One Incision)
 - 10.2.5. De-Epithelialized Epithelial-Connective Tissue Grafting Technique
- 10.3. Connective Tissue Grafts Associated with Displaced Flaps
 - 10.3.1. Coronal Displaced Flap Associated with Subepithelial Connective Tissue Grafting
 - 10.3.2. Multiple Coronal Non-Discharged Displaced Flap Associated with Subepithelial Connective Tissue Grafting
 - 10.3.3. Lateral Displaced Flap Associated with Subepithelial Connective Tissue Grafting
 - 10.3.4. Bipedicled Flap Associated with Subepithelial Connective Tissue Grafting
- 10.4. Pocket or Envelope Connective Tissue Grafting and Tunneling
 - 10.4.1. Indications, Contraindications, Advantages and Disadvantages
 - 10.4.2. Techniques
- 10.5. Biomaterial Substitutes for Autologous Grafts
 - 10.5.1. Soft Tissue Allografts and Xenografts
 - 10.5.2. Indications, Contraindications, Advantages and Disadvantages
 - 10.5.3. Types, Characteristics and Handling

Module 11. Reconstructive Periodontal Treatment VI: Periodontal and Mucogingival Plastic Surgery Corrective plastic surgery

- 11.1. Surgical Lengthening of the Dental Crown
 - 11.1.1. Crown Lengthening for Prosthodontic Reasons
 - 11.1.2. Multiple Crown Lengthening for the Treatment of EPA
 - 11.1.2.1. Altered Passive Eruption
 - 11.1.2.2. EPA Treatment
 - 11.1.2.3. Apically Displaced Flap with Vestibular Osteoplasty
 - 11.1.2.4. Apically Displaced Flap with Osteoplasty and Vestibular Osteoplasty

- 11.2. Frenulum Surgery
 - 11.2.1. Upper Labial Frenulum Surgery
 - 11.2.2. Lower Labial Frenulum Surgery
- 11.3. Vestibular Plastic Surgery Vestibuloplasty
 - 11.3.1. Vestibuloplasty
 - 11.3.2. Vestibuloplasty Associated with Grafting
- 11.4. Treatment of Cervical Abrasions and Caries Associated with Gingival Recession
- 11.5. Treatment of Gingival Clefts
- 11.6. Composite Restorative Treatment in Conjunction with Surgical Root Canal Veneering
- 11.7. Treatment of Alveolar Ridge Defects Using Soft Tissue Augmentation
 - 11.7.1. Etiology and Classification of Alveolar Ridge Defects
 - 11.7.2. Surgical Techniques for Volume and Keratinized Gingival Augmentation

Module 12. Implant Dentistry and Osseointegration

- 12.1. Historical Review and Generic Terminology of Dental Implants
 - 12.1.1. Evolution of Implant Dentistry up to the 21st Century
 - 12.1.2. Generic Terminology of Dental Implants: Components and Nomenclature
- 12.2. Biology of Osseointegration
 - 12.2.1. Inflammatory Phase
 - 12.2.2. Proliferative Phase
 - 12.2.3. Maturation Phase
 - 12.2.4. Contact and Remote Osteogenesis
- 12.3. Anatomy in Implant Dentistry
 - 12.3.1. Anatomy of the Upper Jaw
 - 12.3.2. Anatomy of the Mandible
- 12.4. Histology of Bone Tissue, Periodontium and Peri-implant Tissue
- 12.5. Bone Availability in Implant Dentistry
- 12.6. Incision Techniques in Implant Dentistry
 - 12.6.1. Incisions in a Total Edentulous Patient
 - 12.6.2. Incisions in a Partial Edentulous Patient
 - 12.6.3. Incisions in the Aesthetic Sector
 - 12.6.4. Incisions in Bone Guided Regeneration Techniques
 - 12.6.5. Flapless

- 12.7. Surgical Instruments Detachment, Separation and Bone Regularization
- 12.8. Drilling Techniques in Implant Dentistry
 - 12.8.1. Drills and Components of the Surgical Trays
 - 12.8.2. Sequential Drilling
 - 12.8.3. Biological Drilling
- 12.9. Single-Stage Implants and Two-stage Implants

Module 13. Mucogingival Surgery in Implant Dentistry

- 13.1. Morphologic Differences Between Periodontal and Peri-Implant Soft Tissues
 - 13.1.1. Morphological
 - 13.1.2. Vascularization
- 13.2. Influence of Gingival Biotype and Keratinized Gingiva in Implant Dentistry
 - 13.2.1. Fine Biotype in Implant Dentistry
 - 13.2.2. Coarse Biotype in Implant Dentistry
 - 13.2.3. Risk Areas Implant-soft tissue union
 - 13.2.4. Keratinized Gingiva vs. Mucosa
- 13.3. Tissue Reconstruction Simultaneous to Implant Placement
 - 13.3.1. Tissue Reconstruction Simultaneous to Implant Placement immediately After an Extraction
 - 13.3.1.1. Clinical Benefits vs. Biological Limitations
 - 13.3.2. Tissue Reconstruction Simultaneous to Implant Placement Delayed After an Extraction
- 13.4. Delayed Tissue Reconstruction is After Placing an Implant
 - 13.4.1. Tissue Reconstruction Deferred to Implant Placement at the Time of Surgical Reopening - Second Phase
 - 13.4.2. Delayed Tissue Reconstruction After Placing an Implant Approach to Aesthetic Implant Failure
- 13.5. Surgical Techniques
 - 13.5.1. Alveolar Ridge Preservation Techniques
 - 13.5.1.1. Collagen Matrix
 - 13.5.1.2. Alveolar Sealing by Free Grafting
 - 13.5.1.3. Alveolar Sealing by Pedicle Grafting of the Palate
 - 13.5.1.4. Temporary Alveolar Sealing (Bio-Col)
 - 13.5.1.5. Combined Soft-Tissue-Bone Graft Tuber-Trephine Technique

- 13.5.2. Surgical Techniques for Obtaining Keratinized Gingiva Over Implants
 - 13.5.2.1. Palatal to Vestibular Fibromucosa Displacement
 - 13.5.2.2. Interproximal Pedicles
 - 13.5.2.3. Vestibular Pocket Pedicles
 - 13.5.2.4. Free Grafting on Implants
- 13.5.3. Surgical Techniques to Obtain Connective Tissue Volume
 - 13.5.3.1. Envelope Connective Tissue Grafting
 - 13.5.3.2. Pedicle Graft of the Palate

Module 14. Peri-Implantitis

- 14.1. Structural Differences Between Peri-Implant and Periodontal Tissues
 - 14.1.1. Tooth-Gum vs. Implant-Gum Interface
 - 14.1.2. Connective Tissue
 - 14.1.3. Vascularization
 - 14.1.4. Biological Space
 - 14.1.5. Microbiology
- 14.2. Mucositis
- 14.3. Mucositis vs. Peri-Implantitis
- 14.4. Peri-Implantitis
 - 14.4.1. Risk Factors
- 14.5. Treatment of Peri-Implant Diseases
 - 14.5.1. Mucositis Treatment
 - 14.5.2. Peri-Implantitis Treatment
 - 14.5.3. Non-Surgical Treatment
 - 14.5.4. Surgical Management
- 14.6. Maintenance of Peri-Implant Diseases

Module 15. Periodontics and Endodontics

- 15.1. Interactions Between Pulpal Disease and Periodontal Disease
- 15.2. Anatomic Considerations
 - 15.2.1. Dentinal Tubules
 - 15.2.2. Apical Foramen
 - 15.2.3. Periodontium
 - 15.2.4. Disease Interactions
- 15.3. Etiology
 - 15.3.1. Bacteria
 - 15.3.2. Fungi
 - 15.3.3. Virus
 - 15.3.4. Other Pathogens: Intrinsic and Extrinsic
- 15.4. Contributing Factors
 - 15.4.1. Incorrect Endodontic Treatment
 - 15.4.2. Incorrect Restorations
 - 15.4.3. Trauma
 - 15.4.3.1. Enamel Fracture
 - 15.4.3.2. Crown Fractures without Pulp Exposure
 - 15.4.3.3. Crown Fractures with Pulp Exposure
 - 15.4.3.4. Corono-Radicular Fracture
 - 15.4.3.5. Root Fracture
 - 15.4.3.6. Dislocation
 - 15.4.3.7. Avulsion
 - 15.4.4. Perforation
 - 15.4.5. Dental Malformation
- 15.5. Differential Diagnosis
 - 15.5.1. Endodontic Lesions
 - 15.5.2. Periodontal Injuries
 - 15.5.3. Combined Injuries
 - 15.5.3.1. Primary Endodontic Lesions with Secondary Periodontal Involvement
 - 15.5.3.2. Primary Periodontal Lesions with Secondary Periodontal Involvement
 - 15.5.3.3. Concomitant Lesion: Independent or Communicated
- 15.6. Prognosis

Module 16. Periodontics, Orthodontics and Occlusion

- 16.1. Indications and Contraindications for Orthodontic Treatment in the Periodontal Patient
 - 16.1.1. Indications
 - 16.1.2. Contraindications
 - 16.1.3. Orthodontic Planning in the Periodontal Patient
- 16.2. Advantages and Disadvantages of Orthodontic Forces in the Patient with Controlled Periodontitis
- 16.3. Biological Considerations
 - 16.3.1. Periodontal and Bone Response to Normal Function
 - 16.3.2. Structure and Function of the Periodontal Ligament
 - 16.3.3. Response of the Periodontal Ligament and Alveolar Bone to Maintained Orthodontic Forces
 - 16.3.4. Biological Control of Tooth Movement - Bioelectrical and Pressure-Voltage Theory
 - 16.3.5. Orthodontic Basics: Center of Resistance, Center of Rotation, Controlled Forces, Force-Transfer, Anchorage
- 16.4. Orthodontic Tooth Movement in Patients with Periodontal Tissue Destruction
 - 16.4.1. Considerations
 - 16.4.2. Tooth Movement into Infraosseous Pockets
 - 16.4.3. Types of Orthodontic Movements and their Influence on Periodontal Teeth
- 16.5. Symptomatology of Trauma due to Occlusion
 - 16.5.1. Angular Bone Defects
 - 16.5.2. Increased Tooth Mobility
- 16.6. Treatment of Increased Tooth Mobility
 - 16.6.1. Classification According to the Degree of Mobility, Periodontal Ligament Status and Alveolar Bone Status
 - 16.6.2. Treatment of Tooth Mobility

Module 17. Laser in Periodontics

- 17.1. Introduction to the Laser
 - 17.1.1. History of the Laser
 - 17.1.2. Low-Power Laser
 - 17.1.3. High-Power of Surgical Laser
 - 17.1.4. Laser Safety
- 17.2. Types of Laser Features
 - 17.2.1. Diode Laser
 - 17.2.2. Erbium Laser
- 17.3. Indications and Applications of Lasers in Periodontics
 - 17.3.1. As a Stand-Alone Treatment
 - 17.3.2. As a Complement to Conventional Treatment
- 17.4. Laser Therapy- Photobiomodulation

Module 18. Maintenance of Periodontal and Implant Dentistry Patients

- 18.1. Maintenance of Periodontal Patients
 - 18.1.1. Periodontal Maintenance in Patients with Gingivitis
 - 18.1.2. Periodontal Maintenance in Patients with Periodontitis
 - 18.1.3. Objectives of Periodontal Maintenance Therapy
 - 18.1.4. Risk Assessment
 - 18.1.5. Periodontal Maintenance Therapy in the Clinic
 - 18.1.5.1. Examination, Reassessment and Diagnosis
 - 18.1.5.2. Motivation, Reinstruction and Instrumentation
 - 18.1.5.3. Site-Specific Treatment
 - 18.1.5.4. Establishing Periodic Maintenance Intervals
- 18.2. Maintenance of Implant Patients
 - 18.2.1. Maintenance of Patients with Dental Implants
 - 18.2.2. Objectives of Implant Dentistry Maintenance Therapy
 - 18.2.3. Diagnosis of the Peri-Implant Problem
 - 18.2.3.1. Bleeding, Suppuration, Probing Depth, Radiographic Interpretation, Mobility
 - 18.2.4. Preventive and Therapeutic Strategies

07

Clinical Internship

In the final phase of this Hybrid Professional Master's Degree, the student has a practical internship in a prestigious clinical center that lasts 4 weeks, from Monday to Friday, guided by an associate specialist. This period will allow you to see real patients alongside a team of leading professionals in the area of Periodontics and Mucogingival Surgery, applying the most innovative diagnostic procedures and planning the latest generation therapeutics in each pathology.



“

Completing this program is the next step in guaranteeing excellence in your career”

In this completely practical internship program, the activities are aimed at developing and perfecting the skills necessary to provide dental care in areas and conditions that require highly qualified professionals, and are oriented towards specific expertise for practicing the activity, in a safe environment for the patient and with highly professional performance.

It is, without a doubt, an opportunity to acquire the new skills that guarantee the safety and satisfaction of patients undergoing periodontal treatments. This is a new way of understanding and integrating health processes, and turns a reference center into the ideal teaching setting for this innovative experience in the improvement of professional skills.

Practical teaching will be carried out with the active participation of the student, carrying out the activities and procedures of each area of competence (learning to learn and learning to do), with the accompaniment and guidance of teachers and other training partners that facilitate teamwork. and multidisciplinary integration as transversal competencies for dental practice (learning to be and learning to relate).

The procedures described below will be the basis of the practical part of the training, and their implementation is subject to both the suitability of the patients and the availability of the center and its volume of work, the proposed activities being the following:



Take advantage of this opportunity to surround yourself with expert professionals and benefit from their work methodology”





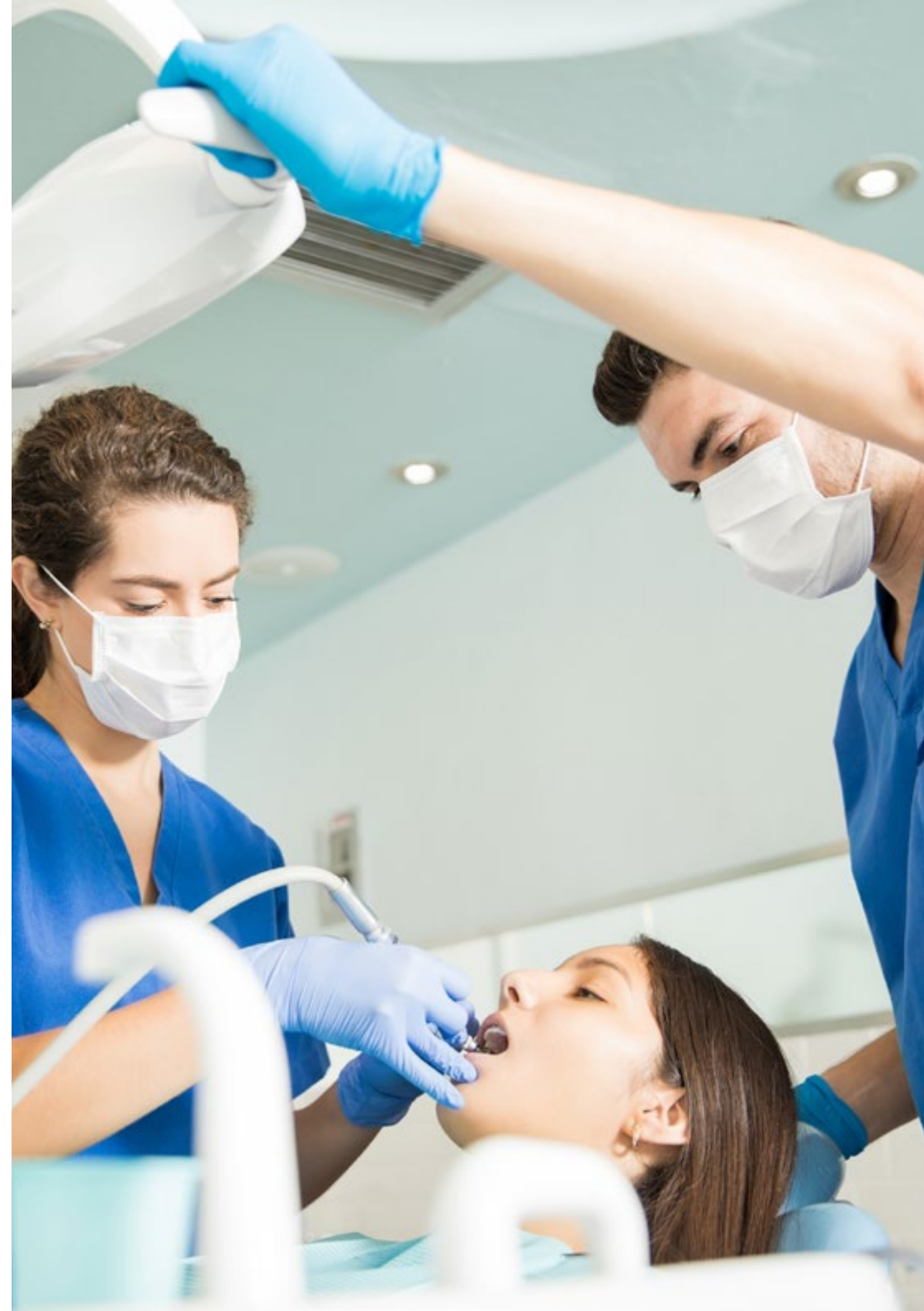
Module	Practical Activity
Examination, Diagnosis and Treatment Plan	Analyze the the Oral Hygiene Status of the Patient with Periodontal Disease
	Carry out a Intraoral and Radiographic Examination
	Diagnose Periodontal Lesions, Gingivitis and Mild, Moderate or Advanced Periodontitis
Surgical Periodontal Treatment Periodontal Surgery Access Therapy	Use the periodontal pocket reduction technique in the surgical treatment of pathology
	Apply anesthesia to perform periodontal surgery
	Undertaking suturing in periodontal access surgery
Reconstructive Periodontal Treatment II: Periodontal Surgery Treatment of Furcation Lesions	Perform radiographic tests to observe the extent of the lesion
	Interpret the results obtained in the periodontogram
	Develop a treatment for furcation lesion based on their severity: grade I, II and III
Mucogingival Surgery in Implant Dentistry	Shape the Tissues Simultaneous to Implant Placement
	Prepare tissue reconstruction deferred to implant placement
	Obtain keratinized gum on implants through of the application of innovative surgical techniques
Maintenance of Periodontal and Implant Dentistry Patients	Undertake periodontal maintenance therapy in clinic meet Periodontal Maintenance Therapy in the Clinic
	Diagnose a possible peri-implant problem

Civil Liability Insurance

This institution's main concern is to guarantee the safety of the trainees and other collaborating agents involved in the internship process at the company. Among the measures dedicated to achieve this is the response to any incident that may occur during the entire teaching-learning process.

To this end, this entity commits to purchasing a civil liability insurance policy to cover any eventuality that may arise during the course of the internship at the center.

This liability policy for interns will have broad coverage and will be taken out prior to the start of the practical training period. That way professionals will not have to worry in case of having to face an unexpected situation and will be covered until the end of the internship program at the center.



General Conditions of the Internship Program

The general terms and conditions of the internship agreement for the program are as follows:

1. TUTOR: During the Hybrid Professional Master's Degree, students will be assigned with two tutors who will accompany them throughout the process, answering any doubts and questions that may arise. On the one hand, there will be a professional tutor belonging to the internship center who will have the purpose of guiding and supporting the student at all times. On the other hand, they will also be assigned with an academic tutor whose mission will be to coordinate and help the students during the whole process, solving doubts and facilitating everything they may need. In this way, the student will be accompanied and will be able to discuss any doubts that may arise, both clinical and academic.

2. DURATION: The internship program will have a duration of three continuous weeks, in 8-hour days, 5 days a week. The days of attendance and the schedule will be the responsibility of the center and the professional will be informed well in advance so that they can make the appropriate arrangements.

3. ABSENCE: If the students does not show up on the start date of the Hybrid Professional Master's Degree, they will lose the right to it, without the possibility of reimbursement or change of dates. Absence for more than two days from the internship, without justification or a medical reason, will result in the professional's withdrawal from the internship, therefore, automatic termination of the internship. Any problems that may arise during the course of the internship must be urgently reported to the academic tutor.

4. CERTIFICATION: Professionals who pass the Hybrid Professional Master's Degree will receive a certificate accrediting their stay at the center.

5. EMPLOYMENT RELATIONSHIP: the Hybrid Professional Master's Degree shall not constitute an employment relationship of any kind.

6. PRIOR EDUCATION: Some centers may require a certificate of prior education for the Hybrid Professional Master's Degree. In these cases, it will be necessary to submit it to the TECH internship department so that the assignment of the chosen center can be confirmed.

7. DOES NOT INCLUDE: The Hybrid Professional Master's Degree will not include any element not described in the present conditions. Therefore, it does not include accommodation, transportation to the city where the internship takes place, visas or any other items not listed

However, students may consult with their academic tutor for any questions or recommendations in this regard. The academic tutor will provide the student with all the necessary information to facilitate the procedures in any case.

08

Where Can I Do the Clinical Internship?

Always seeking to provide the best education to its students, TECH has taken on the task of opening different learning possibilities. For this reason, this program has different dental centers that will and have everything necessary for an enriching and complete stay:





“

The time has come to take the leap out of the classroom. Get trained in these dental centers in oral surgery”



The student will be able to complete the practical part of this Hybrid Professional Master's Degree at the following centers:



Dentistry

Clínica Go Gaztambide

Country	City
Spain	Madrid

Address: Calle de Gaztambide, 52, bajo derecha, 28015 Madrid

Dental and Aesthetic Assistance Center

Related internship programs:

- Periodontics and Mucogingival Surgery
- Orthodontics and Dentofacial Orthopedics



Dentistry

Clínica Los Silos - Ignacio Vega


Country	City
Spain	Valence

Address: Carretera de Lliria, 59, 46100 Burjassot, Valencia

Clinic Specialized in Implant Dentistry, Conservative Dentistry, Endodontics, Orthodontics, Whitening, Periodontics, Prosthetics and Pediatric Dentistry

Related internship programs:

- Periodontics and Mucogingival Surgery



Dentistry

Rivera Odontólogos


Country	City
Spain	Madrid

Address: Calle Puente deume, Av. los Castillos, 6, Local (esquina, 28925 Alcorcón, Madrid)

Dental Clinic Specialized in Oral Surgery, Orthodontics, Periodontics and Endodontics

Related internship programs:

- Implant Dentistry and Oral Surgery
- Periodontics and Mucogingival Surgery



Dentistry

Arte Sano Dental

Country	City
Spain	Valence

Address: Passeig de la Ciutadella, 11, 46003 Valencia

Specialist dental center in implant dentistry and oral treatment

Related internship programs:

- Implant Dentistry and Oral Surgery
- Dental Clinic Management and Direction



Dentistry

Kiru Odontología Integral


Country	City
Spain	Madrid

Address: C. de López de Hoyos, 474, 28043 Madrid

Dental Clinic Specialized in Multiple Comprehensive Therapeutic and Aesthetic Services

Related internship programs:

- Updated Pediatric Dentistry
- Periodontics and Mucogingival Surgery



Dentistry

Grup Dr. Bladé - Clínica Les Corts

Country	City
Spain	Barcelona

Address: Calle Numancia 94-96, Bajos (08029) Barcelona

Advanced Dentistry Clinic and Dental Aesthetic Services

Related internship programs:

- Implant Dentistry and Oral Surgery
- Orthodontics and Dentofacial Orthopedics



Dentistry

Grup Dr. Bladé - Clínica Valencia Eixample

Country	City
Spain	Barcelona

Address: Carrer de Valencia 274, (08007) Barcelona

Advanced Dentistry Clinic and Dental Aesthetic Services

Related internship programs:

- Implant Dentistry and Oral Surgery
- Orthodontics and Dentofacial Orthopedics



Dentistry

Grup Dr. Bladé - Clínica Sabadell

Country	City
Spain	Barcelona

Address: Carrer Prat de la Riba 49, 08206, Barcelona

Advanced Dentistry Clinic and Dental Aesthetic Services

Related internship programs:

- Implant Dentistry and Oral Surgery
- Orthodontics and Dentofacial Orthopedics



Dentistry

Grup Dr. Bladé - Clínica Paris Eixample


Country: Spain City: Barcelona

Address: Carrer de Paris 127, 08036, Barcelona

Advanced Dentistry Clinic and Dental Aesthetic Services

Related internship programs:

- Implant Dentistry and Oral Surgery
- Orthodontics and Dentofacial Orthopedics



Dentistry

Centro Odontológico Santos Pilarica

Country: Spain City: Valladolid

Address: P.º de Juan Carlos I, 140, 47011 Valladolid

Dental and Aesthetic Assistance Clinic

Related internship programs:

- Dental Clinics Management and Direction
- Adhesive Aesthetic Dentistry



Dentistry

DentalSalud

Country: Spain City: Madrid

Address: Calle Francos Rodríguez, 48, 28039, Madrid

Dental clinic specialized in various dental areas

Related internship programs:

- Dental Clinics Management and Direction
- Periodontics and Mucogingival Surgery



Dentistry

Clínica Dr Dopico

Country: Spain City: Asturias

Address: C. de la Libertad, 1, 1ºB, 33180 Noreña, Asturias

Dental and Aesthetic Assistance Center

Related internship programs:

- Adhesive Aesthetic Dentistry
- Dental Clinics Management and Direction



Dentistry

Hospital HM Modelo

Country: Spain City: La Coruña

Address: Rúa Virrey Osorio, 30, 15011, A Coruña

Network of private clinics, hospitals and private specialized centers distributed throughout Spain

Related internship programs:

- Anaesthesiology and Resuscitation
- Palliative Care



Dentistry

Hospital Maternidad HM Belén

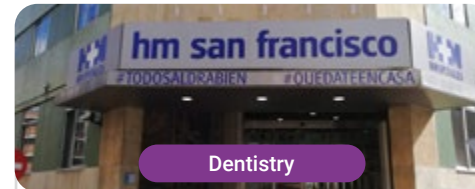
Country: Spain City: La Coruña

Address: R. Filantropía, 3, 15011, A Coruña

Network of private clinics, hospitals and private specialized centers distributed throughout Spain

Related internship programs:

- Update in Assisted Reproduction
- Hospitals and Health Services Management



Dentistry

Hospital HM San Francisco

Country: Spain City: León

Address: C. Marqueses de San Isidro, 11, 24004, León

Network of private clinics, hospitals and private specialized centers distributed throughout Spain

Related internship programs:

- Update in Anesthesiology and Resuscitation
- Trauma Nursing



Dentistry

Hospital HM Regla

Country: Spain City: León

Address: Calle Cardenal Landázuri, 2, 24003, León

Network of private clinics, hospitals and private specialized centers distributed throughout Spain

Related internship programs:

- Update on Psychiatric Treatment in Minor Patients



Dentistry

Hospital HM Nou Delfos

Country	City
Spain	Barcelona

Address: Avinguda de Vallcarca, 151, 08023 Barcelona

Network of private clinics, hospitals and private specialized centers distributed throughout Spain

Related internship programs:

- Aesthetic Medicine
- Clinical Nutrition in Medicine



Dentistry

Hospital HM Madrid

Country	City
Spain	Madrid

Address: Pl. del Conde del Valle de Súchil, 16, 28015, Madrid

Network of private clinics, hospitals and private specialized centers distributed throughout Spain

Related internship programs:

- Palliative Care
- Anaesthesiology and Resuscitation



Dentistry

Hospital HM Montepríncipe

Country	City
Spain	Madrid

Address: Av. de Montepríncipe, 25, 28660, Boadilla del Monte, Madrid

Network of private clinics, hospitals and private specialized centers distributed throughout Spain

Related internship programs:

- Palliative Care
- Aesthetic Medicine



Dentistry

Hospital HM Torreldones

Country	City
Spain	Madrid

Address: Av. Castillo Olivares, s/n, 28250, Torreldones, Madrid

Network of private clinics, hospitals and private specialized centers distributed throughout Spain

Related internship programs:

- Anaesthesiology and Resuscitation
- Palliative Care



Dentistry

Hospital HM Sanchinarro

Country	City
Spain	Madrid

Address: Calle de Oña, 10, 28050, Madrid

Network of private clinics, hospitals and private specialized centers distributed throughout Spain

Related internship programs:

- Anaesthesiology and Resuscitation
- Palliative Care



Dentistry

Hospital HM Puerta del Sur


Country	City
Spain	Madrid

Address: Av. Carlos V, 70, 28938, Móstoles, Madrid

Network of private clinics, hospitals and private specialized centers distributed throughout Spain

Related internship programs:

- Palliative Care
- Clinical Ophthalmology



Dentistry

Hospital HM Vallés


Country	City
Spain	Madrid

Address: Calle Santiago, 14, 28801, Alcalá de Henares, Madrid

Network of private clinics, hospitals and private specialized centers distributed throughout Spain

Related internship programs:

- Gynecologic Oncology
- Clinical Ophthalmology



Dentistry

Policlínico HM Arapiles

Country	City
Spain	Madrid

Address: C. de Arapiles, 8, 28015, Madrid

Network of private clinics, hospitals and private specialized centers distributed throughout Spain

Related internship programs:

- Anaesthesiology and Resuscitation
- Pediatric Dentistry



Dentistry

Policlínico HM Cruz Verde

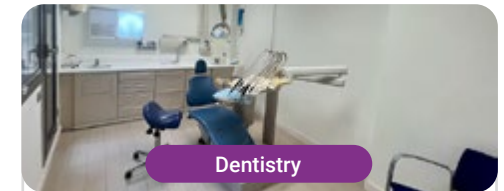
Country	City
Spain	Madrid

Address: Plaza de la Cruz Verde, 1-3, 28807, Alcalá de Henares, Madrid

Network of private clinics, hospitals and private specialized centers distributed throughout Spain

Related internship programs:

- Advanced Clinical Podiatry
- Optical Technologies and Clinical Optometry



Dentistry

Opal Dental Clinic

Country	City
Spain	Barcelona

Address: Passeig de Sant Joan 119, 08037 Barcelona

Dental clinic specialized in dental treatments, aesthetic solutions and implants

Related internship programs:

- Implant Dentistry and Oral Surgery
- Periodontics and Mucogingival Surgery



Dentistry

Relaxdent

Country	City
Spain	Madrid

Address: Calle Suero de Quiñones, 7, 28002 Madrid

The Relaxdent clinic more than 30 years in Oral Implant Dentistry

Related internship programs:

- Implant Dentistry and Oral Surgery
- Periodontics and Mucogingival Surgery



Dentistry

Dental Perfect Eduardo Molina

Country City
Mexico Mexico City

Address: Av. Victoria Oriente N. 4010 Esquina
Av. Ing. Eduardo Molina. Col. Gertrudis Sánchez
2a Sección del Gustavo a Madero. CP. 07830

Chain of specialist centers
in Dentistry and its multiple clinical specialties

Related internship programs:

- Implant Dentistry and Oral Surgery
- Periodontics and Mucogingival Surgery



Dentistry

Dental Perfect Circuito Interior

Country City
Mexico Mexico City

Address: Av. Instituto Técnico Industrial no. 63
col. Santa María la Ribera. del. Cuauhtemoc.C.P
6400 CDMX

Chain of specialist centers
in Dentistry and its multiple clinical specialties

Related internship programs:

- Implant Dentistry and Oral Surgery
- Periodontics and Mucogingival Surgery



Dentistry

Dental Perfect Tenayuca

Country City
Mexico Mexico

Address: Av. Tlalnepantla N° 212. Col. Valle
Ceylan. C.P. 54150 EDOMEX entre Av. Jesús
Reyes Heróles y Calle Aguascalientes

Chain of specialist centers
in Dentistry and its multiple clinical specialties

Related internship programs:

- Endodontics and Apical Microsurgery
- Periodontics and Mucogingival Surgery



Dentistry

Dental Perfect Gustavo Baz

Country City
Mexico Mexico

Address: Av. Xocoyahuacalco Tlalnepantla N° 44,
local A, Col. Gustavo Baz. CP. 54080 Edomex

Chain of specialist centers
in Dentistry and its multiple clinical specialties

Related internship programs:

- Orthodontics and Dentofacial Orthopedics
- Periodontics and Mucogingival Surgery





Dental Perfect Insurgentes Roma


Country City
Mexico Mexico City

Address: Av. Insurgentes Sur. N° 366. Col.
Roma Norte del. Cuauhtemoc. C.p.
06700 CDMX

Chain of specialist centers
in Dentistry and its multiple clinical specialties

Related internship programs:

- Orthodontics and Dentofacial Orthopedics
- Periodontics and Mucogingival Surgery



Sanatorio Central Banda

Country City
Argentina Santiago del Estero

Address: Amadeo Jacques N° 175 4300,
La Banda , Santiago del Estero

Clinical center for comprehensive inpatient and
surgical care

Related internship programs:

- Hepatology
- Neurology Nursing

09

Methodology

This academic program offers students a different way of learning. Our methodology uses a cyclical learning approach: **Relearning**.

This teaching system is used, for example, in the most prestigious medical schools in the world, and major publications such as the **New England Journal of Medicine** have considered it to be one of the most effective.





“

Discover Relearning, a system that abandons conventional linear learning, to take you through cyclical teaching systems: a way of learning that has proven to be extremely effective, especially in subjects that require memorization"

At TECH we use the Case Method

In a given situation, what should a professional do? Throughout the program, students will face multiple simulated clinical cases, based on real patients, in which they will have to do research, establish hypotheses, and ultimately resolve the situation. There is an abundance of scientific evidence on the effectiveness of the method. Specialists learn better, faster, and more sustainably over time.

With TECH you will experience a way of learning that is shaking the foundations of traditional universities around the world.



According to Dr. Gérvas, the clinical case is the annotated presentation of a patient, or group of patients, which becomes a "case", an example or model that illustrates some peculiar clinical component, either because of its teaching power or because of its uniqueness or rarity. It is essential that the case is based on current professional life, trying to recreate the real conditions in the dentist's professional practice.

“

Did you know that this method was developed in 1912, at Harvard, for law students? The case method consisted of presenting students with real-life, complex situations for them to make decisions and justify their decisions on how to solve them. In 1924, Harvard adopted it as a standard teaching method”

The effectiveness of the method is justified by four fundamental achievements:

1. Dentists who follow this method not only grasp concepts, but also develop their mental capacity by means of exercises to evaluate real situations and apply their knowledge.
2. Learning is solidly translated into practical skills that allow the student to better integrate into the real world.
3. Ideas and concepts are understood more efficiently, given that the example situations are based on real-life.
4. Students like to feel that the effort they put into their studies is worthwhile. This then translates into a greater interest in learning and more time dedicated to working on the course.



Relearning Methodology

At TECH we enhance the case method with the best 100% online teaching methodology available: Relearning.

This university is the first in the world to combine the study of clinical cases with a 100% online learning system based on repetition, combining a minimum of 8 different elements in each lesson, a real revolution with respect to the mere study and analysis of cases.

The student will learn through real cases and by solving complex situations in simulated learning environments. These simulations are developed using state-of-the-art software to facilitate immersive learning.



At the forefront of world teaching, the Relearning method has managed to improve the overall satisfaction levels of professionals who complete their studies, with respect to the quality indicators of the best online university (Columbia University).

With this methodology we have trained more than 115,000 dentists with unprecedented success, in all specialties regardless of the workload. Our pedagogical methodology is developed in a highly competitive environment, with a university student body with a strong socioeconomic profile and an average age of 43.5 years old.

Relearning will allow you to learn with less effort and better performance, involving you more in your training, developing a critical mindset, defending arguments, and contrasting opinions: a direct equation for success.

In our program, learning is not a linear process, but rather a spiral (learn, unlearn, forget, and re-learn). Therefore, we combine each of these elements concentrically.

The overall score obtained by TECH's learning system is 8.01, according to the highest international standards.



This program offers the best educational material, prepared with professionals in mind:



Study Material

All teaching material is produced by the specialists who teach the course, specifically for the course, so that the teaching content is highly specific and precise.

These contents are then applied to the audiovisual format, to create the TECH online working method. All this, with the latest techniques that offer high quality pieces in each and every one of the materials that are made available to the student.



Educational Techniques and Procedures on Video

TECH introduces students to the latest techniques, the latest educational advances, and to the forefront of medical techniques. All of this in direct contact with students and explained in detail so as to aid their assimilation and understanding. And best of all, you can watch the videos as many times as you like.



Interactive Summaries

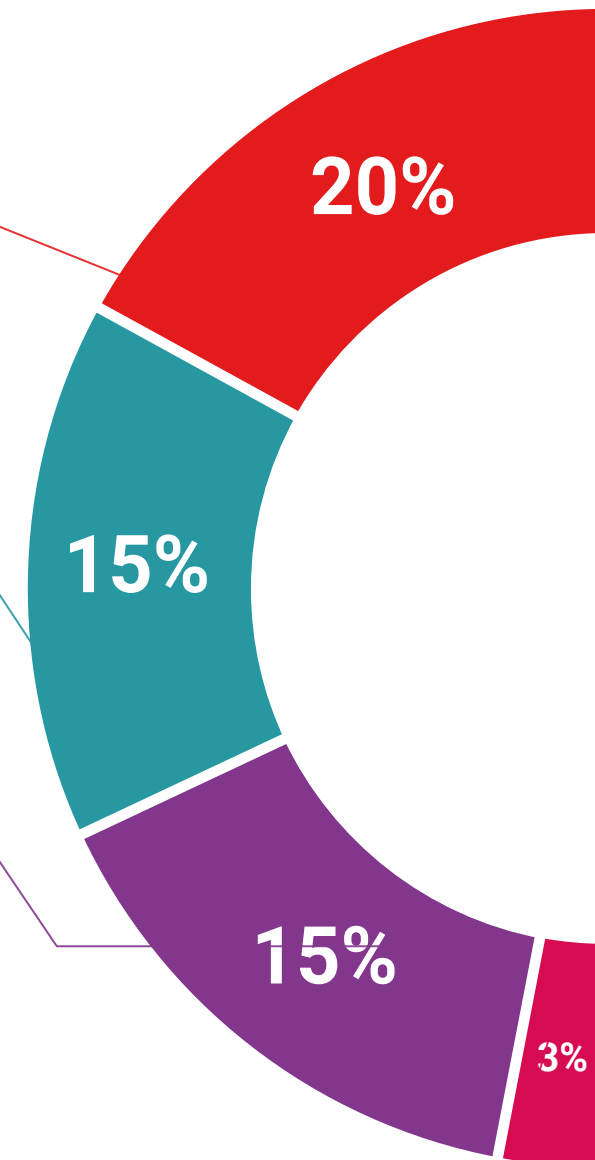
The TECH team presents the contents attractively and dynamically in multimedia lessons that include audio, videos, images, diagrams, and concept maps in order to reinforce knowledge.

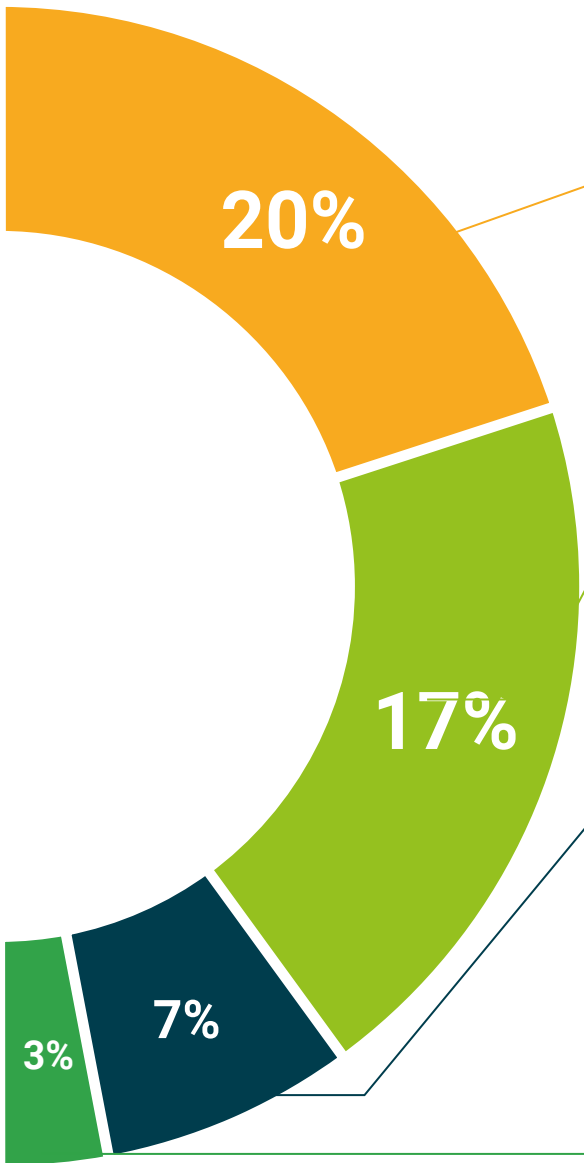
This exclusive educational system for presenting multimedia content was awarded by Microsoft as a "European Success Story".



Additional Reading

Recent articles, consensus documents and international guidelines, among others. In TECH's virtual library, students will have access to everything they need to complete their course.





Expert-Led Case Studies and Case Analysis

Effective learning ought to be contextual. Therefore, TECH presents real cases in which the expert will guide students, focusing on and solving the different situations: a clear and direct way to achieve the highest degree of understanding.



Testing & Retesting

We periodically evaluate and re-evaluate students' knowledge throughout the program, through assessment and self-assessment activities and exercises, so that they can see how they are achieving their goals.



Classes

There is scientific evidence suggesting that observing third-party experts can be useful.

Learning from an Expert strengthens knowledge and memory, and generates confidence in future difficult decisions.



Quick Action Guides

TECH offers the most relevant contents of the course in the form of worksheets or quick action guides. A synthetic, practical, and effective way to help students progress in their learning.



10 Certificate

This Hybrid Professional Master's Degree in Periodontics and Mucogingival Surgery guarantees students, in addition to the most rigorous and up-to-date education, access to a Hybrid Professional Master's Degree diploma issued by TECH Global University.



“

Successfully complete this program and receive your university qualification without having to travel or fill out laborious paperwork”

This program will allow you to obtain your **Hybrid Professional Master's Degree diploma in Periodontics and Mucogingival Surgery** endorsed by **TECH Global University**, the world's largest online university.

TECH Global University is an official European University publicly recognized by the Government of Andorra ([official bulletin](#)). Andorra is part of the European Higher Education Area (EHEA) since 2003. The EHEA is an initiative promoted by the European Union that aims to organize the international training framework and harmonize the higher education systems of the member countries of this space. The project promotes common values, the implementation of collaborative tools and strengthening its quality assurance mechanisms to enhance collaboration and mobility among students, researchers and academics.

This **TECH Global University** title is a European program of continuing education and professional updating that guarantees the acquisition of competencies in its area of knowledge, providing a high curricular value to the student who completes the program.

Title: **Hybrid Professional Master's Degree in Periodontics and Mucogingival Surgery**

Course Modality: **Hybrid (Online + Clinical Internship)**

Duration: **12 months**

Certificate: **TECH Global University**

Recognition: **60 + 5 ECTS Credits**



*Apostille Convention. In the event that the student wishes to have their paper diploma issued with an apostille, TECH Global University will make the necessary arrangements to obtain it, at an additional cost.



Hybrid Professional Master's Degree

Periodontics and Mucogingival Surgery

Modality: Hybrid (Online + Clinical Internship)

Duration: 12 months

Certificate: TECH Global University

60 + 5 ECTS Credits

Hybrid Professional Master's Degree Periodontics and Mucogingival Surgery

