

Hybrid Professional Master's Degree Orthodontics and Dentofacial Orthopedics





Hybrid Professional Master's Degree Orthodontics and Dentofacial Orthopedics

Modality: Hybrid (Online + Clinical Internship)

Duration: 12 months

Certificate: TECH Global University

60 + 5 ECTS Credits

Website: www.techtute.com/us/dentistry/hybrid-professional-master-degree/hybrid-professional-master-degree-orthodontics-dentofacial-orthopedics

Index

01

Introduction

p. 4

02

Why Study this Hybrid
Professional Master's Degree?

p. 8

03

Objectives

p. 12

04

Skills

p. 18

05

Course Management

p. 24

06

Educational Plan

p. 32

07

Clinical Internship

p. 42

08

Where Can I Do the Clinical
Internship?

p. 48

09

Methodology

p. 62

10

Certificate

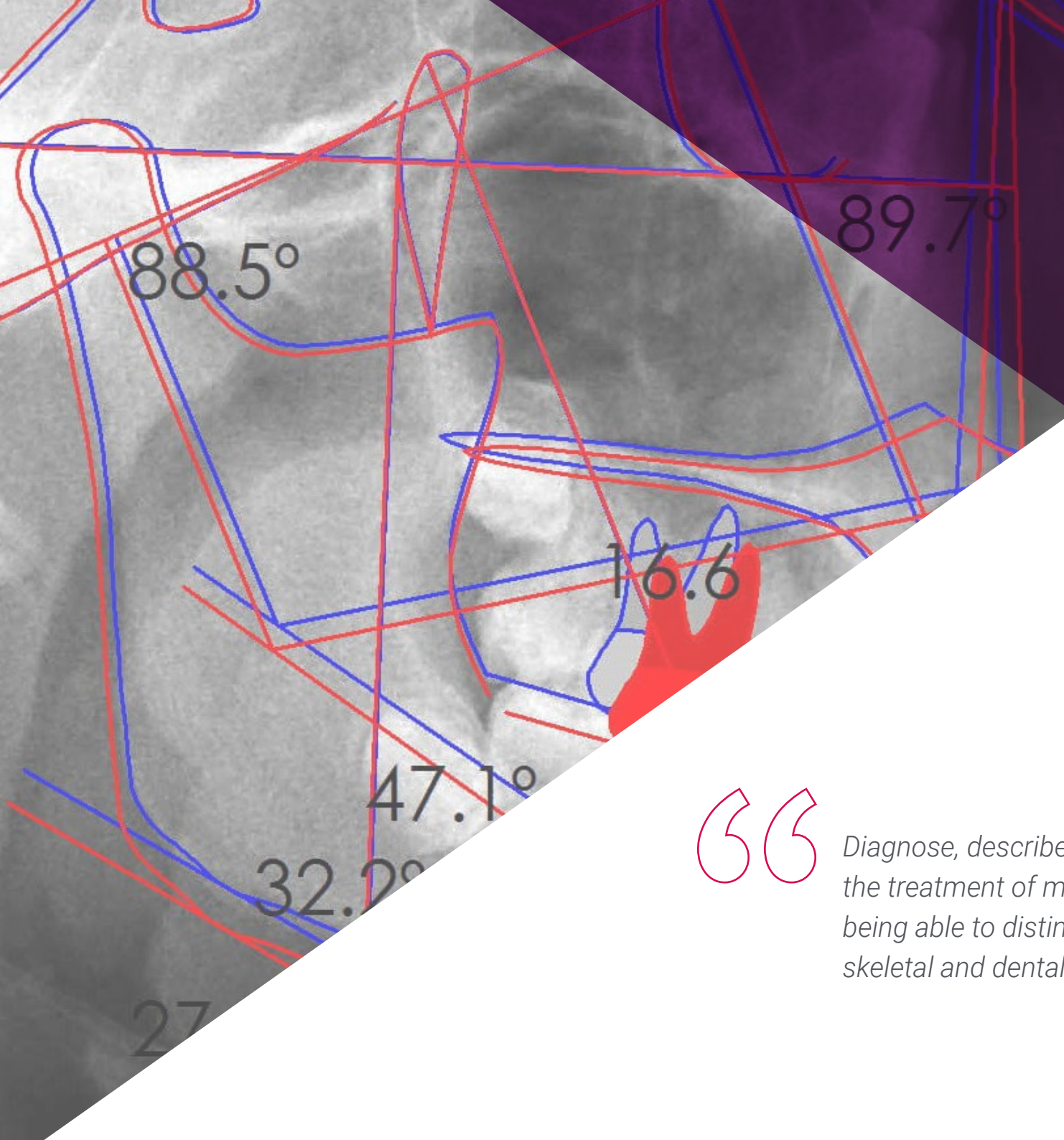
p. 72

01

Introduction

In the 21st century people have become aware of the importance of dental health for their quality of life. For this reason, more and more people are looking for specialists who know the best techniques and treatments to improve the esthetics and functionality of their smile. In this sense, dentists must update and master orthodontics to contribute to the improvement of the growth and development of teeth, correct the maxilla, bite or jaw. With this program, the student will not only have the most updated content 100% online, but will be able to test their theoretical knowledge, in a completely practical stay of 3 weeks to take what they have learned to the workplace.





“

Diagnose, describe, classify and plan the treatment of malocclusions while being able to distinguish between skeletal and dental problems”

Orthodontics has become a branch of dentistry that studies, prevents and corrects developmental alterations, jaw position and dental arch shape, in order to create a morphological and functional balance in the mouth and face. There are different treatments available to pursue occlusal normalization or the displacement of the whole dental set.

Although these techniques are currently used for aesthetic purposes, the ultimate goal of this specialty is to provide patients with normal teeth. This means that the final result will depend to a great extent on the normal and expected growth of patients' teeth. This makes orthodontics a unique field that needs to be adapted to the needs of different people.

All of the above lays the foundation for developing this program, as current demand is increasing on a yearly basis. From a theoretical and practical perspective, students will be able to identify the alterations that require treatment, as well as the ideal age to address each type, for which they will have to identify the specific therapeutic objectives of each treatment.

In the first part of this Hybrid Professional Master's Degree, the theoretical concepts presented will help students understand the care protocols for the different deformities and principles involved in the physiological rebound of malocclusion recurrence. Then, in the practical part, students will go to a specialized center to work in a real environment with patients requiring orthodontic treatment. To do this, students will begin by performing a series of activities that involve data capture for clinical histories and elaborating treatment plans adapted to the needs of each patient.

This **Hybrid Professional Master's Degree in Orthodontics and Dentofacial Orthopedics** contains the most complete and up-to-date scientific program on the market. The most important features include:

- More than 100 clinical cases presented by dental professionals, experts in Orthodontics and Dentofacial Orthopedics and university professors with extensive experience
- Its graphic, schematic and practical contents are designed to provide scientific and practical information on those disciplines that are essential for professional practice
- The latest developments in Endodontics and Apical Microsurgery
- Practical exercises where the self-assessment process can be carried out to improve learning
- Emphasis on innovative methodologies in Orthodontics and Dentofacial Orthopedics
- Theoretical lessons, questions to the expert, debate forums on controversial topics, and individual reflection work
- Content that is accessible from any fixed or portable device with an Internet connection
- All of this will be complemented by theoretical lessons, questions to the expert, debate forums on controversial topics, and individual reflection assignments
- Content that is available from any fixed or portable device with an Internet connection
- Additionally, students will be able to carry out a clinical internship in one of the best hospitals in Spain



Develop the necessary skills together with a multidisciplinary team for the treatment of special patients with dentofacial deformity and malocclusion”

“

Perform the clinical and laboratory procedures of design, fabrication, fitting and clinical control of prostheses and appliances used in prostheses and appliances used in Orthodontics in a center of excellence”

This Hybrid Professional Master's Degree program is aimed at dental professionals who wish to develop their Skills in Orthodontics and Dentofacial Orthopedics. The contents are based on the latest scientific evidence, and oriented in a educational way to integrate theoretical knowledge in the Dental practice, and the theoretical-practical elements will facilitate the updating of knowledge and allow decision-making in patient management.

Thanks to their multimedia content developed with the latest educational technology, they will allow the dental professional to learn in a contextual and situated way, that is to say, a simulated environment that will provide immersive learning programmed to train in real situations. This program is designed around Problem-Based Learning, whereby the physician must try to solve the different professional practice situations that arise during the course. For this purpose, the student will be assisted by an innovative interactive video system created by renowned experts.

With this Hybrid Professional Master's Degree you will be trained in a controlled environment that will prepare you to face new work challenges.

It is time to give a new turn to your career, taking a program that gives you the best of theory and practice.



02

Why Study this Hybrid Professional Master's Degree?

The multiple and competitive options offered in the global market of dental health services force professionals to remain at the forefront. Thus, it is essential that their knowledge remains constantly updated. Precisely for this reason, TECH has created a comprehensive program with the most effective and exclusive methodology that will allow the student to study the theoretical part at any time and from anywhere, through a 100% online training. Thus, the student who enrolls in this innovative academic degree will be able to access a training that combines theoretical learning with an intensive and first level face-to-face stay in a clinical center of reference for 3 weeks.



“

Advancing your career is now easy. Expand your frontiers and apply for an internship in Orthodontics and Dentofacial Orthopedics in a reference clinical center”

1. Updating from the latest technology available

The new techniques in Orthodontics and Dentofacial Orthopedics that have emerged in recent years have changed forever that metallic and uncomfortable smile, for much less visible solutions leaving an enviable aesthetic, thanks to the latest technology treatments. In this program you will learn the latest in solutions and treatments, directly in the clinical center chosen for this study.

2. Gaining In-Depth Knowledge from the Experience of Top Specialists

A multidisciplinary team has been involved in the design of this program and the student will always be accompanied by a specialist who will guide him/her throughout the process. In addition, they will become part of an outstanding professional work team for 3 weeks in the reference clinical center chosen to carry out the Practical Training. All this will facilitate the incorporation of new models of care for patients in your practice with the most advanced techniques and effective treatments.

3. Entering First-Class Clinical Environments

In order to obtain the best results in the Practical Training, TECH has established the best agreements with modern clinical centers of reference in the area of study. Thus, you will have guaranteed access to the most advanced knowledge in only 3 weeks. You will be able to apply the latest theses and techniques in Orthopedics and Dentofacial Orthodontics to your patients, standing out in the professional environment.





4. Combining the Best Theory with State-of-the-Art Practice

There is no other program like it. TECH has designed an exclusive practical study method that will allow you to immediately apply what you have learned in a prestigious clinical center. This new learning model, 100% practical, allows you to get to grips with state-of-the-art procedures and, best of all, put them into professional practice in just 3 weeks.

5. Expanding the Boundaries of Knowledge

Expand your learning and practice frontiers in Orthodontics and Dentofacial Orthopedics thanks to the advanced study system that only TECH can offer. With this Hybrid Professional Master's Degree the student, wherever they are, will be able to choose to specialize in the hands of great experts, in a prestigious clinical center and learn new work dynamics in their work sector.

“

*You will have full practical immersion
at the center of your choice”*

03

Objectives

This Hybrid Professional Master's Degree in Orthodontics and Dentofacial Orthopedics offers the student to learn in an effective way those processes and procedures they need to perform in the best way in their daily practice. To this end, a series of objectives have been established to prepare them to face the new scenarios in this specialty.





“

This program will become the best option for dentists who wish to specialize in Orthodontics and Dentofacial Orthopedics”



General Objective

- The general aim of the Hybrid Professional Master's Degree in Orthodontics and Dentofacial Orthopedics is to ensure that the professional updates the diagnostic and therapeutic procedures of the specialty in an exclusively practical way, through a period of 100% online study and a hospital stay designed with clinical and academic rigor, under the guidance of renowned professionals. The student will be able to learn in place, in a clinical dental center of the highest scientific quality and technological innovation. Thus, they will delve into the main interventions of the specialist, which will allow them to improve and enhance their skills through evidence-based dentistry

“

Completing this program will help you become a benchmark professional with the necessary skills to face any professional challenge”





Specific Objectives

Module 1. Initial Diagnosis

- ◆ Apply in the diagnosis, prognosis and therapeutic planning of patients of Orthodontics and Dentofacial Orthopedics
- ◆ Master the various existing imaging techniques, with their indications and limitations

Module 2. Advanced Diagnosis

- ◆ Students will learn about oral, intraoral and extraoral radiology, with special emphasis on lateral and frontal telerradiography of the skull
- ◆ Receive training on other techniques such as simple radiology, ultrasound, CT, CBCT and MRI of the human body and especially of the cervico-facial area
- ◆ Early diagnosis of patients at risk, including current techniques

Module 3. Malocclusions and Dentofacial Deformities Etiology

- ◆ Train students in the skills to be able to diagnose, describe, classify, transmit and plan malocclusions treatment, being able to distinguish between skeletal and dental problems
- ◆ Acquire sufficient training to diagnose, classify and treat dental malocclusions caused by osseo-dental discrepancy
- ◆ Know how to identify the different malocclusive syndromes and craniofacial deformities
- ◆ Be able to identify disorders that require treatment, as well as the ideal age to treat each type of disorder: To determine the specific therapeutic objectives of each treatment
- ◆ Determine the individual characteristics of patients, both physical, psychological and social

Module 4. Treatment Plan

- ♦ Know and understand the different parts in elaborating scientific articles
- ♦ Know how to handle different databases in Health Sciences
- ♦ Develop strategies for searching and organizing information
- ♦ Review the latest developments in advanced treatments in conventional Orthodontics and Dentofacial Orthopedics as well as multidisciplinary treatments
- ♦ Update on the latest developments in esthetic Orthodontics and Dentofacial Orthopedics and/or invisible orthodontics

Module 5. Advanced Clinical Biomechanics

- ♦ Learn about advances in biomechanics such as the use of removable plates and how they work
- ♦ Learn about bonding techniques for braces and bands
- ♦ Identify the causes and physiology of tooth movement

Module 6. Early Dentofacial Orthopedics

- ♦ Identify the treatment to be used in patients at risk with their first dentition
- ♦ Analyze the treatment of anterior open bite and overbite

Module 7. Late Dentofacial Orthopedics

- ♦ Perform permanent dentition treatments in late orthopedics
- ♦ Identify the etiology, indications and limitations of the different types of treatment
- ♦ Identify the etiology, indications and limitations in the treatment of open bite and overbite

Module 8. Conventional Orthodontics

- ♦ Be able to identify and prevent or treat risk factors for patient relapse
- ♦ Review the basic therapeutic principles of the other specialties in medicine and dentistry
- ♦ Identify alterations, pathologies or special characteristics that should be treated in collaboration with other Health Science specialists
- ♦ Know Orthodontic, Dentofacial Orthopedics and Specialist skills within a multidisciplinary team for treating special patients with dentofacial deformity and malocclusion
- ♦ Develop competencies related to the search for and organization of documentation, as well as the presentation and communication of their work in an appropriate manner to the scientific community
- ♦ Update research methodologies that allow the implementation of evidence-based on Orthodontics and Dentofacial Orthopedics

Module 9. Advanced Treatments in Conventional Orthodontics

- ♦ Analyze implant and microscrew treatments as a support for dental pieces
- ♦ Know clinical and laboratory techniques to improve the efficacy and efficiency of the system Current Evidence-Based Protocols
- ♦ Learn the surgical and non-surgical aids to accelerate movement

Module 10. Multidisciplinary Treatments

- ♦ Diagnosis of the adult patient and determination of the treatment objectives
- ♦ Know the anatomy and the lymphoid system to perform an Orthodontic and treatment of SAHS in children
- ♦ Know the efficacy of mandibular advancement devices (MAD)

Module 11. Lingual Orthodontics

- ♦ Analyze the importance of lingual orthodontics, reviewing the different global systems available
- ♦ Know the difference between vestibular and lingual biomechanics Realizing an update of the aparatology in the 3 planes of space
- ♦ Prevent and resolve frequent emergencies and complications

Module 12. Orthodontics and Orthognathic Surgery

- ♦ Take medical histories, examine patients and take records
- ♦ Know how to identify the different malocclusive syndromes and craniofacial deformities, as well as the functional alterations of the stomatognathic system that accompany morphological alterations
- ♦ Know how to take clinical history and perform usual examinations, as well as request and interpret the complementary examinations used in comprehensive patient diagnosis
- ♦ Understand the indications, contraindications and limits of Orthodontics and Dentofacial Orthopedics, dentofacial orthopedics and orthognathic surgery
- ♦ Able to predict the efficacy and efficiency of different treatments and correction stability
- ♦ Know how to apply the retention protocols for different deformities, as well as the principles and mechanisms involved in physiological rebound and malocclusions recurrence

Module 13. Thermoplastic Orthodontics

- ♦ Identify the use of transparent splints or dental aligners
- ♦ Learn how to register patients, performing orthopantomography RX and lateral teleradiography and lateral teleradiography of the skull, intraoral scanner, among others
- ♦ Know the usual movements that are incompatible with placing attachments

Module 14. Dental Aligner Correction in 3 Planes of Space

- ♦ Learn about malocclusion correction on the sagittal plane
- ♦ Learn about malocclusion correction on the transverse plane in cases of crossbite, scissor bite, midline, and others

Module 15. Transparent Splints in Orthognathic and Oral Surgery

- ♦ Introduce students to preparing for splinting surgery

Module 16. Multidisciplinary Thermoplastic Orthodontics and Case Completion

- ♦ Learn the importance of aligners in conjunction with other dental specialties
- ♦ Learn how to handle extractions with thermoplastic orthodontics
- ♦ Be familiar with the ending treatment process

04 Skills

After completing the program, students will be prepared to face the different work challenges that arise in daily practice. They will have a much better understanding of the concepts in an area that is booming internationally.



“

Orthodontics and Dental Orthopedics have become pillars for dentistry. Get trained in this field and advance your career”



General Skills

- ♦ Possess and understand knowledge in their field of study that builds on the foundation of general secondary education. While relying on advanced textbooks, it also includes some aspects that involve knowledge from the forefront of this field of study
- ♦ Apply their knowledge to their work or vocation in a professional manner and possess the skills usually demonstrated through the development and defense of arguments and problem solving within their field of study
- ♦ Gather and interpret relevant data (usually within their area of study) to make judgments that include a reflection on relevant social, scientific or ethical issues
- ♦ Convey information, ideas, problems, and solutions to both specialized and non-specialized audiences
- ♦ Develop the necessary learning skills to undertake further studies with a high degree of autonomy

“

Multiple skills and competencies that will make you an outstanding dental health professional”





Specific Skills

- ◆ Know anatomical craniofacial structures to establish dynamic relationships with stomatognathic apparatus and dental occlusion functions
- ◆ Know and understand the interpretation of complementary tests through imaging and their application in differential diagnosis for malocclusions and dentofacial deformities
- ◆ Learn the biological principles that determine the pathophysiology of the processes of bone apposition and resorption, as well as tooth movement. Learn to predict and interpret the response of hard and soft tissues to the application of therapeutic forces
- ◆ Know the principles and mechanisms of craniofacial growth and dental eruption, as well as the different functions of the stomatognathic apparatus and the oro-facial region
- ◆ Identify the etiological, genetic, epigenetic and environmental factors of different malocclusions and dentofacial deformities, know their epidemiology, and be able to predict their evolution according to current scientific evidence
- ◆ Know the historical origin and evolution of orthodontic and orthopedic appliances, as well as the current scientific evidence that supports their clinical use
- ◆ Understand and know how to apply the action principles and mechanisms of the appliances, as well as their indications and contraindications according to the type of malocclusion and/or the individual characteristics of patients
- ◆ Know how to perform the clinical and laboratory procedures for the design, manufacture, fitting and clinical control of prostheses and appliances used in orthodontics and dentofacial orthopedics
- ◆ Know how to identify the different malocclusive syndromes and craniofacial deformities, as well as the functional alterations of the stomatognathic system that accompany morphological alterations
- ◆ Know how to take clinical history and perform usual examinations, as well as request and interpret the complementary examinations used in comprehensive patient diagnosis
- ◆ Be able to identify disorders that require treatment, as well as the ideal age to treat each type of disorder. To determine the specific therapeutic objectives of each treatment
- ◆ Be able to make logical treatment plans integrating all therapeutic objectives, and design and/or prescribe the appropriate mechanics and therapeutic sequencing according to the type of deformity and the individual characteristics of the patient
- ◆ Know and understand the indications, contraindications, and limits of Orthodontics, Dentofacial Orthopedics and Orthognathic Surgery. Able to predict the efficacy and efficiency of different treatments and correction stability
- ◆ Know how to apply the retention protocols for different deformities, as well as the principles and mechanisms involved in physiological rebound and malocclusions recurrence
- ◆ Be able to identify and prevent or treat recurrence risk factors (predisposing and/or triggering)
- ◆ Know and understand the basic therapeutic principles of other specialties in medicine and dentistry
- ◆ Be able to identify the alterations, pathologies or special characteristics that must be treated in collaboration with other Health Science specialists
- ◆ Know Orthodontic Specialist skills within a multidisciplinary team for treating special patients with dentofacial deformity and malocclusion
- ◆ Be able to perform all clinical procedures for the diagnosis of malocclusions and dentofacial deformities. Clinical history, inspection, palpation, auscultation of the temporomandibular joint, functional manipulation,, etc

- ♦ Be able to identify individual patient characteristics, physical, psychic and/or social, which can condition the treatment plan and/or the opportunity for treatment
- ♦ Be able to create an adequate treatment plan and a logical therapeutic sequence for real patients, and acquire the ability to present and defend the results in a clinical session
- ♦ Be able to apply treatment protocols and clinical monitoring on real patients, and acquire the ability to systematically collect clinical data on each patient
- ♦ Know and know how to identify the adverse effects and/or clinical complications of Orthodontic and Dentofacial Orthopedic treatments, as well as the clinical protocols for the resolution and treatment of these problems
- ♦ Identify failure to cooperate and possible causes
- ♦ Know how to deal with medical emergencies characteristic of orthodontic treatments
- ♦ Know and understand the functions of orthodontic specialists within a multidisciplinary team
- ♦ Know the different therapeutic guidelines and/or the different possible therapeutic protocols when planning treatments for specific deformities
- ♦ Acquire adequate interprofessional communication skills
- ♦ Develop competencies related to the search and organization of documentation, as well as the presentation and communication of their work in an appropriate manner to the scientific community
- ♦ Know the research methodologies that allow the implementation of evidence-based orthodontics and of evidence-based orthodontics and dentofacial orthopedics



- ◆ Know and understand the different parts in elaborating scientific articles
- ◆ Know how to handle different databases in Health Sciences
- ◆ Develop strategies for searching and organizing information
- ◆ Incorporate scientific research and evidence-based practice as part of professional culture
- ◆ Develop adequate communication and presentation strategies to inform the scientific community
- ◆ Develop an educational attitude toward improvement by constantly searching for information and professional progress
- ◆ Develop autonomous learning to keep professional knowledge, skills, abilities and aptitudes up to date

05

Course Management

This program has an extraordinary teaching staff, trained in Orthodontic and Deontofacial Orthopedic treatments. As they are leading specialists, they have contributed their knowledge to complete this program for the benefit of students, ensuring that the knowledge imparted is valid in the current state of the profession.





“

You will be able to develop treatment plans for patients following the expertise of an excellent teaching staff”

Professors

Dr. Orozco Aparicio, Iñaki

- ◆ Orthodontist at Clínica Dental Estefanía Orozco
- ◆ Orthodontist at Balanced Smile
- ◆ Responsible Professor for the Bachelor in Dentistry courses in Orthodontics III and Orthodontics IV
- ◆ Collaborating Professor for the Professional Master's Degree in Clinical Orthodontics at UAH
- ◆ Professor for the Professional Master's Degree in Orthodontics and Orthopedics
- ◆ Teaching collaborator in various continuing education projects in dental schools in Las Palmas and Tenerife Cone lingual orthodontics
- ◆ Specialization in Orthodontics by CEU Cardenal Herrera University
- ◆ Master's Degree in Orthodontics and Dentofacial Orthopedics from the University of Valencia
- ◆ Superior Program in Strategic Direction and Management by IE in Madrid
- ◆ Member: Spanish Society of Orthodontics (SEDO), Spanish Association of Orthodontists (AESOR), General Dental Council (GDC) in the United Kingdom

Dr. Bolás Colvée, Belén

- ◆ Specialist in Orthodontics and Dentofacial Orthopedics at Colvée Clinic
- ◆ Specialist in Orthodontics in Sanitas
- ◆ Associate Professor of Orthodontics at the European University
- ◆ PhD in Dentistry from the University of Valencia
- ◆ PhD in Dentistry by the University of Valencia
- ◆ Professional Master's Degree in Orthodontics and Dentofacial Orthopedics, UCH-CEU
- ◆ Expert in Orthodontics and Dentofacial Orthopedics, UCH-CEU
- ◆ Invisalign Certification
- ◆ Member of the Spanish Orthodontic Society, Spanish Society of Aligners

Dr. Perez-Barquero, Jorge Alonso

- ◆ Dentist at the Dental Institute of Implantology
- ◆ Specialist in Dentistry at the Dental Clinic Alonso Stuyck
- ◆ Dentist at the Clinic of Dr. Michael Frank LTD
- ◆ Associate Professor at the University of Valencia
- ◆ Collaborating Professor for the Master's Degree in Dental Prosthesis at the University of Valencia
- ◆ Master's Degree in Dental Prosthesis from the University of Valencia
- ◆ Master's Degree in Dental Sciences from the University of Valencia
- ◆ Postgraduate Certificate in Esthetic Dentistry by Clínica Dental Aparicio
- ◆ Diploma en Rehabilitación Oral y Oclusión por la Dawson Academy Spain
- ◆ Member: Spanish Society of Aesthetic Stomatological and (SEPES)
- ◆ SEPES Gascón Award 2013
- ◆ Award for the Best Oral Communication of the Annual Meeting of the Centro de Estudios Odontostomatologics

Dr. Cañada Luna, Isabel

- ◆ Professor for the Professional Master's Degree in Orthodontics and Dentofacial Orthopedics, CEU Cardenal Herrera University
- ◆ Master's Degree in Orthodontics and Dentofacial Orthopedics from the CEU Cardenal Herrera University
- ◆ Postgraduate Diploma in Orthodontics and Dentofacial Orthopedics at CEU Cardenal Herrera University
- ◆ Member of the Spanish Society of Orthodontics (SEDO)
- ◆ Member of the Study Center of the Official College of Dentists and Stomatologists of Aragon

Dr. Galán López, Lidia

- ◆ Specialist in invisible Orthodontics and Dentofacial Orthopedics at in Dental Clinics Gómez-Ferrer Clinic
- ◆ Professor Collaborate for the Postgraduate Certificate in Dentistry at the Catholic University of Valencia
- ◆ PhD in Dentistry from the Catholic University of Valencia
- ◆ Professional Master's Degree in Orthodontics and Dentofacial Orthopedics from the CEU Cardenal Herrera University
- ◆ Postgraduate Diploma in Orthodontics and Dentofacial Orthopedics at CEU Cardenal Herrera University
- ◆ Member of the Spanish Society of Orthodontics (SEDO)
- ◆ Active Member of the Spanish Association of Specialists in Orthodontics (AESOR)
- ◆ Invisalign and Incognito Certification

Dr. Alfonso Chulvi, Purificación

- ◆ Orthodontist at David Madrid Dental Clinic
- ◆ Collaborating Teacher for the Professional Master's Degree in from Orthodontics Catholic University of Valencia
- ◆ Professor of the Degree in Dentistry at the Catholic University of Valencia
- ◆ Degree in Dentistry from the University of Valencia
- ◆ Professional Master's Degree of Endodontics, University of Valencia
- ◆ Postgraduate Certificate in Orthodontics from the Gnathos Foundation
- ◆ Continuing education course in Orthodontics by the Center for Orthodontic Studies Gnathos
- ◆ Pathology and Oral Medicine Course. J by Vte Bagán
- ◆ Course for Excellence in Endodontics by ICOEV
- ◆ Course on Dental Whitening Updating by the University of Valencia
- ◆ Postgraduate Certificate of collaboration and organization of the XXIV National Congress of Endodontics

Dr. Guinot Barona, Clara

- ◆ Specialist in Orthodontics and Dentofacial Orthopedics
- ◆ Associate Professor of the Degree in Dentistry at the CEU Cardenal Herrera University
- ◆ Collaborating professor of the Master's Degree in Pediatric Dentistry at the CEU Cardenal Herrera University
- ◆ Collaborating professor of the Master's Degree in Orthodontics and Dentofacial Orthopedics at the CEU Cardenal Herrera University
- ◆ Doctor of Dentistry at CEU Cardenal Herrera University
- ◆ Master's Degree in Orthodontics and Dentofacial Orthopedics from the CEU Cardenal Herrera University
- ◆ Postgraduate Diploma in Orthodontics at the CEU Cardenal Herrera University

Dr. Castañer Peiro, Amparo

- ◆ Director and Orthodontist at the Amparo Castañer Dental Clinic
- ◆ University Professor in various programs related to Dentistry at CEU Cardenal Herrera University
- ◆ Own Degree in Oral Public Health certified by the Complutense University of Madrid
- ◆ PhD's Degree in and Surgery Medicine from the CEU Cardenal Herrera University
- ◆ Degree in Medicine and Surgery from the University of Valencia
- ◆ Speciality in Stomatology from the University of Valencia
- ◆ Master's Degree in Dentistry from the Complutense University of Madrid
- ◆ Certificate in Invisalign and Lingual Orthodontics
- ◆ Member: Spanish Society of Orthodontics (SEDO), American Association of Orthodontists (AAO), European Orthodontic Society (EOS), World Federation of Orthodontists (WFO), Spanish Association of Orthodontic Specialists (AESOR), CIRNO, Board of Directors of the Center for Odontostomatological Studies of the College of Dentists of Valencia, Committee of Experts of the ANECA in the Community of Madrid

Dr. Primo Trullenque, Anna

- ◆ Exclusive Orthodontic Practice at Celia Haya Dental Clinic
- ◆ Official Master's Degree in Orthodontics and Dentofacial Orthopedics from the Universidad CEU Cardenal Herrera
- ◆ Master's Degree in Aesthetic Adhesive Dentistry from the University of Valencia
- ◆ Postgraduate Diploma in Orthodontics by the CEU Cardenal Herrera University
- ◆ Certified in the Invisalign System and Incognito Orthodontics
- ◆ Member of the Spanish Society of Orthodontics (SEDO), Spanish Association of Orthodontic Specialists of Specialists in Orthodontics (AESOR)

Dr. Sánchez Albero, Ana

- ◆ Orthodontic Specialist at Clinica Dental Badia
- ◆ Professor for the Professional Master's Degree in Orthodontics and Dentofacial Orthopedics, CEU Cardenal Herrera University
- ◆ Professor from Professional Master's Degree in Orthodontics (CEU Cardenal Herrera University)
- ◆ Professor of Comprehensive Orthodontics, Catholic University
- ◆ PhD in Dentistry from CEU Cardenal Herrera University
- ◆ Postgraduate Diploma in Orthodontics and Dentofacial Orthopedics at CEU Cardenal Herrera University
- ◆ Master's Degree in Transparent Orthodontics
- ◆ Professional Master's Degree in Orthodontics and Dentofacial Orthopedics from the CEU Cardenal Herrera University
- ◆ Invisalign Certification
- ◆ Member of: Spanish Society of Orthodontics (SEDO)

Dr. Ferrer Serrador, Clara María

- ◆ Specialist in Orthodontics and Dentofacial Orthopedics
- ◆ Professor for the Professional Master's Degree in Comprehensive Orthodontics at the Catholic University of Valencia
- ◆ Professor of Orthodontics I and II for the Degree in Dentistry at the Catholic University of Valencia
- ◆ Degree in Dentistry from the University of Valencia
- ◆ Professional Master's Degree in Orthodontics and Dentofacial Orthopedics from the University of Alcalá
- ◆ Professional Master's Degree in Invisible Orthodontics based on Dr. Román's Invisalign system
- ◆ Damon Master
- ◆ Myofunctional from Orthodontics Course Myofunctional
- ◆ WIN Certification
- ◆ Invisalign Certification
- ◆ Member of the Spanish Society of Orthodontics (SEDO)

Dr. Sánchez García, María José

- ◆ Specialist of Dentistry at the Dental Clinic María José Sánchez Advanced Orthodontics
- ◆ Associate Professor at the CEU Cardenal Herrera University in Valencia
- ◆ Professor of the Master's Degree in Orthodontics and Dentofacial Orthopedics at the CEU Cardenal Herrera University
- ◆ PhD in Dentistry at the University of Murcia
- ◆ Master's Degree in Orthodontics and Dentofacial Orthopedics from the University of Valencia
- ◆ Postgraduate Diploma in Periodontics from the University of Murcia
- ◆ Certified in the Invisalign System and from Incognito Orthodontics
- ◆ Spanish Society of Orthodontics (SEO) Member, Association of Specialists in Orthodontics and Dentofacial Orthopedics (AESOR), World Federation of Orthodontists (WFO)

Dr. Sanz-Orrio Soler, Icíar

- ◆ Specialist in Orthodontics and Dentofacial Orthopedics at Dental Soler Clinic
- ◆ Associate Professor in the English program for the Degree of Dentistry of the Catholic University of Valencia
- ◆ Professor for the Specialization Degree in Orthodontics, CEU Cardenal Herrera University
- ◆ Professional Master's Degree in Orthodontics and Dentofacial Orthopedics from the CEU Cardenal Herrera University
- ◆ Professional Master's Degree in Invisalign Clear Aligner Aystem with Dr. Manuel Román
- ◆ Postgraduate Diploma in Orthodontics and Dentofacial Orthopedics at CEU Cardenal Herrera University
- ◆ Tweed Study Course in Tucson, Arizona, EE. A
- ◆ Incognito Orthodontics Postgraduate Certificate
- ◆ Course on Neuro Rehabilitation and Integral Treatment of the TMJ with Dr. Javier Plaza
- ◆ Member of the Spanish Society of Orthodontics (SEDO), Spanish Association of Exclusive Orthodontists (AESOR), World Federation of Orthodontists (WFO), Spanish Society of Aligners (SEDA),

Dr. Molina Villar, Sara

- ◆ Exclusive Orthodontist in Ortondoncia Sampietro
- ◆ Exclusive Orthodontist at Sanitas
- ◆ Orthodontic Specialist at Clinica Dental Badia
- ◆ Collaborating Professor for the Professional Master's Degree in in Orthodontics Catholic University of Valencia
- ◆ PhD in Dentistry from CEU Cardenal Herrera University
- ◆ Professional Master's Official Degree in Orthodontics and Dentofacial Orthopedics from the CEU Cardenal Herrera University
- ◆ Professional Master's Degree in Transparent Orthodontics by the Invisalign System

- ◆ Theoretical and practical Postgraduate Certificate in Advanced Multidisciplinary Orthodontics Face Roth Williams philosophy
- ◆ Postgraduate Diploma in Orthodontics and Dentomaxillary Orthopedics at CEU Cardenal Herrera University
- ◆ Theoretical and Practical Modular Course in Orthodontics and Orthognathic Surgery in Osteoplac
- ◆ Certification in the Invisalign System
- ◆ Certification in the Lingual Orthodontics System e Incognito
- ◆ Member of the Spanish Society of Orthodontics

Ms. Valero Remohi, Paloma

- ◆ Specialist in Orthodontics and Orthopedics at Dental Remohi Clinic
- ◆ Professor for the Professional Master's Degree in Orthodontics and Dentofacial Orthopedics, CEU Cardenal Herrera University
- ◆ Professor from Professional Master's Degree in Orthodontics (CEU Cardenal Herrera University)
- ◆ Associate Professor in charge of Orthodontics I and Orthodontis II in the Department of Dentistry, CEU Cardenal Herrera University
- ◆ PhD in Dentistry from the International University of Cataluña
- ◆ Diploma of Advanced Studies from the University International of
- ◆ Professional Master's Degree in Orthodontics and Dentofacial Orthopedics, International University of Catalonia
- ◆ Postgraduate Diploma in Clinical and Dental Management in Dental Doctors Institute of Management
- ◆ Certifications in the treatments of Invisalign System and from Incognito Orthodontics
- ◆ Member of Spanish Society of Orthodontics (SEDO)
- ◆ Spanish Association of Orthodontist. (AESOR)

Dr. Laparra Hernández, Raquel

- ◆ Orthodontist at Clínica Dental Malilla
- ◆ Orthodontist at Clínica Dental l'Ullal
- ◆ Orthodontist at Adeslas Dental Clinic
- ◆ Orthodontist at Vitaldent
- ◆ Orthodontist at the Dental Institute of Implantology (IDIM)
- ◆ Associate Professor of Orthodontics at the CEU Cardenal Herrera University
- ◆ Professor of the Master's Degree in Orthodontics and Dentofacial Orthopedics at the CEU Cardenal Herrera University
- ◆ PhD in Dentistry from the University of Valencia Professional Master's Degree in Orthodontics and Dentofacial Orthopedics from CEU University
- ◆ Cardenal Herrera
- ◆ Professional Master's Degree in Orthodontics from CEU Cardenal Herrera University
- ◆ Master's Degree in Dental Sciences from the University of Valencia
- ◆ Postgraduate Diploma in Invisalign with the endorsement of Dr. Román
- ◆ Course in Neuroclusal Rehabilitation
- ◆ Myobrace Course
- ◆ Incognito Certification





Dr. Arias de Luxán, Santiago

- ◆ Medical Director at Baviera Clinic Alicante
- ◆ Head of the Orthodontic Service at the Mora Arias Clinic
- ◆ Associate professor attached to the Stomatology Department in the Faculty of Medicine and Dentistry, University of Valencia
- ◆ Professor for the Professional Master's Degree in Orthodontics at the Faculty of Medicine and Dentistry, University of Valencia
- ◆ Professor for the Professional Master's Degree in Temporomandibular Joint Pathology at the Faculty of Medicine and Dentistry, University of Valencia
- ◆ PhD in Medicine and Surgery from the University of Valencia
- ◆ Specialist in Stomatology from the Complutense University of Madrid
- ◆ Master's Degree in Orthodontics and Dentofacial Orthopedics from the University of Valencia
- ◆ Postgraduate Specialization in Orthodontics from the University of Valencia

06

Educational Plan

This Hybrid Professional Master's Degree in Orthodontics and Dentofacial Orthopedics has a carefully planned program to meet the current demands of dentists specialized in this field. Furthermore, it is supported by the recommendations of the teaching staff, who gathered all their years of experience to ensure the theoretical and practical training of students.



“

You will be able to identify the alterations, pathologies or special characteristics that must be treated in collaboration with other specialists for an integral treatment”

Module 1. Initial Diagnosis

- 1.1 Systematic Diagnosis in Dentistry
 - 1.1.1. First Visit and Clinical History
 - 1.1.2. Patient Exploration
 - 1.1.3. Ordinary Records
 - 1.1.4. Complementary Records
 - 1.1.5. Myofunctional Records
- 1.2. Staged Orthodontic Diagnosis
 - 1.2.1. Establishing Problem Listing
 - 1.2.2. Establishing Therapeutic Objectives
 - 1.2.3. Mechanotherapy Planning and Equipment

Module 2. Advanced Diagnosis

- 2.1. Cephalometric Analysis 3D Diagnosis CBCT y CT
 - 2.1.1. Cephalometric Analysis
 - 2.1.1.1. Introduction
 - 2.1.1.2. Craniometric Points Description
 - 2.1.1.3. Steiner Cephalometric Analysis
 - 2.1.1.4. Ricketts Cephalometric Analysis
 - 2.1.2. 3D Diagnosis
 - 2.1.2.1. Introduction
 - 2.1.2.2. System Fundamentals
 - 2.1.2.3. CBCT vs. Computerized Tomography
 - 2.1.2.4. Advantages
 - 2.1.2.5. Disadvantages
 - 2.1.2.6. Voxel
 - 2.1.2.7. Image Interpretation
 - 2.1.2.8. Radiation
 - 2.1.2.9. Clinical Application of CBCT

- 2.2. Diagnosis and Treatment of Habits
 - 2.2.1. Introduction
 - 2.2.2. Atypical Swallowing in Children
 - 2.2.3. Nutritional Sucking Habits
 - 2.2.3.1. Breastfeeding
 - 2.2.3.2. Feeding Bottles
 - 2.2.4. Non-Nutritional Sucking Habits
 - 2.2.4.1. Digital Sucking
 - 2.2.4.2. Pacifier Habits
 - 2.2.5. Mouth Breathing
 - 2.2.6. Dyslalia
 - 2.2.7. Other Habits
- 2.3. Early Diagnosis of Patients at Risk
 - 2.3.1. Caries and White Spots: Current Techniques Preventive Treatment for Enamel Demineralization
 - 2.3.2. Root Resorptions: Current Techniques. Preventive Treatment for Root Resorption
 - 2.3.3. Differential Diagnosis of the Most Frequent Temporomandibular Disorders in Orthodontic Patients
 - 2.3.4. Idiopathic Condylar Resorption: Current Diagnostic Techniques. Preventive Treatment for Severe Progressive Open Bite

Module 3. Malocclusions and Dentofacial Deformities Etiology

- 3.1. Craniofacial Growth and Development
 - 3.1.1. Types of Postnatal Growth
 - 3.1.2. Integrating Facial Development
 - 3.1.3. Upper Jaw Growth
 - 3.1.4. Jaw Growth
- 3.2. Tooth Eruption Pathophysiology
 - 3.2.1. Eruption Phases
 - 3.2.2. Tooth Eruption in Adults
 - 3.2.3. Eruption Mechanisms
 - 3.2.4. Dentition General Development

- 3.3. Dentoalveolar Growth and Adaptation in Different Malocclusions and Dentofacial Deformities
 - 3.3.1. Dentoalveolar Growth and Adaptation in Transverse Malocclusions
 - 3.3.2. Dentoalveolar Growth and Adaptation in Vertical Malocclusions
 - 3.3.3. Dentoalveolar Growth and Adaptation in Sagittal Malocclusions
- 3.4. Differential Diagnosis of Etiological Factors
 - 3.4.1. Malocclusion Etiological Factors
 - 3.4.2. Specific Causes of Malocclusion
 - 3.4.3. Genetic Influences
 - 3.4.4. Environmental Influences
 - 3.4.5. Current Etiological Perspective

Module 4. Treatment Plan

- 4.1. Concepts and Objectives
 - 4.1.1. Establishing Priority Lists for Orthodontic Problems
 - 4.1.2. Establishing Treatment Possibilities and Therapeutic Sequencing
 - 4.1.3. Assessing Potential Treatment Factors
 - 4.1.4. Types of Treatment
 - 4.1.5. Treating Orthodontic Disorders
- 4.2. Evidence-Based Orthodontics: PICO, Databases and Critical Reading
 - 4.2.1. Formulating Clinical Questions
 - 4.2.2. Literature Consultation
 - 4.2.3. Types of Clinical Studies
 - 4.2.4. Bias and Confusion Factors
 - 4.2.5. Evidence Levels and Degrees of Recommendation
 - 4.2.6. Critical Assessment of Results
- 4.3. Limits to Orthodontics and Dentofacial Orthopedics Malocclusion Type and Patient Age
 - 4.3.1. Growth Modification in Skeletal Problem Treatments
 - 4.3.2. Biological Limits
 - 4.3.3. Soft Tissue Limitations
- 4.4. Early or Late Treatment Indications
 - 4.4.1. Determining Skeletal Maturity
 - 4.4.2. Malocclusion Evolution during Growth
 - 4.4.3. Early Treatment for Malocclusions

- 4.5. Determining the Need for Therapeutic Extractions
 - 4.5.1. Definition of Volumetric Malocclusions
 - 4.5.2. Premolar Therapeutic Extractions
 - 4.5.3. Special Extraction Cases
 - 4.5.4. Stripping *Technique* as an Alternative to Tooth Extractions
- 4.6. Preparing Individualized Treatment Plans
 - 4.6.1. General Considerations in Individualized Treatment Planning
 - 4.6.2. Determining Individualized Treatment Plans
 - 4.6.3. Auxiliary Tools to Determine Individual Treatment Plans: Steiners Case

Module 5. Advanced Clinical Biomechanics

- 5.1. Biomechanics Applied to Orthodontics and Dentofacial Orthopedics
 - 5.1.1. Active Removable Plaques
 - 5.1.2. Functional Equipment
 - 5.1.3. Action Modes
 - 5.1.4. Orthopedic Action
 - 5.1.5. Dental Action
- 5.2. Bracket and Band Cementing Techniques
 - 5.2.1. Direct Cementing
 - 5.2.2. Indirect Cementing
 - 5.2.3. Indications and Limitations
- 5.3. Microscrews
 - 5.3.1. General Indications
 - 5.3.2. Limitations of Use
- 5.4. Surgical Aids to Tooth Movement
 - 5.4.1. Periodontium Anatomy
 - 5.4.2. Orthodontic Tooth Movement Physiology
 - 5.4.3. Why Teeth Move Faster
 - 5.4.4. Types of Surgical Aids

Module 6. Early Dentofacial Orthopedics

- 6.1. Early Orthopedics: Neuro-Occlusal Rehabilitation
 - 6.1.1. Concept and Justification
 - 6.1.2. Planas' Law of Minimum Vertical Dimension and Planas' Functional Masticatory Angle
 - 6.1.3. Planas' Laws: Stomatognathic System Development
 - 6.1.4. First Year Treatment
 - 6.1.5. First Dentition Therapeutics
 - 6.1.6. Mixed and Second Dentition Therapeutics
- 6.2. Treatments in Deciduous Dentition and Mixed First Phase
 - 6.2.1. Class III and Anterior Crossbite
 - 6.2.2. Class II
 - 6.2.3. Open Anterior Bite
 - 6.2.4. Overbite
 - 6.2.5. Posterior Crossbite and Transverse Problems: Facial Asymmetry in Children. and Treating Them with OSA
 - 6.2.6. Eruption Alterations: Canines. Incisors Premolars and Molars
 - 6.2.7. Space Constraints

Module 7. Late Dentofacial Orthopedics

- 7.1. Treatment in Permanent Dentition: Late Orthopedics
 - 7.1.1. Etiology
 - 7.1.2. Treatment Indications
 - 7.1.3. Limitations
- 7.2. Class III Treatments
 - 7.2.1. Etiology
 - 7.2.2. Treatment Indications
 - 7.2.3. Limitations
- 7.3. Class II Treatments
 - 7.3.1. Etiology
 - 7.3.2. Treatment Indications
 - 7.3.3. Limitations



- 7.4. Open Anterior Bite Treatment
 - 7.4.1. Open Anterior Bite Definition
 - 7.4.2. Open Anterior Bite Treatment
 - 7.4.3. Late Therapies for Open Anterior Bite
- 7.5. Overbite Treatment
 - 7.5.1. Etiology
 - 7.5.2. Treatment Indications
 - 7.5.3. Limitations
- 7.6. Child and Adolescent Posterior Crossbite and Transverse Problems
 - 7.6.1. Concept and Classification
 - 7.6.2. Epidemiology
 - 7.6.3. Etiology
 - 7.6.4. Diagnostic
 - 7.6.5. Treatment
 - 7.6.6. New Technologies

Module 8. Conventional Orthodontics

- 8.1. Treatments for Stage 2 Mixed and Early Permanent Dentition
 - 8.1.1. Treatment Protocols
 - 8.1.2. Indications and Contraindications. Fixed Equipment
 - 8.1.2.1. Advantages and Disadvantages. Fixed Equipment
 - 8.1.3. Malocclusions
 - 8.1.3.1. Transversal Malocclusions
 - 8.1.3.2. Vertical Malocclusions
 - 8.1.4. Retention/Relapse
- 8.2. Bracket Cementation Specification: Malocclusion Type and/or Therapeutic Objectives
 - 8.2.1. Installing Pre-Adjusted Equipment
 - 8.2.1.1. Bracket and Tube Location
 - 8.2.1.2. Mesiodistal Location
 - 8.2.1.3. Vertical Position ("Height")
 - 8.2.1.4. Inclination
 - 8.2.1.5. Vestibular Face Fitting
 - 8.2.2. Cementing in Case of Deep Spee Curve
 - 8.2.3. Cementing in Case of Class II Molar
 - 8.2.4. Cementing in Fractured or Abraded Teeth
- 8.3. First Phase: Alignment and Leveling Types of Intrusion
 - 8.3.1. Diet
 - 8.3.1.1. Selection Principles for Alignment Arches
 - 8.3.1.2. Symmetric Crowding Alignment
 - 8.3.1.3. Alignment in Case of Premolar Extraction
 - 8.3.1.4. Alignment in Non-Extraction Cases
 - 8.3.2. Levels
 - 8.3.2.1. Extrusion Leveling (Relative Intrusion)
 - 8.3.2.2. Intrusion Leveling
- 8.4. Second Phase: Work, Closing Extraction Spaces
 - 8.4.1. Molar Ratio Correction
 - 8.4.1.1. Differential Growth in Class II Patients
 - 8.4.1.2. Differential Anchoring of Extraction Spaces
 - 8.4.1.3. Distalization
 - 8.4.2. Closing Extraction or Residual Spaces
 - 8.4.2.1. Continuous Bow with Locking Handles or DKL Bow
 - 8.4.2.2. Sliding
 - 8.4.3. Overjet and Overbite Correction
 - 8.4.4. Middle Line Centering
- 8.5. Third Phase: Completion Retention Design
 - 8.5.1. Retention Definition
 - 8.5.2. Types of Retainers
 - 8.5.2.1. Fixed Retainers
 - 8.5.2.2. Removable Retainers
 - 8.5.3. Retention Duration
 - 8.5.3.1. Cases Where Retention May Not Be Required
 - 8.5.3.2. Cases Requiring Permanent or Semipermanent Retention
 - 8.5.3.3. Cases Requiring a Variable Retention Period

Module 9. Advanced Treatments in Conventional Orthodontics

- 9.1. Implants and Microscrews as Anchorage
 - 9.1.1. Microscrew Indications and Limitations
 - 9.1.1.1. Main Indications
 - 9.1.1.2. Skeletal Anchorage Limitations and Complications
 - 9.1.2. Clinical and Laboratory Techniques to Improve System Effectiveness and Efficiency: Current Evidence-Based Protocols
 - 9.1.2.1. Microscrew Placement
 - 9.1.2.2. Microscrew Activation
- 9.2. Surgical and Non-Surgical Aids to Speed Up Movement
 - 9.2.1. Chemical Techniques
 - 9.2.2. Physical Techniques
 - 9.2.3. Surgical Techniques
 - 9.2.4. Micro-Osteoperforation Indications
- 9.3. Impacted Teeth Treatment and Other Eruption Disorders
 - 9.3.1. Non-Erupted or Impacted Teeth
 - 9.3.2. Retained Canines
 - 9.3.3. Treating Other Eruption Disorders
- 9.4. Treating Open Bites: Multi-Loop Technique
 - 9.4.1. Multi-Loop Structure and Function
 - 9.4.2. Multi-Loop Technique Diagnosis
 - 9.4.3. Treating Class III High Angle
 - 9.4.4. Treating Class III Low Angle
 - 9.4.5. Treating Class I Open Bite
 - 9.4.6. Treating Class II Open Bite

Module 10. Multidisciplinary Treatments

- 10.1. Treating Periodontal Patients
 - 10.1.1. Specific Characteristics in Adult Patients
 - 10.1.2. Anatomy of the Periodontium
 - 10.1.3. Multidisciplinary or Interdisciplinary Treatments
 - 10.1.4. Diagnosing Adult Patients and Determining Treatment Goals
 - 10.1.5. Preparing Adult Orthodontic Patients for Orthodontic Treatment
 - 10.1.6. Stripping *Tool* as an Essential Element in Adult Periodontal Patients
 - 10.1.7. A Special Entity: Posterior Bite Collapse in Adult Patients
- 10.2. Treatment and Esthetics in Anterior Fronts: Orthodontics and Prosthetics
 - 10.2.1. Fundamental Requirements for Successful Occlusal Therapy as Proposed by Dawson
 - 10.2.2. The Six Decisions Affecting the Functional Anatomy Matrix
 - 10.2.3. Previous Guidelines
 - 10.2.4. Fundamental Esthetic Criteria
- 10.3. Orthodontics and Treating SAHS in Children
 - 10.3.1. Anatomy of the Respiratory System
 - 10.3.2. Lymphoid System
 - 10.3.3. General Concepts of Sleep: Sleep and Breathing
 - 10.3.4. Clinical Examination in Children with Suspected SAHS
- 10.4. Orthodontics and Treating SAHS in Adults
 - 10.4.1. Sleep Medicine
 - 10.4.2. Sleep Apnea-Hypopnea Syndrome (SAHS)
 - 10.4.3. Efficacy of Mandibular Advancement Devices (MADs)
 - 10.4.4. Therapy Management and Monitoring Protocol

Module 11. Lingual Orthodontics

- 11.1. History and Introduction to Lingual Equipment
- 11.2. Why Lingual Orthodontics?
 - 11.2.1. Review of the Different Global Systems Available
- 11.3. Basic Necessary Materials for Predetermined Systems
 - 11.3.1. Expendable Materials
 - 11.3.2. Non-Expendable Materials
- 11.4. Patient Selection and Records
 - 11.4.1. Lingual patient characteristics
 - 11.4.2. Silicone Impressions: Procedure
 - 11.4.3. Digital Leap: Scanner
 - 11.4.4. Preparing Lab Sheets and Selecting Prescriptions
- 11.5. Keys to Consider in Lingual Orthodontic Treatments
- 11.6. Biomechanical differences vestibular vs. Lingual. Updating of the apparatus in the 3 planes of space
- 11.7. Laboratory Procedures
 - 11.7.1. Apparatus Manufacturing Using the Hiro System
 - 11.7.1.1. Introduction
 - 11.7.1.2. Step-by-Step Procedure
 - 11.7.1.3. Maxillary Arch
 - 11.7.1.4. Mandibular Arch
 - 11.7.1.5. Using a Full-Arch Arch-Wire
 - 11.7.1.6. Bracket Placement
 - 11.7.1.7. Individual Tray Manufacture
 - 11.7.1.8. Perfecting Bracket Base
 - 11.7.2. Apparatus Manufacturing Using the Incognito™ System
 - 11.7.2.1. Manufacture Process
 - 11.7.2.2. Set-Up
 - 11.7.2.3. Computer-Assisted Bracket Design
 - 11.7.2.4. Prototyping
 - 11.7.2.5. Casting and Quality Control
 - 11.7.2.6. Arch Bending
 - 11.7.2.7. Individual Tray Cementing
- 11.8. Receipt and approval of the set-up
 - 11.8.1. Manual Set-Up
 - 11.8.2. Digital Set-Up
- 11.9. Case Reception and Cabinet Preparation
 - 11.9.1. Case Reception
 - 11.9.2. Scheduling Appointments
 - 11.9.3. Table Preparation
- 11.10. Indirect Cementing According to Individual Tray Selection
 - 11.10.1. Indirect Cementing with Transparent Silicone Tray
 - 11.10.2. Indirect Cementing with Opaque Silicone Tray
- 11.11. Type and Use of Basic Ligatures
 - 11.11.1. Self-Retaining Slot
 - 11.11.2. Conventional Elastic Ligatures
 - 11.11.3. Metallic Ligatures
 - 11.11.4. Overtie
 - 11.11.5. Steel Overtie
 - 11.11.6. Power Tie
 - 11.11.7. Elastic Lasso
 - 11.11.8. Conventional Lasso
 - 11.11.9. O-Lasso
 - 11.11.10. Chicane
- 11.12. Arch Selection and Placement
 - 11.12.1. Lingual Bracket Slot Characteristics
 - 11.12.2. Arch Sequencing
 - 11.12.3. Overextended Arches
 - 11.12.4. Initial Arch Placement and Manipulating the Arch in the Mouth
- 11.13. Prevention, Emergency Solutions and Common Complications
 - 11.13.1. Prevention and Emergency Solutions
 - 11.13.2. Bracket Recementing
 - 11.13.3. Bracket Decementing
- 11.14. Lingual Orthodontics and Periodontics
- 11.15. Lingual Orthodontics and Microscrews
- 11.16. Lingual Orthodontics Retention

Module 12. Orthodontics and Orthognathic Surgery

- 12.1. Introduction and Diagnosis
 - 12.1.1. Esthetic and Functional Treatment Objectives
 - 12.1.2. Age and Opportunity for Treatment
 - 12.1.3. Patient Motives, Demands and Psychology
 - 12.1.4. Clinical Examination
 - 12.1.5. Records Required for Orthognathic Surgery, Sagittal and Frontal Analysis
- 12.2. Temporomandibular Joint
 - 12.2.1. TMJ and Surgical Orthodontics
 - 12.2.2. Centric Relation and Orthognathic Surgery
 - 12.2.3. TMJ Radiographic Study
 - 12.2.4. Progressive Condylar Resorption: Concept, Diagnosis and Management
 - 12.2.5. Condylar Hyperplasia as a Cause of Facial Asymmetries: Concept, Diagnosis and Management
- 12.3. Splints and Orthognathic Surgery
 - 12.3.1. Prediagnostic Splint for Joint Pathologies
 - 12.3.2. Presurgical Splint to Locate True Hinge Axis
 - 12.3.3. Presurgical Splint to Stabilize Condyles and Ligaments
 - 12.3.4. Presurgical Splint to Diagnose the Mandibular Midline
- 12.4. Pre-Surgery Orthodontics
 - 12.4.1. Diagnosis and Keys
 - 12.4.2. Sagittal Problems
 - 12.4.3. Vertical Problems
 - 12.4.4. Asymmetric Patients
- 12.5. Pre-Surgery Planning
 - 12.5.1. Introduction to Cephalometric Predictions
 - 12.5.2. Predicting Treatments: VTO and STO
 - 12.5.3. Dentoalveolar and Gingival Biotype: Need for Grafting?
 - 12.5.4. Bone Movement: Repercussions on Soft Tissues
 - 12.5.5. SARPE: Indications and Limitations

- 12.6. Modeling Surgery
 - 12.6.1. Pre-Surgical Working Models
 - 12.6.2. Modeling for Mono-Maxillary Surgery
 - 12.6.3. Modeling for Bi-Maxillary Surgery
 - 12.6.4. Articulator and Axiography
- 12.7. Post-Surgical Treatment and Completion
 - 12.7.1. Immediate Postoperative Surgery
 - 12.7.2. Immediate Postoperative Orthodontics
 - 12.7.3. Post-Surgical Orthodontic Objectives and Case Completion

Module 13. Thermoplastic Orthodontics

- 13.1. Introduction Clear Splints or Dental Aligners
 - 13.1.1. History of Aligners
 - 13.1.2. Current Use of Transparent Retainers
- 13.2. Record Keeping
 - 13.2.1. Prior to Aligner Registrations
 - 13.2.2. Extraoral and Intraoral Photography
 - 13.2.3. Orthopantomography X-Ray and Lateral Skull Teleradiography
 - 13.2.4. Taking Imprints
 - 13.2.5. Intraoral Scanner
- 13.3. Attachments and Pressure Points
 - 13.3.1. Pressure Points
 - 13.3.2. Introduction to Attachments
 - 13.3.3. Optimized Attachments
 - 13.3.4. Conventional Attachments
 - 13.3.5. Hierarchy of Attachment Placement According to the Movement to be Performed Per Tooth
 - 13.3.6. Usual Movements, Which Prevent the Placement of Attachments
 - 13.3.7. Attachment Placement
- 13.4. Aligner Movements
 - 13.4.1. Introduction to Aligner Movements
 - 13.4.2. Predictable and Unpredictable Aligner Movements
 - 13.4.3. Comparing Different Movement Predictability
 - 13.4.4. Predictable Malocclusions Using Aligners

- 13.5. Reviewing and Correcting the Virtual Video
 - 13.5.1. What Can Be Seen through Virtual Video
 - 13.5.2. How to Proceed upon Receiving the Virtual Video
 - 13.5.3. Modifying the Virtual Video
 - 13.5.4. Indirectly Modifying the Virtual Video

Module 14. Dental Aligner Correction in 3 Planes of Space

- 14.1. Correcting Sagittal Plane Malocclusions
 - 14.1.1. Correcting Sagittal Plane Malocclusions: Class II
 - 14.1.2. Correcting Sagittal Plane Malocclusions: Class III
- 14.2. Correcting Vertical Plane Malocclusions
 - 14.2.1. Overbite
 - 14.2.2. Open Bite
- 14.3. Correcting Transversal Plane Malocclusions
 - 14.3.1. Single-Tooth Crossbite
 - 14.3.2. Unilateral Posterior Crossbite
 - 14.3.3. Bilateral Posterior Crossbite
 - 14.3.4. Scissor Bite
 - 14.3.5. Midline Discrepancy

Module 15. Transparent Splints in Orthognathic and Oral Surgery

- 15.1. Introduction to Preparing Surgical Patients for Transparent Splints
- 15.2. Added Canines
- 15.3. Added Teeth

Module 16. Multidisciplinary Thermoplastic Orthodontics and Case Completion

- 16.1. Aligners Together with Other Dental Specialties
- 16.2. Managing Extractions with Thermoplastic Orthodontics
- 16.3. Case Completion
- 16.4. Auxiliary Equipment



07

Clinical Internship

At the end of the online phase, students will have the opportunity to do a practical internship in one of the following dental centers. This will be done in order to take the theoretical knowledge acquired to the field and improve the surgical skills required for dentists.





“

Take a three-week internship at one of these prestigious centers and improve your skills working on real cases”

The Practical Training period of this specialization program in Orthodontics and Dentofacial Orthopedics consists of a practical clinical stay in a prestigious national or international center, lasting 3 weeks, from Monday to Friday with 8 consecutive hours of practical training with an assistant specialist, who will act as a tutor. This stay will allow to deal with real patients with a team of reference professionals in the area, applying the most innovative diagnostic procedures and planning the latest generation Therapeutics in each Situation.

This innovative training proposal, completely practical in nature, is a unique opportunity to expand the talent and update the professional skills of dentists who wish to open new job opportunities and expand their market, offering the best possible service in consultation. It is, without a doubt, an opportunity to learn by working in an avant-garde dental health center with experts and in a comfortable way.

The practical part will be carried out with the active participation of the student performing the activities and procedures of each area of knowledge (learning to learn and learning to do), with the accompaniment and guidance of teachers and other fellow trainees that facilitate teamwork and multidisciplinary integration as transversal competencies for the practice of Clinical Analysis Medicine (learning to be and learning to relate).

The procedures described below will form the basis of the practical part of the training, and their implementation is subject to both the suitability of the patients and the availability of the center and its workload, with the proposed activities being as follows:





Module	Practical Activity
Techniques in Diagnosis in Orthodontics and Dentofacial Orthopedics	Perform a Systematic Diagnosis in Orthodontics: First Visits and Clinical Histories, Patient Examinations and Corresponding Record-Taking
	Perform a Staged Orthodontic Diagnosis by Planning Mechanotherapy and Appliances
	Verify the Diagnosis and Treatment of Habits: Atypical Swallowing, Nutritive and Non-Nutritive Sucking Habits, Oral Breathing, Dyslalia and Others
	Participate in the Diagnosis of Craniofacial Growth and Development
	intervene in the Differential Diagnosis of Etiological Factors and Causes of Malocclusion
Dentofacial Orthopedics Treatment Plan	Apply orthodontic treatments and disorders. Critical Assessment of Results
	intervene in Premolar Therapeutic Extractions
	Apply stripping techniques as an alternative to tooth extractions, bio-mechanics and bonding of brackets and bands
	Participate in different types of treatment of the bites and physiognomy of the patient's teeth of the patient's dentition
Advanced Treatments in Conventional Orthodontics	Apply Physical Techniques to Accelerate Movement. Microscrew Placement and Activation
	Intervene in the Impacted Teeth Treatment and Other Eruption Disorders: Impacted or Unerupted Teeth and Retained Canines
	Apply esthetic treatments and SAHS treatments in adults and children
	Cement brackets according to the type of malocclusion: cemented in case of deep curve of Spee, cemented in cases of class II molar or cemented in fractured or abraded teeth
	Practice denture alignment and leveling by extrusion and intrusion
	Correct molar relationship: distalization, protrusion and overbite
	Use Fixed and Removable Retainers
Orthodontic Techniques	Apparatus Manufacturing Using the Hiro System, the Incognito™ system
	Perfecting Bracket Base
	Case Reception and Cabinet Preparation
	Use of Ligatures: <i>Self-Retaining Slot, Conventional Elastic Bandage, Elastic, Metal Bandage, Overtie, Steel Overtie, Power Tie, , Elastic Lasso Chicane</i>
	Selection and Initial Arch Placement and Manipulating the Arch in the Mouth. Using a Full-Arch Arch-Wire
	Emergency Solutions: Brackets Recementing and Brackets Debonding
	Extraoral and Intraoral Photography X-ray, orthopantomography and lateral teleradiography of the skull. Use of the Intraoral Scanner

Civil Liability Insurance

This institution's main concern is to guarantee the safety of the trainees and other collaborating agents involved in the internship process at the company. Among the measures dedicated to achieve this is the response to any incident that may occur during the entire teaching-learning process.

To this end, this entity commits to purchasing a civil liability insurance policy to cover any eventuality that may arise during the course of the internship at the center.

This liability policy for interns will have broad coverage and will be taken out prior to the start of the practical training period. That way professionals will not have to worry in case of having to face an unexpected situation and will be covered until the end of the internship program at the center.



General Conditions of the Internship Program

The general terms and conditions of the internship program agreement shall be as follows:

1. TUTOR: During the Hybrid Professional Master's Degree, students will be assigned with two tutors who will accompany them throughout the process, answering any doubts and questions that may arise. On the one hand, there will be a professional tutor belonging to the internship center who will have the purpose of guiding and supporting the student at all times. On the other hand, they will also be assigned with an academic tutor whose mission will be to coordinate and help the students during the whole process, solving doubts and facilitating everything they may need. In this way, the student will be accompanied and will be able to discuss any doubts that may arise, both clinical and academic.

2. DURATION: The internship program will have a duration of three continuous weeks, in 8-hour days, 5 days a week. The days of attendance and the schedule will be the responsibility of the center and the professional will be informed well in advance so that they can make the appropriate arrangements.

3. ABSENCE: If the students does not show up on the start date of the Hybrid Professional Master's Degree, they will lose the right to it, without the possibility of reimbursement or change of dates. Absence for more than two days from the internship, without justification or a medical reason, will result in the professional's withdrawal from the internship, therefore, automatic termination of the internship. Any problems that may arise during the course of the internship must be urgently reported to the academic tutor.

4. CERTIFICATION: Professionals who pass the Hybrid Professional Master's Degree will receive a certificate accrediting their stay at the center.

5. EMPLOYMENT RELATIONSHIP: the Hybrid Professional Master's Degree shall not constitute an employment relationship of any kind.

6. PRIOR EDUCATION: Some centers may require a certificate of prior education for the Hybrid Professional Master's Degree. In these cases, it will be necessary to submit it to the TECH internship department so that the assignment of the chosen center can be confirmed.

7. DOES NOT INCLUDE: The Hybrid Professional Master's Degree will not include any element not described in the present conditions. Therefore, it does not include accommodation, transportation to the city where the internship takes place, visas or any other items not listed

However, students may consult with their academic tutor for any questions or recommendations in this regard. The academic tutor will provide the student with all the necessary information to facilitate the procedures in any case.

08

Where Can I Do the Clinical Internship?

This program has different specialized centers that are distributed in different parts of the country. TECH offers students the best program for training in a booming dental sector, in addition to providing an enriching and competitive experience:





“

These dental centers have the best equipment and professionals to help students improve their work practice”



The student will be able to complete the practical part of this Hybrid Professional Master's Degree at The following centers:



Dentistry

Clínica Go Gaztambide

Country: Spain
City: Madrid

Address: Calle de Gaztambide, 52, bajo derecha, 28015 Madrid

Dental care and esthetics center.

Related internship programs:

- Periodontics and Mucogingival Surgery
- Orthodontics and Dentofacial Orthopedics



Dentistry

Palmaclinic


Country: Spain
City: Madrid

Address: Calle de Fermín Caballero, 57, Madrid

Specialized Clinic in Endodontics, Periodontics, Orthodontics and esthetic dentistry.

Related internship programs:

- Orthodontics and Dentofacial Orthopedics



Dentistry

Centro Torredental

Country: Spain
City: Madrid

Address: C. Cam. de Valladolid, 3, Loc. 2, 28250 Torrelodones, Madrid

Dental clinic and dental esthetics

Related internship programs:

- Orthodontics and Dentofacial Orthopedics



Dentistry

Clínica Dental Martínez Sanchinarro


Country: Spain
City: Madrid

Address: C/ Vicente Blasco Ibáñez 19, portal H bajo B, 28050, Madrid

Dental care and esthetic dentistry center.

Related internship programs:

- Implantology and Oral Surgery
- Orthodontics and Dentofacial Orthopedics



Dentistry

Clínica Médico Dental O'donnell

Country: Spain
City: Madrid

Address: Calle de O'Donnell, 44, 28009 Madrid

Specialized center for oral health promotion

Related internship programs:

- Orthodontics and Dentofacial Orthopedics



Dentistry

Clínica Dental La Merced

Country: Spain
City: Madrid

Address: C. de Gutierre de Cetina, 84, 28017 Madrid

Dental center specialized in implantology, surgery or orthodontics.

Related internship programs:

- Orthodontics and Dentofacial Orthopedics



Dentistry

Clínica Dental Martínez Valdebebas


Country: Spain
City: Madrid

Address: C/ Josefina Aldecoa 40, Bajo A, 28055, Madrid

Dental care and esthetic dentistry center.

Related internship programs:

- Orthodontics and Dentofacial Orthopedics



Dentistry

Dra. Rodríguez Rubio

Country: Spain
City: Madrid

Address: C/Juan Ramón Jiménez, N° 28, 28036 Madrid

In the clinic Dra. Rodríguez Rubio's experience has been passed down through the generations for more than 100 years.

Related internship programs:

- Dental Clinic Management and Direction
- Orthodontics and Dentofacial Orthopedics



Dentistry

Clínica Dental T4 Valdebebas

Country	City
Spain	Madrid

Address: C/ José Antonio Fernández Ordóñez 51, local 2, 28055, Madrid

Dental care and esthetic dentistry center.

Related internship programs:

- Implantology and Oral Surgery
- Orthodontics and Dentofacial Orthopedics



Dentistry

Grup Dr. Bladé - Clínica Les Corts

Country	City
Spain	Barcelona

Address: Calle Numancia 94-96, Bajos (08029) Barcelona

Advanced dentistry clinic and cosmetic dentistry services.

Related internship programs:

- Implantology and Oral Surgery
- Orthodontics and Dentofacial Orthopedics



Dentistry

Grup Dr. Bladé - Clínica Valencia Eixample

Country	City
Spain	Barcelona

Address: Carrer de Valencia 274, (08007) Barcelona

Advanced dentistry clinic and cosmetic dentistry services.

Related internship programs:

- Implantology and Oral Surgery
- Orthodontics and Dentofacial Orthopedics



Dentistry

Grup Dr. Bladé - Clínica Sabadell


Country	City
Spain	Barcelona

Address: Carrer Prat de la Riba 49, 08206, Barcelona

Advanced dentistry clinic and cosmetic dentistry services.

Related internship programs:

- Implantology and Oral Surgery
- Orthodontics and Dentofacial Orthopedics



Dentistry

Grup Dr. Bladé - Clínica Paris Eixample

Country	City
Spain	Barcelona

Address: Carrer de Paris 127, 08036, Barcelona

Advanced dentistry clinic and cosmetic dentistry services.

Related internship programs:

- Implantology and Oral Surgery
- Orthodontics and Dentofacial Orthopedics



Dentistry

Clínica Dental Diseño Sonrisa

Country	City
Spain	Almería

Address: Av. del Sabinar, 80, 04740 Roquetas de Mar

Oral health and esthetics care center

Related internship programs:

- Endodontics and Apical Microsurgery
- Implantology and Oral Surgery



Dentistry

Sevilla Dental


Country	City
Spain	Seville

Address: C. Reyes Católicos, 15 Derecha, 41001 Sevilla

Clinical care clinic for oral health promotion

Related internship programs:

- Orthodontics and Dentofacial Orthopedics
- Endodontics and Apical Microsurgery



Dentistry

Clínica Dental Los Bermejales


Country	City
Spain	Seville

Address: Avenida Del Reino Unido Local, Esquina, C. Colonia, 41012 Sevilla

Oral health and esthetic dentistry care center

Related internship programs:

- Orthodontics and Dentofacial Orthopedics
- Apical Endodontics and Microsurgery



Dentistry

Clínica Dental Ruzafa


Country	City
Spain	Valence

Address: Calle de Pere III el Gran, 8, Bjo. Ruzafa, 46005 València, Valencia

Center for dental care and dental aesthetics

Related internship programs:

- Implantology and Oral Surgery
- Orthodontics and Dentofacial Orthopedics



Dentistry

Inari Estudio Dental


Country	City
Spain	Madrid

Address: Avenida Leganés 6, local 2B, 28921 Alcorcón, Madrid

Dental clinic and esthetic care center

Related internship programs:

- Adhesive Aesthetic Dentistry
- Orthodontics and Dentofacial Orthopedics



Dentistry

Clínica Dr Dopico

Country	City
Spain	Asturias

Address: C. de la Libertad, 1, 1ºB, 33180 Noreña, Asturias

Center for dental care and dental aesthetic

Related internship programs:

- Adhesive Aesthetic Dentistry
- Dental Clinic Management and Direction



Dentistry

Hospital HM Modelo

Country	City
Spain	La Coruña

Address: Rúa Virrey Osorio, 30, 15011, A Coruña

Network of private clinics, hospitals and specialized centers distributed throughout Spain.

Related internship programs:

- Anaesthesiology and Resuscitation
- Palliative Care



Dentistry

Hospital HM Rosaleda

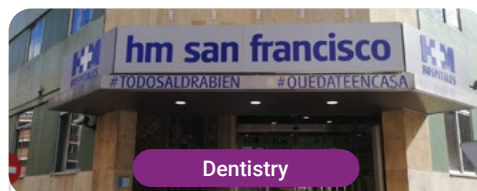
Country	City
Spain	La Coruña

Address: Rúa de Santiago León de Caracas, 1, 15701, Santiago de Compostela, A Coruña

Network of private clinics, hospitals and specialized centers distributed throughout Spain.

Related internship programs:

- Hair Transplantation
- Orthodontics and Dentofacial Orthopedics



Dentistry

Hospital HM San Francisco

Country	City
Spain	León

Address: C. Marqueses de San Isidro, 11, 24004, León

Network of private clinics, hospitals and specialized centers distributed throughout Spain.

Related internship programs:

- Update in Anesthesiology and Resuscitation
- Trauma Nursing



Dentistry

Hospital HM Nou Delfos

Country	City
Spain	Barcelona

Address: Avinguda de Vallcarca, 151, 08023 Barcelona

Network of private clinics, hospitals and specialized centers distributed throughout Spain.

Related internship programs:

- Aesthetic Medicine
- Clinical Nutrition in Medicine



Dentistry

Hospital HM Madrid

Country	City
Spain	Madrid

Address: Pl. del Conde del Valle de Súchil, 16, 28015, Madrid

Network of private clinics, hospitals and specialized centers distributed throughout Spain.

Related internship programs:

- Palliative Care
- Anaesthesiology and Resuscitation



Dentistry

Hospital HM Montepríncipe

Country: Spain
City: Madrid

Address: Av. de Montepríncipe, 25, 28660, Boadilla del Monte, Madrid

Network of private clinics, hospitals and specialized centers distributed throughout Spain.

Related internship programs:

- Palliative Care
- Aesthetic Medicine



Dentistry

Hospital HM Torrelodones

Country: Spain
City: Madrid

Address: Av. Castillo Olivares, s/n, 28250, Torrelodones, Madrid

Network of private clinics, hospitals and specialized centers distributed throughout Spain.

Related internship programs:

- Anaesthesiology and Resuscitation
- Palliative Care



Dentistry

Hospital HM Sanchinarro

Country: Spain
City: Madrid

Address: Calle de Oña, 10, 28050, Madrid

Network of private clinics, hospitals and specialized centers distributed throughout Spain.

Related internship programs:

- Anaesthesiology and Resuscitation
- Palliative Care



Dentistry

Hospital HM Puerta del Sur

Country: Spain
City: Madrid

Address: Av. Carlos V, 70, 28938, Móstoles, Madrid

Network of private clinics, hospitals and specialized centers distributed throughout Spain.

Related internship programs:

- Palliative Care
- Clinical Ophthalmology



Dentistry

Policlínico HM Arapiles


Country: Spain
City: Madrid

Address: C. de Arapiles, 8, 28015, Madrid

Network of private clinics, hospitals and specialized centers distributed throughout Spain.

Related internship programs:

- Anaesthesiology and Resuscitation
- Pediatric Dentistry



Dentistry

Policlínico HM Cruz Verde

Country: Spain
City: Madrid

Address: Plaza de la Cruz Verde, 1-3, 28807, Alcalá de Henares, Madrid

Network of private clinics, hospitals and specialized centers distributed throughout Spain.

Related internship programs:

- Advanced Clinical Podiatry
- Optical Technologies and Clinical Optometry



Dentistry

Policlínico HM La Paloma

Country: Spain
City: Madrid

Address: Calle Hilados, 9, 28850, Torrejón de Ardoz, Madrid

Network of private clinics, hospitals and specialized centers distributed throughout Spain.

Related internship programs:

- Advanced Operating Room Nursing
- Orthodontics and Dentofacial Orthopedics



Dentistry

Centro Médico Vithas Alzira

Country: Spain
City: Valence

Address: Gran Via Comunitat Valenciana, 4, 46600 Alzira

Leading group in the Spanish healthcare sector

Related internship programs:

- Update in Anesthesiology and Resuscitation
- Intensive Care Nursing



Dentistry

Centro Médico Vithas Castellón

Country	City
Spain	Castellón

Address: Calle Santa María Rosa Molas, 40,
12004 Castellón de la Plana

Leading group in the Spanish healthcare sector

Related internship programs:

- Update in Anesthesiology and Resuscitation
- Intensive Care Nursing



Dentistry

Centro Médico Vithas El Ejido

Country	City
Spain	Almería

Address: Avenida Ciavieja, 15,
04700 El Ejido

Leading group in the Spanish healthcare sector

Related internship programs:

- Update in Anesthesiology and Resuscitation
- Implantology and Oral Surgery



Dentistry

Centro Médico Vithas Fuengirola


Country	City
Spain	Malaga

Address: Avenida de Ramón y Cajal, s/n,
29640 Fuengirola

Leading group in the Spanish healthcare sector

Related internship programs:

- Update in Anesthesiology and Resuscitation
- Intensive Care Nursing



Dentistry

Centro Médico Vithas Granada


Country	City
Spain	Granada

Address: Plaza Ciudad de los Cármenes, Bajo
B, s/n, 18013 Granada

Leading group in the Spanish healthcare sector

Related internship programs:

- Update in Anesthesiology and Resuscitation
- Intensive Care Nursing



Dentistry

Centro Médico Vithas La Rosaleda

Country	City
Spain	Malaga

Address: Paseo Martiricos, Estadio de Fútbol
La Rosaleda s/n, 29011 Málaga

Leading group in the Spanish healthcare sector

Related internship programs:

- Update in Anesthesiology and Resuscitation
- Intensive Care Nursing



Dentistry

Centro Médico Vithas Limonar

Country	City
Spain	Malaga

Address: Calle la Era, 6, 29016 Málaga

Leading group in the Spanish healthcare sector

Related internship programs:

- Update in Anesthesiology and Resuscitation
- Intensive Care Nursing



Dentistry

Centro Médico Vithas Lleida

Country	City
Spain	Lérida

Address: Avenida de Tortosa 4, 25005 Lleida

Leading group in the Spanish healthcare sector

Related internship programs:

- Update in Anesthesiology and Resuscitation
- Intensive Care Nursing



Dentistry

Centro Médico Vithas Nerja

Country	City
Spain	Malaga

Address: Calle Antonio Ferrandis, 'Edificio
Chanquete', 5, 29780 Málaga

Leading group in the Spanish healthcare sector

Related internship programs:

- Update in Anesthesiology and Resuscitation
- Intensive Care Nursing



Dentistry

Centro Médico Vithas Playa Serena

Country: Spain
City: Almería

Address: Avenida de Playa Serena, 40, 04740 Roquetas de Mar

Leading group in the Spanish healthcare sector

Related internship programs:

- Intensive Care Nursing
- Update in Anesthesiology and Resuscitation



Dentistry

Centro Médico Vithas Pontevedra

Country: Spain
City: Pontevedra

Address: Avenida Eduardo Pondal, 68, 36003 Pontevedra

Leading group in the Spanish healthcare sector

Related internship programs:

- Update in Anesthesiology and Resuscitation
- Intensive Care Nursing



Dentistry

Centro Médico Vithas Rincón de la Victoria


Country: Spain
City: Malaga

Address: Avenida de la Torre, 15, 29730 Rincón de la Victoria

Leading group in the Spanish healthcare sector

Related internship programs:

- Update in Anesthesiology and Resuscitation
- Intensive Care Nursing



Dentistry

Centro Médico Vithas Sevilla

Country: Spain
City: Sevilla

Address: Calle Enramadilla, 8, 41018 Sevilla

Leading group in the Spanish healthcare sector

Related internship programs:

- Update in Anesthesiology and Resuscitation
- Intensive Care Nursing



Dentistry

Centro Médico Vithas Torre del Mar

Country: Spain
City: Malaga

Address: Calle San Andrés, 23, 29740 Torre del Mar

Leading group in the Spanish healthcare sector

Related internship programs:

- Update in Anesthesiology and Resuscitation
- Intensive Care Nursing



Dentistry

Centro Médico Vithas Torremolinos


Country: Spain
City: Malaga

Address: Calle Hoyo, 15, 29620 Torremolinos

Leading group in the Spanish healthcare sector

Related internship programs:

- Update in Anesthesiology and Resuscitation
- Intensive Care Nursing



Dentistry

Centro Médico Vithas Vitoria

Country: Spain
City: Álava

Address: Avenida Beato Tomás de Zumárraga, 1, 01008 Vitoria

Leading group in the Spanish healthcare sector

Related internship programs:

- Update in Anesthesiology and Resuscitation
- Intensive Care Nursing



Dentistry

Centro Médico Vithas Madrid Aravaca

Country: Spain
City: Madrid

Address: Calle La Salle, 12, 28023 Madrid

Leading group in the Spanish healthcare sector

Related internship programs:

- Update in Anesthesiology and Resuscitation
- Intensive Care Nursing



Dentistry

Hospital Universitario Vithas Madrid Arturo Soria

Country	City
Spain	Madrid

Address: C. de Arturo Soria, 103, 28043 Madrid

Leading group in the Spanish healthcare sector

Related internship programs:

- Update in Anesthesiology and Resuscitation
- Intensive Care Nursing



Dentistry

Hospital Universitario Vithas La Milagrosa

Country	City
Spain	Madrid

Address: Calle Modesto Lafuente, 14, 28010 Madrid

Leading group in the Spanish healthcare sector

Related internship programs:

- Update in Anesthesiology and Resuscitation
- Intensive Care Nursing



Dentistry

Hospital Vithas Aguas Vivas

Country	City
Spain	Valence

Address: Carretera Alzira-Tavernes de Valldigna, CV-50 Km 11, 46740 Carcaixent

Leading group in the Spanish healthcare sector

Related internship programs:

- Update in Anesthesiology and Resuscitation
- Intensive Care Nursing



Dentistry

Hospital Vithas Alicante

Country	City
Spain	Alicante

Address: Plaza Dr. Gómez Ulla, 15, 03013 Alicante

Leading group in the Spanish healthcare sector

Related internship programs:

- Endodontics and Apical Microsurgery
- Implantology Oral Surgery





Dentistry

Hospital Vithas Almería


Country City
Spain Almería

Address: Carretera del Mami, Km 1,
04120 Almería

Leading group in the Spanish healthcare sector

Related internship programs:

- Intensive Care Nursing
- Update in Anesthesiology and Resuscitation



Dentistry

Hospital Vithas Castellón

Country City
Spain Castellón

Address: Calle Santa María Rosa Molas, 25,
12004 Castellón de la Plana

Leading group in the Spanish healthcare sector

Related internship programs:

- Intensive Care Nursing
- Endodontics and Apical Microsurgery



Dentistry

Hospital Vithas Granada


Country City
Spain Granada

Address: Avenida de Santa María
de la Alhambra, 6, 18008 Granada

Leading group in the Spanish healthcare sector

Related internship programs:

- Update in Anesthesiology and Resuscitation
- Intensive Care Nursing



Dentistry

Hospital Vithas Las Palmas

Country City
Spain Las Palmas

Address: Calle León y Castillo, 292, 35005
Las Palmas de Gran Canaria

Leading group in the Spanish healthcare sector

Related internship programs:

- Update in Anesthesiology and Resuscitation
- Intensive Care Nursing



Dentistry

Hospital Vithas Lleida

Country City
Spain Lérida

Address: Calle Bisbe Torres, 13, 25002 Lleida

Leading group in the Spanish healthcare sector

Related internship programs:

- Update in Anesthesiology and Resuscitation
- Intensive Care Nursing



Dentistry

Hospital Vithas Málaga

Country City
Spain Málaga

Address: Avenida Pintor Sorolla, 2, 29016 Málaga

Leading group in the Spanish healthcare sector

Related internship programs:

- Update in Anesthesiology and Resuscitation
- Intensive Care Nursing



Dentistry

Hospital Vithas Medimar

Country City
Spain Alicante

Address: Avenida de Dénia, 78,
03016 Alicante

Leading group in the Spanish healthcare sector

Related internship programs:

- Gynecologic Oncology
- Intensive Care Nursing



Dentistry

Hospital Vithas Sevilla


Country City
Spain Seville

Address: Avenida Plácido Fernández Viagas,
s/n, 41950 Castilleja de la Cuesta

Leading group in the Spanish healthcare sector

Related internship programs:

- Update in Anesthesiology and Resuscitation
- Intensive Care Nursing



Dentistry

Hospital Vithas Tenerife


Country	City
Spain	Santa Cruz de Tenerife

Address: Calle Enrique Wolfson, 8, 38006 Santa Cruz de Tenerife

Leading group in the Spanish healthcare sector

Related internship programs:

- Update in Anesthesiology and Resuscitation
- Aesthetic Nursing



Dentistry

Hospital Vithas Valencia 9 de Octubre

Country	City
Spain	Valence

Address: Calle Valle de la Balletera, 59, 46015 Valencia

Leading group in the Spanish healthcare sector

Related internship programs:

- Update in Anesthesiology and Resuscitation
- Intensive Care Nursing



Dentistry

Hospital Vithas Valencia Consuelo


Country	City
Spain	Valence

Address: Calle Callosa d'En Sarrià, 12, 46007 Valencia

Leading group in the Spanish healthcare sector

Related internship programs:

- Update in Anesthesiology and Resuscitation
- Intensive Care Nursing



Dentistry

Hospital Vithas Vigo

Country	City
Spain	Pontevedra

Address: Via Norte, 48, 36206 Vigo

Leading group in the Spanish healthcare sector

Related internship programs:

- Update in Anesthesiology and Resuscitation
- Intensive Care Nursing



Dentistry

Hospital Vithas Vitoria

Country	City
Spain	Álava

Address: Calle Beato Tomás de Zumárraga, 10, 01008 Vitoria-Gasteiz

Leading group in the Spanish healthcare sector

Related internship programs:

- Endodontics and Apical Microsurgery
- Implantology Oral Surgery



Dentistry

Hospital Vithas Xanit Internacional


Country	City
Spain	Malaga

Address: Avenida de los Argonautas, s/n, 29631 Benalmádena

Leading group in the Spanish healthcare sector

Related internship programs:

- Update in Anesthesiology and Resuscitation
- Intensive Care Nursing



Dentistry

Instituto Oftalmológico Vithas EuroCanarias

Country	City
Spain	Las Palmas

Address: Calle León y Castillo, 211, 35005 Las Palmas de Gran Canaria

Leading group in the Spanish healthcare sector

Related internship programs:

- Intensive Care Nursing
- Update in Anesthesiology and Resuscitation



Dentistry

Vithas Centro Médico

Country	City
Spain	Lérida

Address: Calle de les Astes de Sant Macari, 3, 25300 Tàrraga

Leading group in the Spanish healthcare sector

Related internship programs:

- Update in Anesthesiology and Resuscitation
- Intensive Care Nursing



Dentistry

Vithas Internacional

Country: Spain City: Madrid

Address: Calle Arturo Soria, 107, 28043 Madrid

Leading group in the Spanish healthcare sector

Related internship programs:

- Update in Anesthesiology and Resuscitation
- Intensive Care Nursing



Dentistry

Sesemann Dental

Country: Spain City: Murcia

Address: Avenida de la Libertad, 4, Entresuelo 1º C, Edificio Simago, 30009, Murcia

Dental center for advanced care in implantology and esthetic dentistry.

Related internship programs:

- Adhesive Aesthetic Dentistry
- Orthodontics and Dentofacial Orthopedics



Dentistry

Clínica Dra. Mariana Sacoto


Country: Spain City: Barcelona

Address: Pg. De Gràcia, 54, 2ºE, 08007 Barcelona

Clinic with more than 30 years of experience, specialized in Invisalign Orthodontics.

Related internship programs:

- Orthodontics and Dentofacial Orthopedics



Dentistry

Instituto Médico Viator Bilbao

Country: Spain City: Vizcaya

Address: Plaza Euskadi, 7, 48009 Bilbao

Laser Hair Removal, Dermatology, PRP Capillary, Dentistry and Radiofrequency Specialists

Related internship programs:

- Orthodontics and Dentofacial Orthopedics



Dentistry

Clínica dental Dr. Arias


Country: Spain City: Madrid

Address: Calle de Bravo Murillo, 306, 28020 Madrid

Dr. Arias Dental Clinic, more than 40 years of experience in oral care

Related internship programs:

- Orthodontics and Dentofacial Orthopedics



Dentistry

Instituto Dental Espinassi & Happy Smile Clinic

Country: Spain City: Madrid

Address: Calle de Goya, 99 escalera A, 1D, 28009 Madrid

20 years of experience committed to oral health care

Related internship programs:

- Implantology and Oral Surgery
- Orthodontics and Dentofacial Orthopedics



Dentistry

Dental Perfect Eduardo Molina


Country	City
Mexico	Mexico City

Address: Av. Victoria Oriente N. 4010 Esquina Av. Ing. Eduardo Molina. Col. Gertrudis Sánchez 2a Sección del Gustavo a Madero. CP. 07830

Chain of centers specializing in Dentistry and its multiple clinical specialties.

Related internship programs:

- Implantology and Oral Surgery
- Periodontics and Mucogingival Surgery



Dentistry

Dental Perfect Circuito Interior

Country	City
Mexico	Mexico City

Address: Av. Instituto Técnico Industrial no. 63 col. Santa María la Ribera. del. Cuauhtemoc C.P 6400 CDMX

Chain of centers specializing in Dentistry and its multiple clinical specialties.

Related internship programs:

- Implantology and Oral Surgery
- Periodontics and Mucogingival Surgery



Dentistry

Dental Perfect Tenayuca

Country	City
Mexico	Mexico

Address: Av. Tlalnepantla N° 212. Col. Valle Ceylan. C.P. 54150 EDOMEX entre Av. Jesús Reyes Heróles y Calle Aguascalientes

Chain of centers specializing in Dentistry and its multiple clinical specialties.

Related internship programs:

- Endodontics and Apical Microsurgery
- Periodontics and Mucogingival Surgery



Dentistry

Dental Perfect Gustavo Baz


Country	City
Mexico	Mexico

Address: Av. Xocoyahualco Tlalnepantla N° 44, local A, Col. Gustavo Baz. CP. 54080 Edomex

Chain of centers specializing in Dentistry and its multiple clinical specialties.

Related internship programs:

- Orthodontics and Dentofacial Orthopedics
- Periodontics and Mucogingival Surgery



Dentistry

Dental Perfect Insurgentes Roma


Country	City
Mexico	Mexico City

Address: Av. Insurgentes Sur. N° 366. Col. Roma Norte del. Cuauhtemoc. C.p. 06700 CDMX

Chain of centers specializing in Dentistry and its multiple clinical specialties.

Related internship programs:

- Orthodontics and Dentofacial Orthopedics
- Periodontics and Mucogingival Surgery



Dentistry

Smile Center

Country	City
Mexico	Mexico City

Address: TAMPICO 8 COLONIA CONDESA CUAUHTÉMOC 06700 CDMX

Dental center with more than 30 years of experience at the forefront of dentistry

Related internship programs:

- Endodontics and Apical Microsurgery
- Implantology and Oral Surgery



Esthedentalplus Midden-Limburg

Country	City
Belgium	Wallonia

Address: Weg naar Opoeteren 60, 3660
Oudsbergen, Bélgica

Esthedentalplus Midden-Limburg is a clinic
specialized in orthodontics located in
Belgium.

Related internship programs:

- Orthodontics and Dentofacial Orthopedics

09

Methodology

This academic program offers students a different way of learning. Our methodology uses a cyclical learning approach: **Relearning**.

This teaching system is used, for example, in the most prestigious medical schools in the world, and major publications such as the **New England Journal of Medicine** have considered it to be one of the most effective.





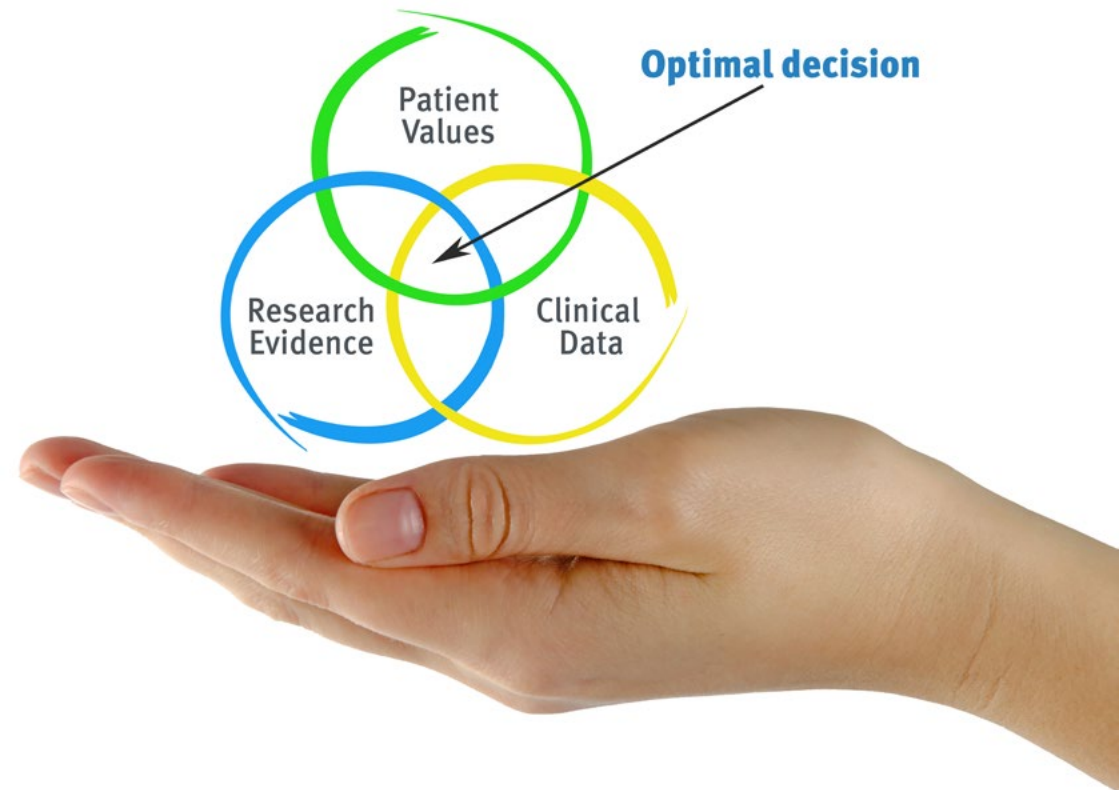
“

Discover Relearning, a system that abandons conventional linear learning, to take you through cyclical teaching systems: a way of learning that has proven to be extremely effective, especially in subjects that require memorization"

At TECH we use the Case Method

In a given situation, what should a professional do? Throughout the program, students will face multiple simulated clinical cases, based on real patients, in which they will have to do research, establish hypotheses, and ultimately resolve the situation. There is an abundance of scientific evidence on the effectiveness of the method. Specialists learn better, faster, and more sustainably over time.

With TECH you will experience a way of learning that is shaking the foundations of traditional universities around the world.



According to Dr. Gérvas, the clinical case is the annotated presentation of a patient, or group of patients, which becomes a "case", an example or model that illustrates some peculiar clinical component, either because of its teaching power or because of its uniqueness or rarity. It is essential that the case is based on current professional life, trying to recreate the real conditions in the dentist's professional practice.

“

Did you know that this method was developed in 1912, at Harvard, for law students? The case method consisted of presenting students with real-life, complex situations for them to make decisions and justify their decisions on how to solve them. In 1924, Harvard adopted it as a standard teaching method”

The effectiveness of the method is justified by four fundamental achievements:

1. Dentists who follow this method not only grasp concepts, but also develop their mental capacity by means of exercises to evaluate real situations and apply their knowledge.
2. Learning is solidly translated into practical skills that allow the student to better integrate into the real world.
3. Ideas and concepts are understood more efficiently, given that the example situations are based on real-life.
4. Students like to feel that the effort they put into their studies is worthwhile. This then translates into a greater interest in learning and more time dedicated to working on the course.



Relearning Methodology

At TECH we enhance the case method with the best 100% online teaching methodology available: Relearning.

This university is the first in the world to combine the study of clinical cases with a 100% online learning system based on repetition, combining a minimum of 8 different elements in each lesson, a real revolution with respect to the mere study and analysis of cases.

The student will learn through real cases and by solving complex situations in simulated learning environments. These simulations are developed using state-of-the-art software to facilitate immersive learning.



At the forefront of world teaching, the Relearning method has managed to improve the overall satisfaction levels of professionals who complete their studies, with respect to the quality indicators of the best online university (Columbia University).

With this methodology we have trained more than 115,000 dentists with unprecedented success, in all specialties regardless of the workload. Our pedagogical methodology is developed in a highly competitive environment, with a university student body with a strong socioeconomic profile and an average age of 43.5 years old.

Relearning will allow you to learn with less effort and better performance, involving you more in your training, developing a critical mindset, defending arguments, and contrasting opinions: a direct equation for success.

In our program, learning is not a linear process, but rather a spiral (learn, unlearn, forget, and re-learn). Therefore, we combine each of these elements concentrically.

The overall score obtained by TECH's learning system is 8.01, according to the highest international standards.



This program offers the best educational material, prepared with professionals in mind:



Study Material

All teaching material is produced by the specialists who teach the course, specifically for the course, so that the teaching content is highly specific and precise.

These contents are then applied to the audiovisual format, to create the TECH online working method. All this, with the latest techniques that offer high quality pieces in each and every one of the materials that are made available to the student.



Educational Techniques and Procedures on Video

TECH introduces students to the latest techniques, the latest educational advances, and to the forefront of medical techniques. All of this in direct contact with students and explained in detail so as to aid their assimilation and understanding. And best of all, you can watch the videos as many times as you like.



Interactive Summaries

The TECH team presents the contents attractively and dynamically in multimedia lessons that include audio, videos, images, diagrams, and concept maps in order to reinforce knowledge.

This exclusive educational system for presenting multimedia content was awarded by Microsoft as a "European Success Story".



Additional Reading

Recent articles, consensus documents and international guidelines, among others. In TECH's virtual library, students will have access to everything they need to complete their course.





Expert-Led Case Studies and Case Analysis

Effective learning ought to be contextual. Therefore, TECH presents real cases in which the expert will guide students, focusing on and solving the different situations: a clear and direct way to achieve the highest degree of understanding.



Testing & Retesting

We periodically evaluate and re-evaluate students' knowledge throughout the program, through assessment and self-assessment activities and exercises, so that they can see how they are achieving their goals.



Classes

There is scientific evidence suggesting that observing third-party experts can be useful.
Learning from an Expert strengthens knowledge and memory, and generates confidence in future difficult decisions.



Quick Action Guides

TECH offers the most relevant contents of the course in the form of worksheets or quick action guides. A synthetic, practical, and effective way to help students progress in their learning.



10 Certificate

This Hybrid Professional Master's Degree in Orthodontics and Dentofacial Orthopedics guarantees students, in addition to the most rigorous and up-to-date education, access to a Hybrid Professional Master's Degree diploma issued by TECH Global University.





“

Complete successfully this program and receive your university degree without the hassle of travel or paperwork”

This program will allow you to obtain your **Hybrid Professional Master's Degree diploma in Orthodontics and Dentofacial Orthopedics** endorsed by **TECH Global University**, the world's largest online university.

TECH Global University is an official European University publicly recognized by the Government of Andorra ([official bulletin](#)). Andorra is part of the European Higher Education Area (EHEA) since 2003. The EHEA is an initiative promoted by the European Union that aims to organize the international training framework and harmonize the higher education systems of the member countries of this space. The project promotes common values, the implementation of collaborative tools and strengthening its quality assurance mechanisms to enhance collaboration and mobility among students, researchers and academics.

This **TECH Global University** title is a European program of continuing education and professional updating that guarantees the acquisition of competencies in its area of knowledge, providing a high curricular value to the student who completes the program.

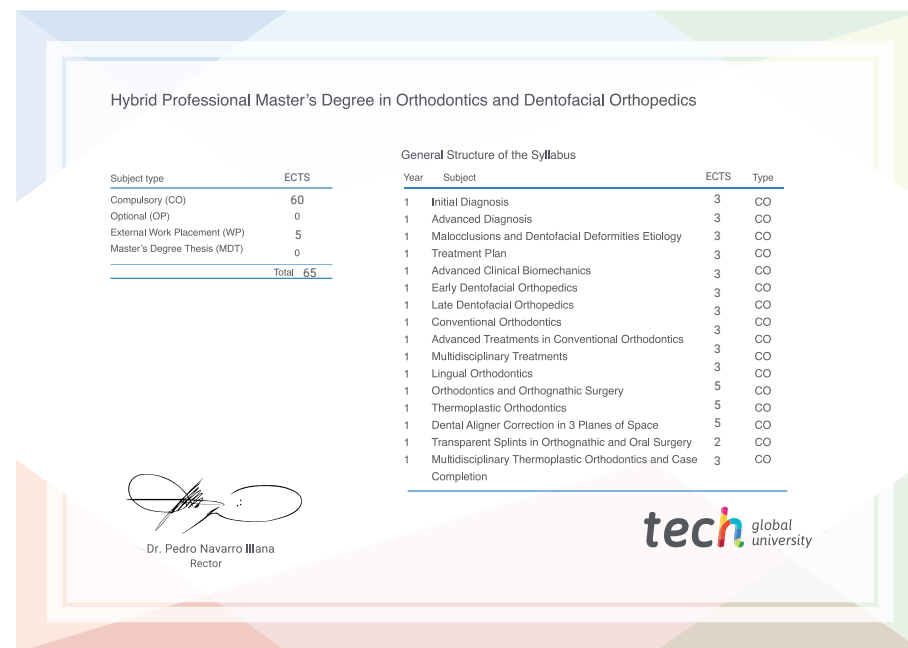
Title: **Hybrid Professional Master's Degree in Orthodontics and Dentofacial Orthopedics**

Course Modality: **Hybrid (Online + Clinical Internship)**

Duration: **12 months**

Certificate: **TECH Global University**

Recognition: **60 + 5 ECTS Credits**



*Apostille Convention. In the event that the student wishes to have their paper diploma issued with an apostille, TECH Global University will make the necessary arrangements to obtain it, at an additional cost.

future
health confidence people
education information tutors
guarantee accreditation teaching
institutions technology learning
community commitment
personalized service innovation
knowledge presentation quality
development languages
virtual classroom



Hybrid Professional Master's Degree

Orthodontics and Dentofacial Orthopedics

Modality: Hybrid (Online + Clinical Internship)

Duration: 12 months

Certificate: TECH Global University

60 + 5 ECTS Credits

Hybrid Professional Master's Degree Orthodontics and Dentofacial Orthopedics