

Hybrid Professional Master's Degree Dentistry for Patients with Special Needs





Hybrid Professional Master's Degree Dentistry for Patients with Special Needs

Modality: Hybrid (Online + Clinical Internship)

Duration: 12 months

Certificate: TECH Global University

Credits: 60 + 5 ECTS

Website: www.techtute.com/us/dentistry/hybrid-professional-master-degree/hybrid-professional-master-degree-dentistry-patients-special-needs

Index

01

Introduction

p. 4

02

Why Study this Hybrid
Professional Master's Degree?

p. 8

03

Objectives

p. 12

04

Skills

p. 18

05

Course Management

p. 22

06

Structure and Content

p. 30

07

Clinical Internship

p. 40

08

Where Can I Do the Clinical
Internship?

p. 46

09

Methodology

p. 50

10

Certificate

p. 58

01

Introduction

In the field of dentistry, caring for Patients with Special Needs represents a significant challenge. Providing oral care to individuals with physical, cognitive or medical disabilities requires a comprehensive and specialized approach that goes beyond conventional methods. Therefore, it is essential for specialists to have a solid understanding of the specific requirements of each patient and to frequently develop new competencies that enable them to provide more holistic and specialized treatments. However, this updating is a challenge for professionals, as they have little time to expand their knowledge. To support them in this task, TECH presents a revolutionary university degree focused on the approach to patients with specific needs.





“

Thanks to this Hybrid Professional Master's Degree, you will gain the skills to perform oral evaluations on patients with special needs and provide them with the most personalized treatments"

Dental care for individuals with special needs has become a highly demanded healthcare field in recent years. In this regard, the most prestigious institutions are constantly calling for the incorporation of specialists who are characterized by having a comprehensive approach that serves them to optimally identify the individual needs of patients with specific requirements. To make the most of these opportunities, dentists need to gain a competitive advantage that sets them apart from other candidates. In this regard, the best way to do this is by gaining specialized clinical skills and developing high cultural sensitivity. In this way, practitioners will provide holistic and quality care to this diverse population.

Within this framework, TECH has created a pioneering Hybrid Professional Master's Degree in Dentistry for Patients with Special Needs Developed by references in this field, the academic itinerary will delve into the oral and dental management of patients suffering from Renal Pathologies, Functional Diversity, oncological conditions or hematological alterations, among others. Thanks to this, graduates will acquire advanced skills to perform detailed assessments of users' oral health and implement personalized treatment plans according to their individual circumstances. In addition, the university degree will include the participation of a prestigious International Guest Director, who will give 10 rigorous Masterclasses to help graduates optimize their clinical practice.

Regarding the methodology of the program, the theoretical stage of the program is taught in a convenient 100% online mode. In addition, TECH employs its disruptive Relearning system, consisting of the repetition of key content to ensure natural and progressive learning.

Subsequently, the graduates will carry out a practical internship in a renowned dental clinic. There they will be able to put all the knowledge acquired into practice, while enjoying a real work scenario.

This **Hybrid Professional Master's Degree in Dentistry for Patients with Special Needs** contains the most complete and up-to-date scientific program on the market. The most important features include:

- ◆ Development of more than 100 clinical cases presented by Dentistry in professionals
- ◆ The graphic, schematic, and practical contents with which they are created, provide scientific and practical information on the disciplines that are essential for professional practice
- ◆ Practical exercises where self-assessment can be used to improve learning.
- ◆ Its special emphasis on innovative methodologies
- ◆ Theoretical lessons, questions to the expert, debate forums on controversial topics, and individual reflection assignments
- ◆ Practical clinical guides on approaching different pathologies
- ◆ All of this will be complemented by theoretical lessons, questions to the expert, debate forums on controversial topics, and individual reflection assignments
- ◆ Content that is accessible from any fixed or portable device with an Internet connection
- ◆ In addition, you will be able to carry out a clinical internship in one of the best dental institutions in the world



The university program will have the participation of a prestigious International Guest Director, who has a long career in Dentistry for Patients with Special Needs"

“

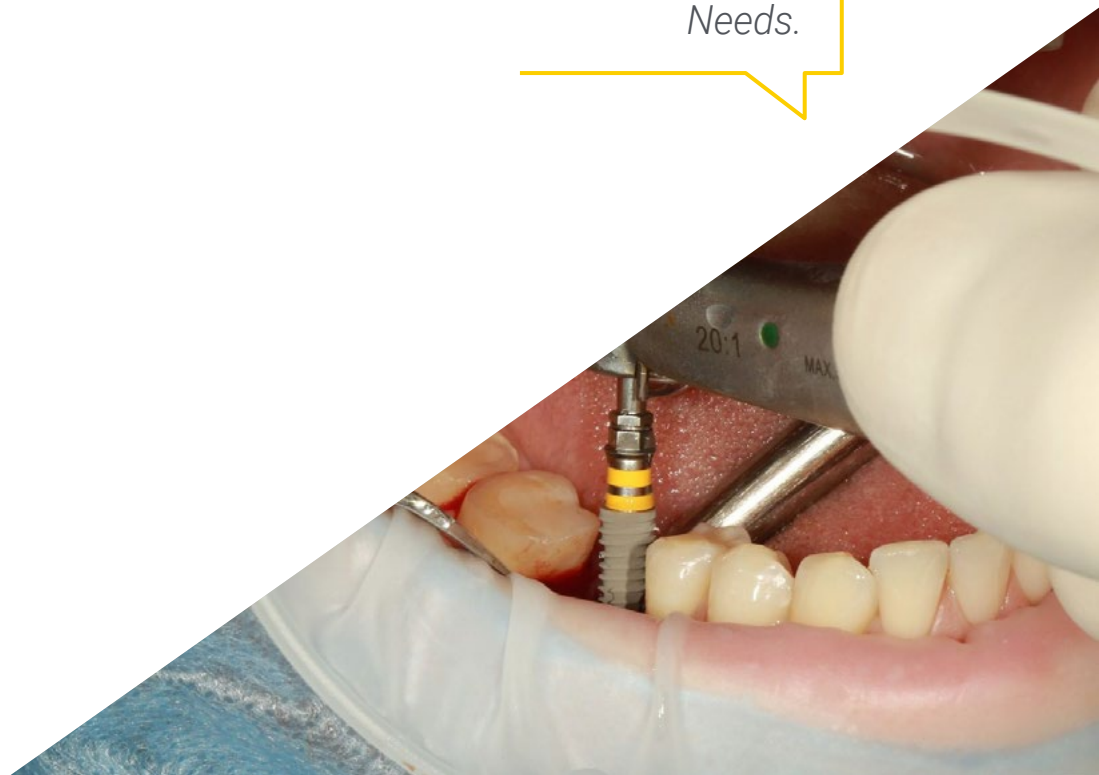
You will enjoy a 3-week intensive stay in a reference clinical center and acquire all the knowledge you need to make a leap in professional quality"

In this proposed Master's Degree, of a professionalizing nature and blended learning modality, the program is aimed at updating dental professionals who perform their functions in hospitals, health centers, clinics or dental offices, and who require a high level of qualification. The contents are based on the latest scientific evidence, and oriented in a didactic way to integrate theoretical knowledge in dental practice, and the theoretical-practical elements will facilitate the updating of knowledge and allow decision making in the management of patients with Special Needs.

Thanks to its multimedia content elaborated with the latest educational technology, they will allow the dental professional to obtain a situated and contextual learning, that is to say, a simulated environment that will provide an immersive learning programmed to qualify in real situations. This program is designed around Problem-Based Learning, whereby the professional must try to solve the different professional practice situations that arise throughout the program. For this purpose, students will be assisted by an innovative interactive video system created by renowned and experienced experts.

This program will allow you to practice in simulated environments, which provide immersive learning programmed to qualify for real situations.

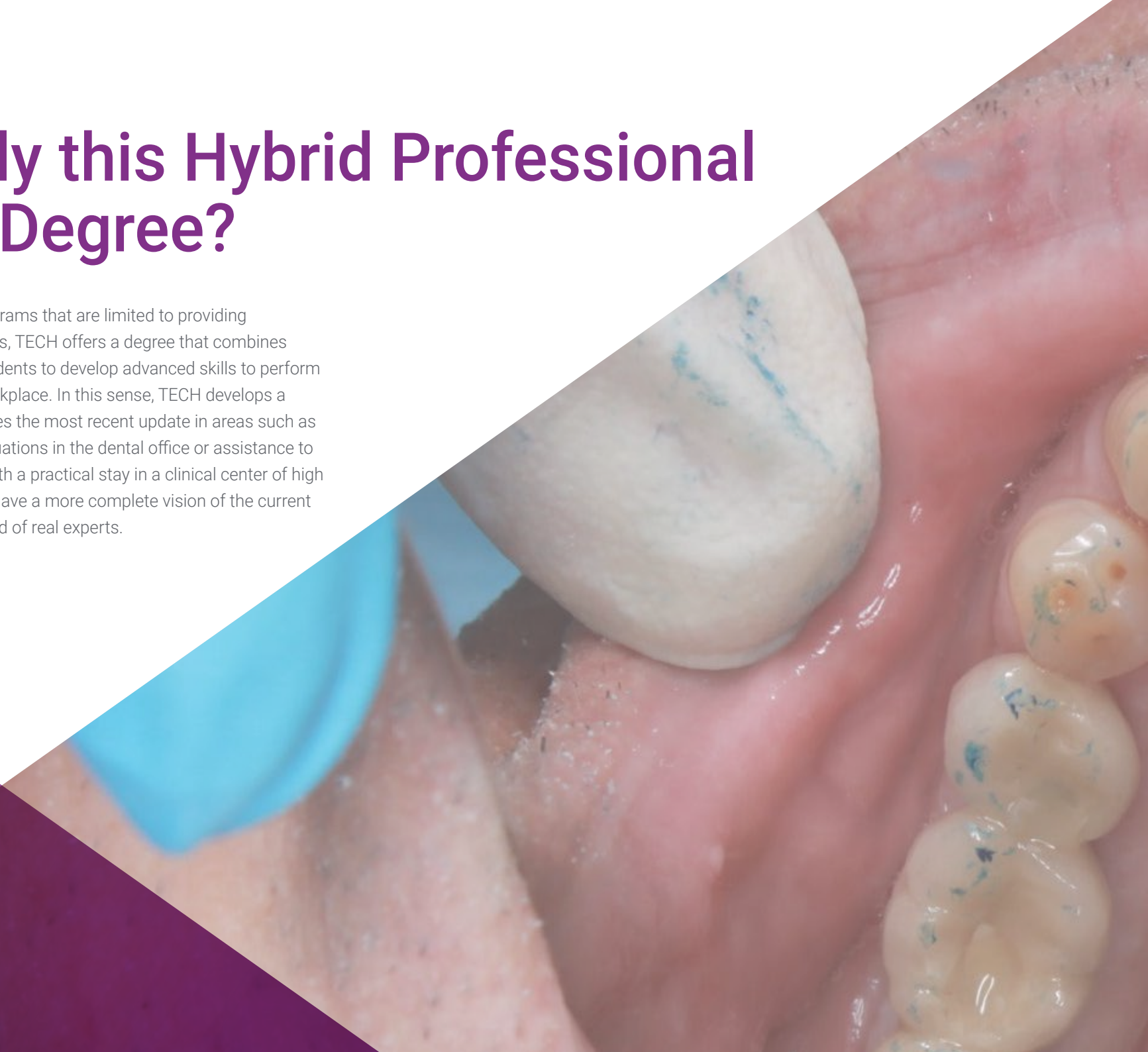
This syllabus will make you a more complete dentist, prepared to face the current challenges in the treatment of Patients with Special Needs.



02

Why Study this Hybrid Professional Master's Degree?

The academic market is full of programs that are limited to providing conceptual knowledge. Far from this, TECH offers a degree that combines theory with practice and allows students to develop advanced skills to perform with guaranteed success in the workplace. In this sense, TECH develops a pioneering program, which combines the most recent update in areas such as the management of emergency situations in the dental office or assistance to patients with functional diversity with a practical stay in a clinical center of high prestige. Therefore, graduates will have a more complete vision of the current panorama in this area from the hand of real experts.





“

Under a theoretical-practical approach, this program will provide you with the opportunity to enter into real clinical environments and to delve into the day-to-day life of a demanding work environment"

1. Updating from the latest technology available

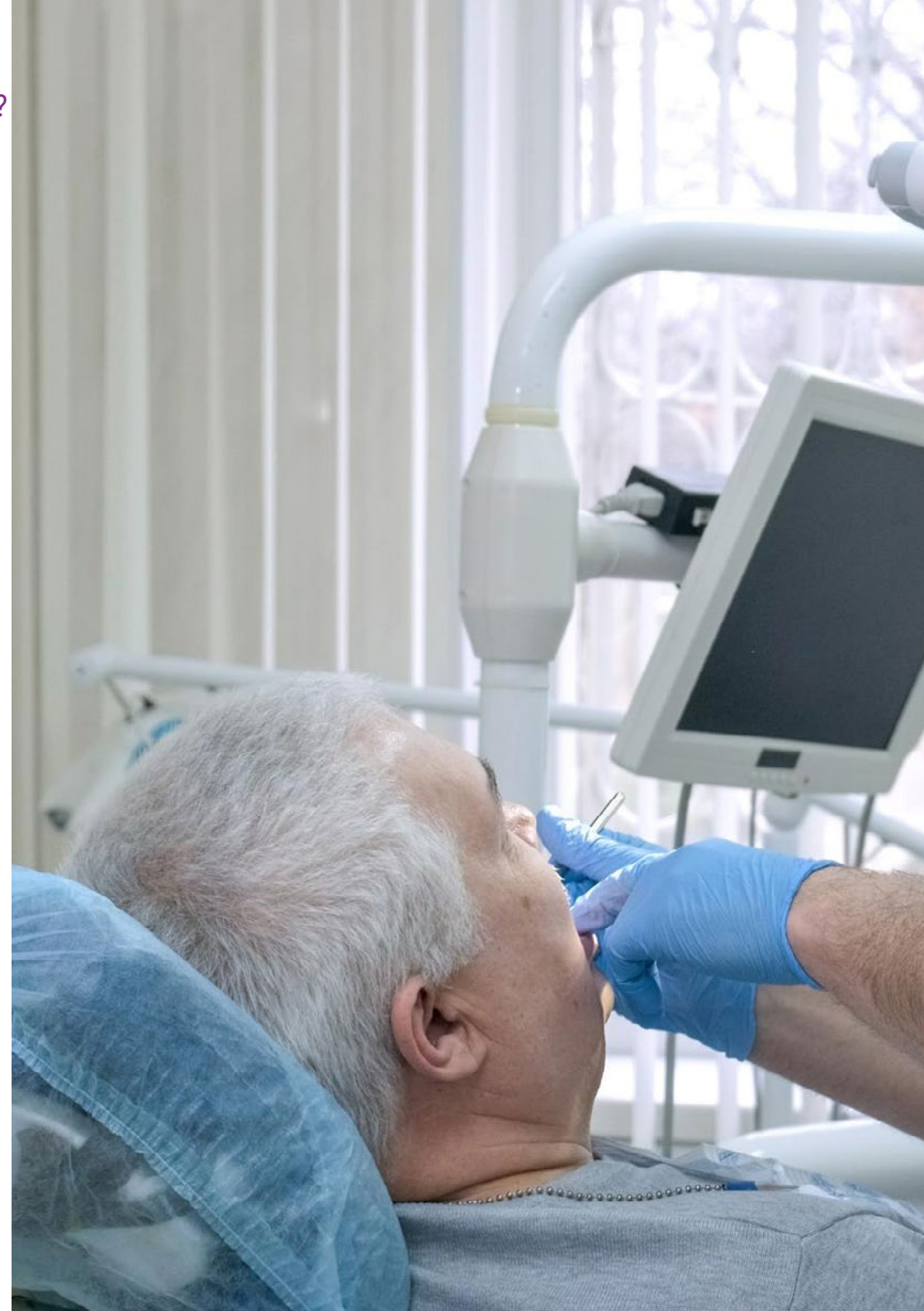
The dental sector is subject to continuous technological updates, which allow specialists to perfect their procedures and make their clinical interventions more effective. Aware of this, TECH has developed this Hybrid Professional Master's Degree that will allow students to master the most sophisticated tools to optimize the dental health of patients.

2. Gaining in-depth knowledge from the experience of top specialists

Throughout the entire academic itinerary, graduates will be accompanied by a group of professionals highly specialized in Dentistry for Patients with Special Needs. These experts will help students strengthen their skills and learn about the latest innovations in this field. Undoubtedly, this will guarantee that the students will carry out their clinical practice with maximum efficiency and quality.

3. Entering first-class clinical environments

TECH has carefully selected all the centers available for the practical placements in this Hybrid Professional Master's Degree. In this way, dentists will have the possibility of accessing a highly prestigious environment in which they will be able to observe the day-to-day of a demanding, rigorous and exhaustive working day. Therefore, they will have the opportunity to apply all the knowledge acquired during their learning process.





4. Combining the best theory with state-of-the-art practice

TECH offers a disruptive and innovative learning model that breaks with the traditional pedagogical programs existing in the academic market. In order for dentists to combine their studies with the rest of their regular commitments, this Hybrid Professional Master's Degree is 100% practical and can be applied to professional practice in just 3 weeks.

5. Expanding the boundaries of knowledge

Specialists will be able to expand their frontiers and acquire experience and knowledge from the best professionals, who not only practice in first class clinics, but also in different continents. All this thanks to TECH's commitment to excellence, in addition to the effort that this institution has made so that graduates can carry out a practical itinerary in centers of national and international importance.



You will have full practical immersion at the center of your choice"

03 Objectives

Through this university program, dentists will be highly familiar with the various disabilities (physical, cognitive, sensory or medical) that can affect the oral health of patients. In this sense, they will develop specialized clinical skills to provide quality and empathetic care to people with special needs. Thanks to this, they will not only improve the oral health of users, but also significantly optimize their quality of life.





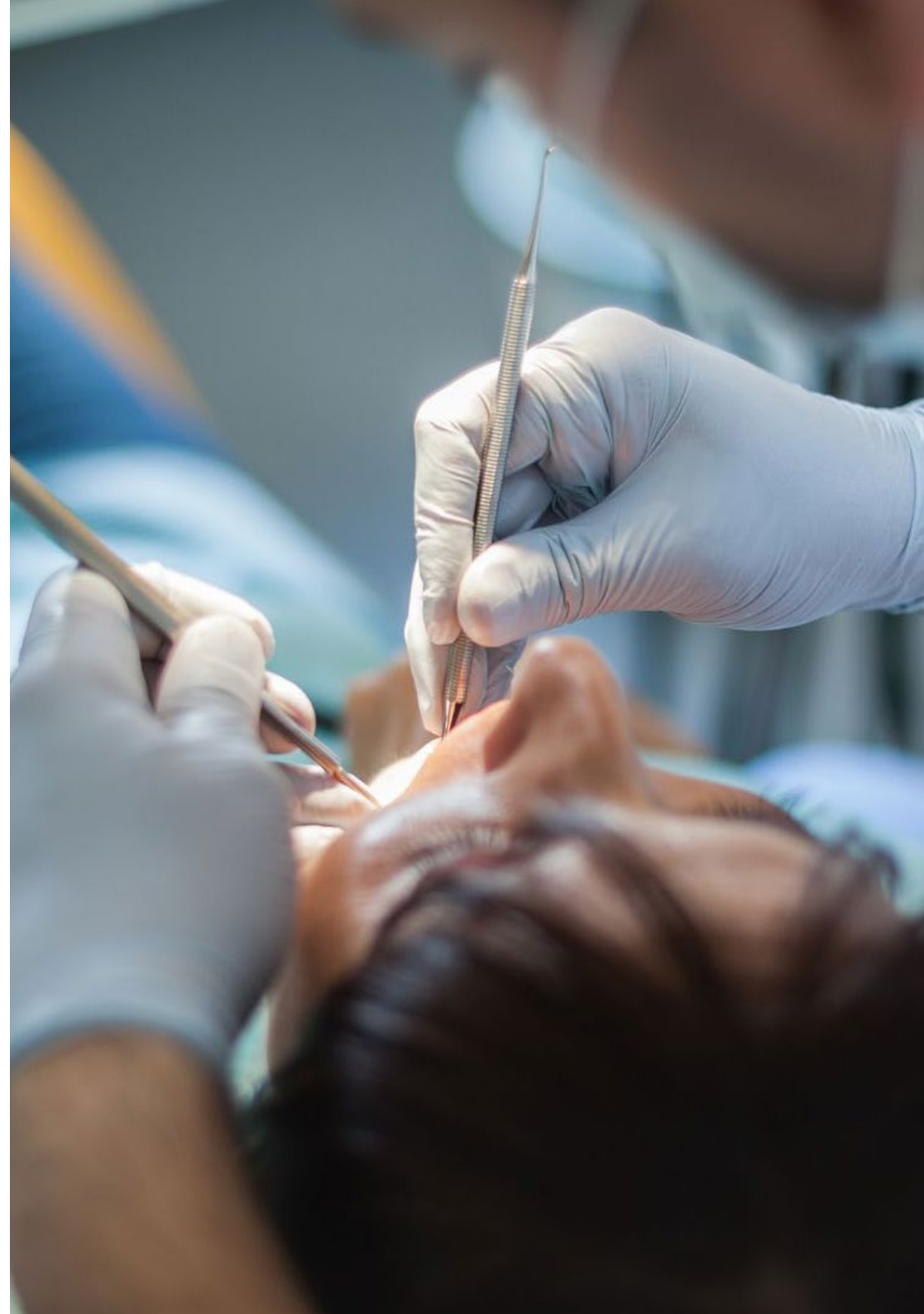
“

You will acquire advanced clinical skills for the evaluation, diagnosis and dental treatment of Patients with Special Needs”



General Objective

- ◆ Upon completion of this Hybrid Professional Master's Degree in Dentistry for Patients with Special Needs, graduates will have a solid understanding of the specific requirements of people with physical, cognitive, sensory or medical disabilities in relation to their oral health. At the same time, professionals will develop clinical skills aimed at the evaluation, diagnosis and oral treatment of such users. In relation to this, specialists will be updated on the latest advances in this field, as well as the latest behavioral management techniques for the dental care of people with Functional Diversity





Specific Objectives

Module 1. Dental Care in Patients with Endocrine Pathology. Special situations in women

- ◆ Identify the medical complications of Diabetes Mellitus in relation to dental treatment
- ◆ Establish the existing association according to the scientific literature between Diabetes and Periodontal Disease and vice versa, and with other oral pathologies
- ◆ Present a protocol for dental care in patients with Diabetes Mellitus
- ◆ Identify the medical complications of hyper or hypothyroidism in relation to dental treatment
- ◆ Present a protocol for dental care in patients with hyper or hypothyroidism.
- ◆ Specify in which situations we can detect a possible adrenal insufficiency due to taking exogenous corticoids
- ◆ Present a protocol for dental care in patients taking high doses of corticosteroids
- ◆ Identify the systemic complications associated with being pregnant or breastfeeding in relation to dental treatment

Module 2. Dental Care in Patients with Digestive-Hepatologic Pathology

- ◆ Identify a history of peptic ulcer in the medical history
- ◆ Evaluate the risk of NSAID treatment for the gastric mucosa
- ◆ Establish a protocol for the prescription of NSAIDs in patients with peptic ulcer disease
- ◆ Identify the drugs that can cause pseudomembranous colitis
- ◆ Analyze the risks involved in prescribing drugs to patients with IBD.
- ◆ Establish an action protocol for patients with Hepatitis B or C.

Module 3. Management of urgent and emergency situations in the dental office

- ◆ Define the concepts of urgency and emergency
- ◆ Analyze the definition of alert criteria and alarm criteria
- ◆ Study the principles that define the critical patient in a generic way.
- ◆ Define the principles of severity standardization
- ◆ Analyze the specific action guidelines for each syndromic condition included in emergency medicine and its application in the dental office
- ◆ Study and analyze the principles governing life support for patients in CRA (cardiorespiratory arrest) according to the European Resuscitation Council 2021 recommendations

Module 4. Dental Care in Patients with Renal Pathology. Dental Care in Patients with Respiratory Pathology

- ◆ Identify the most important systemic complications in patients with renal pathology
- ◆ Identify the problems related to coagulation in patients with CKD and on dialysis
- ◆ Establish which drugs used in dentistry are indicated or contraindicated and when bacterial endocarditis prophylaxis should be prescribed
- ◆ Propose an action protocol for renal transplant patients
- ◆ Identify the most common drugs used in COPD and their adverse effects on the oral cavity
- ◆ Recognize the risk situations with the dental treatment of patients with COPD and bronchial asthma
- ◆ Acknowledge the peculiarities in the dental management of the asthmatic patient
- ◆ Solve a medical emergency situation in the asthmatic patient

Module 5. Dental Care in Oncological Patients. Radio and Chemotherapy. Bone Marrow Transplant

- ♦ Establish an update on the concepts and determinants of survival of patients diagnosed with head and neck cancer
- ♦ Identify those factors that may condition the appearance or recurrence of oral squamous cell cancer
- ♦ Establish the role of the dentist during to radio-chemotherapy or surgical treatment
- ♦ Define the role of the dentist prior to radio-chemotherapy or surgical treatment
- ♦ Educate professionals on the role of the dentist as a member of the multidisciplinary oral cancer treatment team
- ♦ Define the different treatment and approach options available for patients diagnosed with head and neck cancer

Module 6. The patient with functional diversity in the dental clinic.

- ♦ Update knowledge on the main characteristics of patients with functional diversity
- ♦ Identify the most frequent systemic pathology in patients with functional diversity
- ♦ Recognize the most frequent oral and dental pathology in patients with functional diversity
- ♦ Propose the treatment modalities in patients with functional diversity
- ♦ Establish the main factors for decision making in patients with functional diversity
- ♦ Develop competencies for the diagnosis, management and treatment of the different patients with functional diversity

Module 7. Dental care in the elderly patient

- ♦ Identify the problems of demographic change worldwide
- ♦ Analyze the general physiological and oral cavity changes that occur with age
- ♦ Establish guidelines for geriatric assessment of elderly patients and to know the major geriatric syndromes
- ♦ Propose treatment and prevention guidelines for the elderly with dry mouth
- ♦ Expose periodontal and preventive treatment guidelines for the elderly
- ♦ Present a preventive action protocol for institutionalized seniors

Module 8. Dental Care in Patients with Cardiovascular Pathology

- ♦ Identify the medical complications associated with cardiovascular pathologies and their treatment
- ♦ Present a protocol for dental care in patients with heart failure
- ♦ Expose a protocol for dental management in patients with ischemic heart disease
- ♦ Establish a protocol for dental management in patients with arterial hypertension
- ♦ Present a protocol for dental management in patients at risk of bacterial endocarditis
- ♦ Propose a protocol for the medical-dental management of possible emergencies that we may have with patients with cardiovascular pathology in the dental office

Module 9. Dental Care in Patients with Hematologic Alterations

- ♦ Develop the physiological phenomena that occur during hemostasis
- ♦ Identify which coagulation tests should be ordered for dental treatment
- ♦ Establish guidelines for the dental treatment of patients treated with antiplatelet agents
- ♦ Establish the guidelines for the dental treatment of patients anticoagulated with coumarin derivatives and heparin
- ♦ Identify the different types of direct oral anticoagulants and their management in dental treatment
- ♦ Define the criteria for safe dental treatment in patients with hemophilia and other congenital pathologies
- ♦ Establish guidelines for dental treatment in patients with red blood cell disorders
- ♦ Establish guidelines for dental treatment in patients with white blood cell disorders
- ♦ Identify the different types of Purpura and their management in dental treatment
- ♦ Develop protocols for the control of intraoperative and postoperative bleeding

Module 10. Dental management in immunocompromised patients, patients with psychiatric disorders and in less frequent situations in the dental clinic.

- ♦ Analyze autoimmune diseases with repercussions in the oral cavity and their management
- ♦ Establish the dental patient management in morbid obesity
- ♦ Identify the treatment of choice in the patient with sleep disorders
- ♦ Identify the main drugs abuse and their impact on the oral cavity
- ♦ Establish the management protocol for a patient in palliative care
- ♦ Define the concept of gender dysphoria and its impact on dental clinical practice



You will have the best multimedia resources with which you will be able to enrich your learning and put what you have studied into practice in a much easier way”

04 Skills

Thanks to this innovative Hybrid Professional Master's Degree in Dentistry for Patients with Special Needs, professionals will acquire advanced skills to plan and execute a variety of dental treatments adapted to the individual needs of each patient. In turn, specialists will implement behavioral management techniques and adaptations of the clinical environment in order to provide optimal care to users with specific requirements.



“

The competencies that you will acquire after completing this university program will allow you to develop more effective protocols of action in users with Digestive-Hepatologic Pathologies"



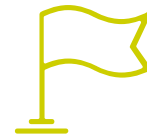
General Skills

- Establish the guidelines for medical-dental management of patients with endocrine pathologies of various types
- Establish medical-dental management guidelines for pregnant and lactating women
- Propose an action protocol for patients with endocrine pathologies and for pregnant and breastfeeding women
- Set up dental action protocols for patients with a history of hepatitis
- Carry out action protocols for accidental exposure to the hepatitis virus
- Perform a specific action against the main urgent and emergent syndromic conditions in a dental office

“

You will develop skills to assess and diagnose the specific dental needs of patients with Functional Diversity”





Specific Skills

- ♦ Work on pathology prevention, control and oral health maintenance in patients with oral cancer who are going to undergo combined radio-chemotherapy treatment
- ♦ Increase competences to diagnose, plan and perform, in general, a multidisciplinary, sequential and integrated treatment in patients with functional diversity
- ♦ Propose conservative, periodontal and preventive treatment guidelines for functionally dependent elderly patients
- ♦ Present a dental action protocol for institutionalized elderly patients.
- ♦ Manage patients with cardiovascular pathologies
- ♦ Perform safe dental treatment in patients with hematologic alterations
- ♦ Act in immunosuppressed patients
- ♦ Identify the possible interactions derived from the medical pathology in the dental setting
- ♦ Develop management protocols for patients with neurodegenerative disorders
- ♦ Act before the most common medical complications in patients with Rehabilitation pathology

05

Course Management

TECH's philosophy is based on providing the most complete and up-to-date university degrees in the academic market. To this end, it carries out an exhaustive process to select the members of its teaching staff. Thanks to this, for the design and delivery of this Hybrid Professional Master's Degree, TECH has enlisted the services of leading professionals in the field of dentistry. Therefore, the academic contents stand out both for their high quality and full applicability to the demands of today's labor market. Undoubtedly, an immersive learning experience that will allow graduates to maximize their professional efficiency.





“

A teaching team highly specialized in Dentistry for Patients with Special Needs pours into this program all the knowledge you need to make a quality leap in your professional career"

International Guest Director

Dr. Elena Maria Varoni is considered a true international eminence in the field of **Dentistry and Oral Medicine**. Her career has been focused on research and scientific innovation with **Biomaterials**, and has been co-inventor of a European patent for the manufacture of **self-supporting films**. At the same time, her work has contributed significantly to the development of **biosensor technologies**, setting **new biomedical standards**.

Therefore, throughout her prolific career, the expert has been awarded several distinctions at national, regional and international level. Among them is the "**Fucina of the Future**" Award, given by the **Milan Society of Medicine and Dentistry** to **researchers under the age of 40** who have made unique contributions to science. On the other hand, she has frequently participated in world-renowned **conferences** and **congresses** where she has presented her discoveries and received some awards specific to these celebrations.

Likewise, Dr. Varoni maintains **scientific collaborations** with institutions of the highest prestige. One of them is through the **Cochrane project**, belonging to the **World Oral Health Group**, dedicated to the prevention of oral cancer. She also maintains joint initiatives with the **Biointerface Laboratory** of the Department of Mining and Materials Engineering at McGill University in Canada. In addition, she is a consultant to the **Phytochemistry Research Center** at Shahid Beheshti University and the **Department of Pharmacognosy** at Zabol University of Medical Sciences, both based in Iran. She also advises other entities based in countries such as **Poland, United Kingdom, Spain** and **Japan**.

In addition to her research work, the specialist maintains a rigorous clinical practice in private centers, including the **Dental Clinic of the San Paolo Hospital** in Milan. She is also a member of the **Diagnostic and Odontostomatological Treatment Team (DOT)**, led by Professor Giovanni Lodi.



Dr. Varoni, Elena Maria

- ♦ Director of the Dental Hygiene Program, Department of Biomedicine, Degli University, Milan, Italy
- ♦ Co-inventor of the European patent for the development of self-supporting films
- ♦ Specialist of the Odontostomatological Diagnosis and Treatment Team (DOT).
- ♦ Dentist at the Clinica Odontoiatrica Ospedale San Paolo, Milan, Italy
- ♦ Collaborator of the Cochrane Project of the World Oral Health Group
- ♦ Researcher and collaborator at the Biointerface Laboratory of the Department of Mining and Materials Engineering, McGill University
- ♦ Collaborator at the Phytochemistry Research Center, Shahid Beheshti University
- ♦ Advisor of the Department of Pharmacognosy of the University of Medical Sciences of Zabol
- ♦ Consultant to the Advisory Board of Sunovion Pharmaceuticals Company
- ♦ Consultant of Jonhson & Jonhson Company in Italy
- ♦ Publisher and translator of scientific articles in Odont News
- ♦ Author of several popular science articles for the Italian Dental Journal
- ♦ PhD in Biotechnology and Human Health at "A. Avogadro" University of Eastern Piedmont
- ♦ Degree in Dentistry at Degli University
- ♦ Member of: European Association of Oral Medicine (EAOM), European Association of Biomaterials (ESB), Italian Society of Oral Medicine and Pathology (SIPMO), Italian Society of Biomaterials (SIB), Italian Society of Human Nutrition (SINU) and Italian Society of Periodontology (SIIdP)

“

Thanks to TECH you will be able to learn with the best professionals in the world"

Management



Dr. Jose Antonio Gil Montoya

- ◆ General Dentist in private practice
- ◆ Coordinator of the Doctoral Program in Clinical Medicine and Public Health of the University of Granada
- ◆ Director of the Stomatology Department of the University of Granada
- ◆ Head Teacher of Dentistry in Special Patients at the University of Granada
- ◆ Gerodontology Professor at the University of Granada
- ◆ Invited professor of online Masters in Special Patients and Gerodontology
- ◆ Degree in Dentistry from the University of Granada
- ◆ Doctor of Dentistry from the University of Granada
- ◆ Master's Degree in Social Gerontology from the University of Granada
- ◆ Master in Health Research Methodology by the Andalusian School of Public Health

Professors

Dr. Antonio Cardenas Cruz

- ◆ Head of the Intensive Care Medicine Department, Motril Hospital
- ◆ Director of the Clinical Unit of Critical Care and Emergency Management of the Poniente University Hospital
- ◆ Institute Director of Continuing Education of the Andalusian Society of Intensive Care Medicine and Coronary Universities
- ◆ Training Program Director for Life Support Trainers of the IAVANTE Line of the Progreso y Salud Foundation of the Consejería de Salud y Consumo de la Junta de Andalucía (Andalusian Regional Government)
- ◆ Training Program Director for Sedation the IAVANTE Line of the Progreso y Salud Foundation of the Consejería de Salud y Consumo de la Junta de Andalucía (Andalusian Regional Government)
- ◆ Head of Critical Care and Emergency Department, Hospital Universitario de Poniente
- ◆ Professor of Medicine
- ◆ Degree in Medicine and Surgery from the UGR
- ◆ PhD in Medicine and Surgery, UGR
- ◆ Specialist in Intensive Care Medicine

Dr. Lizett Castellanos Cosano

- ◆ Odontologist at Dental Clinic Dras. Castellanos Cosano
- ◆ Odontologist at the Virgen del Rocío University Hospital
- ◆ Assistant Professor at the University of Seville
- ◆ PhD in Odontology from the University of Seville
- ◆ Degree in Current Pediatric from the University of Seville
- ◆ Professional Master's Degree in Oral Surgery by the University of Seville
- ◆ Professional Master's Degree in Endodontics by the University of Seville
- ◆ Professional Master's Degree in Integrated Dentistry of Adults and Special Patients from the University of Seville
- ◆ Master's Degree in Dental Sciences from the University of Seville
- ◆ Director's Board Member of the Spanish Society of Odontostomatology in Patients with Special Needs (SEOENE), of the Spanish Society of Oral Surgery (SECIB) and the Andalusian Association of Oral Surgery (AACIB)

Dr. Maria Cristina Fuertes Gonzalez

- ◆ Expert Odontologist in Pediatric Dentistry
- ◆ Specialist in Pediatric Dentistry, Dentomaxillofacial Orthopedics, Myofunctional and Respiratory Therapy, RNO and Patients with Functional Diversity
- ◆ Professor of the Master's Degree in Hospital Dentistry and Special Patients at the University of Valencia
- ◆ PhD in Physiopathology of the Stomatognathic System from the University of Valencia
- ◆ Degree in Dentistry from the University of Valencia
- ◆ Professor of the Master's Degree in Hospital Dentistry and Special Patients at the University of Valencia

Dr. Aida Gutierrez Corrales

- ◆ Specialized private practice in Special Needs Dentistry and Oral Surgery
- ◆ Lecturer in Special Needs Odontology at the University of Seville
- ◆ PhD in Odontology from the University of Seville
- ◆ Degree in Dentistry from the European University of Madrid
- ◆ Master's Degree in Dental Sciences at the University of Seville
- ◆ Master in Medical-Surgical and Integrated Odontology at the University of Seville.
- ◆ Master's Degree in Oral Surgery at the University of Seville
- ◆ Master's Degree in Advanced Oral Surgery at the University of Seville

Dr. Francisco Javier Moreno

- ◆ Specialist in Oral Surgery and Implantology
- ◆ Dentist in several private clinics
- ◆ Assistant Professor of the Degree of Dentistry at the University of Granada
- ◆ PhD International in Dentistry from the University of Granada
- ◆ Degree in Dentistry from the University of Granada
- ◆ Professional Master's Degree in Oral Surgery and Implantology from the University of Granada
- ◆ Professional Master's Degree in Research in Dentistry, University of Granada, Spain

Dr. Federico Martínez López

- ♦ Head of the Murcia Floridablanca Oral Health Unit
- ♦ Dentist in private clinic
- ♦ Collaborating Professor in Special Patients and Gerodontology at the University of Murcia
- ♦ PhD in Medicine and Surgery from the University of Murcia
- ♦ Degree in Medicine and Surgery, Autonomous University of Barcelona, Teaching Unit in Vall Hebron
- ♦ Degree in Odontology from the University of Seville
- ♦ Master's of Special Patients from the University of Murcia

Dr. Esther Muñoz Soto

- ♦ Dentist in private practice
- ♦ Master Degree teacher in Dentistry at the University of Granada
- ♦ Professional Master's Degree in Oral Surgery and Implantology at the University of Granada
- ♦ Master's Degree in Tissue Engineering at the University of Granada
- ♦ Official Master's Degree in Oral Surgery and Implantology at the University of Granada
- ♦ PhD in Dentistry from the University of Granada
- ♦ Degree in Dentistry from the University of Granada





Dr. Candela Reyes Botella

- ◆ Dentist in private practices
- ◆ Professor of Odontology at the University of Granada.
- ◆ Degree in Medicine and Surgery
- ◆ Degree in Dentistry
- ◆ PhD in Medicine and Surgery
- ◆ Stomatology Specialist
- ◆ Master's Degree university in Oral Surgery and Implantology from the University of Granada

Dr. Javier Silvestre Rangil

- ◆ Private practice from general dentistry
- ◆ Specialist in Periodontics, Oral Surgery, Oral Medicine, and Special Needs Patients
- ◆ Associate professor attached to the Stomatology Department from the Faculty of Medicine and Dentistry, University of Valencia
- ◆ Degree in Dentistry from the University of Barcelona
- ◆ PhD in Dentistry from the University of Valencia
- ◆ Master in Oral Medicine and Surgery by the University of Valencia
- ◆ Master in Special Patients and Hospital Dentistry by the University of Valencia

06

Structure and Content

The didactic materials that make up this program have been designed taking into account the specific requirements of Patients with Special Needs (including people with Endocrine, Oncological or Psychiatric Disorders). In this sense, the syllabus is designed by a teaching team highly specialized in this field, offering the most innovative techniques in this field to guarantee both the effectiveness of the oral treatments and the safety and comfort of the users during their stay in dental clinics.





“

You will incorporate into your practice the most avant-garde techniques for behavioral management and adaptations of the clinical environment to ensure safe care for Patients with Special Needs”

Module 1. Dental Care in Patients with Endocrine Pathology. Special Situations in Women

- 1.1. Diabetes Mellitus
 - 1.1.1. The Concept of Diabetes Mellitus
 - 1.1.2. Types of Diabetes
 - 1.1.3. Medical Treatment of Diabetes Mellitus
- 1.2. Medical Complications in Diabetes Mellitus
 - 1.2.1. General Medical Complications
 - 1.2.2. Medical Complications that can Affect Oral Health
 - 1.2.3. Medical Complications that can Affect Dental Treatment
- 1.3. Dental Management of Patients with Diabetes Mellitus.
 - 1.3.1. Caries and Periodontal Disease Control
 - 1.3.2. Dental Management Protocol of the Patient with Diabetes Mellitus
 - 1.3.3. Action in Case of Hypo- or Hyperglycemia in the Dental Chair
- 1.4. Dental Management of the Patient with Thyroid Pathology.
 - 1.4.1. Thyroid Pathology: Hyperthyroidism and Hypothyroidism. Medical Considerations
 - 1.4.2. Dental Management of the Patient with Hyperthyroidism
 - 1.4.3. Dental Management of the Patient with Hypothyroidism
- 1.5. Dental Management of the Patient with Parathyroid Pathology.
 - 1.5.1. Parathyroid Pathology
 - 1.5.2. Oral Health-Related Systemic Complications
 - 1.5.3. Dental Management of the Patient with Parathyroid Pathology.
- 1.6. Dental Management of the Patient with Cushing's Syndrome/Addison's Disease
 - 1.6.1. Cushing's Syndrome. General Aspects
 - 1.6.2. Addison Disease General Aspects
 - 1.6.3. Dental Management of the Patient with Cushing's Syndrome/Addison's Disease

- 1.7. Dental Management of the Patient Treatment with Corticoids
 - 1.7.1. Corticosteroids. Indications and Adverse Effects
 - 1.7.2. Secondary Adrenal Gland Insufficiency
 - 1.7.3. Preventive Action Protocol for a Patient with Secondary Adrenal Insufficiency.
- 1.8. Physiological Changes during Pregnancy. Oral Health of a Pregnant Woman
 - 1.8.1. General Physiological Changes in the Pregnant Woman
 - 1.8.2. Oral Physiological and Pathological Changes in Pregnant Women.
 - 1.8.3. Adverse Pregnancy Events Associated with Oral Health
- 1.9. Dental Management of Pregnant Women
 - 1.9.1. Radiologic Treatment Considerations in Pregnant Women
 - 1.9.2. Pharmacological Treatment Considerations in Pregnant Women
 - 1.9.3. General Dental Management in Pregnant Women
- 1.10. Dental Management of Lactating Women
 - 1.10.1. Pharmacological Treatment Considerations in Lactating Women
 - 1.10.2. Oral Health Care in Lactating Women
 - 1.10.3. Oral Health Care in a Newborn

Module 2. Dental Care in Digestive-Hepatologic Pathology Patients

- 2.1. Peptic Ulcers
 - 2.1.1. Concept and Types of Peptic Ulcers
 - 2.1.2. Clinic and Treatment of Peptic Ulcer Disease
 - 2.1.3. Gastric Cancer
- 2.2. Gastrointestinal Adverse Effects of NSAIDs
 - 2.2.1. Types of NSAIDs
 - 2.2.2. NSAIDs Action Mechanisms
 - 2.2.3. Recommendations for the Consumption of NSAIDs
- 2.3. Dental Management of Patients with Peptic Ulcer Disease
 - 2.3.1. Medical History in Patients with a History of Peptic Ulcer Disease
 - 2.3.2. Risk Situations in Odontology for Patients with Peptic Ulcer Disease
 - 2.3.3. Pharmacological Preventive Treatment

- 2.4. Inflammatory Bowel Disease (IBD)
 - 2.4.1. Concept of IBD Pathophysiology
 - 2.4.2. Crohn's Disease and Ulcerative Colitis. Clinical and Prognosis
 - 2.4.3. Pharmacological Treatment of Patients with IBD
- 2.5. Dental Management of the Patient with IE
 - 2.5.1. Medical History of the Patient with IBD
 - 2.5.2. Oral Lesions Associated with IBD
 - 2.5.3. Dental Management of the Patient with IE
- 2.6. Pseudomembranous Colitis
 - 2.6.1. Concept. Clinical Manifestations of Pseudomembranous Colitis
 - 2.6.2. Etiology
 - 2.6.3. Dental Management of Patients with Pseudomembranous Colitis Disease
- 2.7. Acute Hepatitis
 - 2.7.1. Etiology of Acute Hepatitis. Clinical Symptoms
 - 2.7.2. Evolution and Pharmacological Treatment
 - 2.7.3. Complications Related to Dental Treatment
- 2.8. Hepatitis B
 - 2.8.1. Clinical Manifestations, Evolution and Routes of Infection
 - 2.8.2. Serologic Test
 - 2.8.3. Dental Management of Patients with Hepatitis B Disease
- 2.9. Hepatitis C:
 - 2.9.1. Clinical manifestations, evolution and routes of infection
 - 2.9.2. Serologic Test
 - 2.9.3. Dental Management of Patients with Hepatitis C
- 2.10. Accidental Exposure to Hepatitis Virus
 - 2.10.1. Accidents in the Dental Clinic
 - 2.10.2. What to do in Case of Exposure at the Clinic?
 - 2.10.3. Accidents Prevention

Module 3. Management of Urgent and Emergency Situations in the Dental Office

- 3.1. Critical Patients Conceptualization
 - 3.1.1. Critical Patients
 - 3.1.2. Emergency Care
 - 3.1.3. Gravity Standardization
 - 3.1.4. Alert and Alarm Criteria
- 3.2. Technical Resources for the Control of Urgencies and Emergencies in a Dental Cabinet.
 - 3.2.1. Airway
 - 3.2.2. Venous Route
 - 3.2.3. Monitoring
- 3.3. Applied Pharmacology: Basic Active Principles for Use in Urgencies and Emergencies in a Dental Cabinet.
 - 3.3.1. Cardiovascular Sphere
 - 3.3.2. Respiratory Sphere
 - 3.3.3. Neurological Sphere
- 3.4. Alterations in the Level of Consciousness
 - 3.4.1. Coma: Conceptualization
 - 3.4.2. Clinical Assessment of the Coma Patient
 - 3.4.3. Action Sequence for the Patient with Deteriorated Level of Consciousness
- 3.5. Shock
 - 3.5.1. Shock. Concept
 - 3.5.2. Classification: Special Study of Anaphylactic Shock as a Model of Distributive Shock.
 - 3.5.3. Actions in Case of Severe Anaphylaxis
- 3.6. Syncope
 - 3.6.1. Syncope. Conceptualization
 - 3.6.2. Classification
 - 3.6.3. Basic Actions for the Management of the Patient with Syncope Depending on the Probable Origin of the Syncope.

- 3.7. Acute Coronary Syndrome (ACS)
 - 3.7.1. Conceptualization: Angina vs. Infarction: Typology
 - 3.7.2. Identification of Alarm Criteria in a Patient with ACS
 - 3.7.3. Sequence of Action for Management of a Patient with ACS in the Dental Office
- 3.8. Acute Complications of AHT
 - 3.8.1. Acute Complications of AHT Conceptualization
 - 3.8.2. Hypertensive Crisis and Hypertensive Emergency
 - 3.8.3. Basic Actions for the Control of Hypertensive Emergencies
- 3.9. Acute Metabolic Complications
 - 3.9.1. Acute Metabolic Complications. Conceptualization
 - 3.9.2. Acute Diabetic Decompensations
 - 3.9.3. Actions for the Management of the Patient with Symptomatic Hypo / Hyperglycemia.
- 3.10. BLS (Basic Life Support) / IVS (Immediate Life Support): *European Resuscitation Council*
 - 3.10.1. Conceptualization
 - 3.10.2. Identification of the PCR Patient: Prevention
 - 3.10.3. Algorithms of Action for Patients with CRP

Module 4. Dental Care in Patients with Renal Pathology. Dental Care in Patients with Respiratory Pathology

- 4.1. Kidney Pathology
 - 4.1.1. Medical History of the Patient with Renal Pathology
 - 4.1.2. Pathophysiology of Renal Diseases
 - 4.1.3. Main Renal Diseases with Repercussions on Dental Treatment
- 4.2. Chronic Renal Insufficiency (IRC)
 - 4.2.1. Chronic Renal Insufficiency. Definition
 - 4.2.2. AHT Clinic
 - 4.2.3. Medical Repercussions in Dental Management
- 4.3. Renal Replacement Therapy
 - 4.3.1. Hemodialysis
 - 4.3.2. Peritoneal Dialysis
 - 4.3.3. Renal Transplant

- 4.4. Dental Management of the CKD Patient
 - 4.4.1. Clinical History in Patients with CKD
 - 4.4.2. Oral Alterations in Patients with CKD
 - 4.4.3. Prescription of Common Drugs in Dentistry
- 4.5. Dental Management of the CKD Patient (Continuing)
 - 4.5.1. Alterations in Coagulation in Patients with CKD
 - 4.5.2. Action Protocol in Patients with Renal Pathology
 - 4.5.3. Antibiotic Prophylaxis in Dialysis Patients
- 4.6. Pharmacological Treatment of the Renal Transplant Patient
 - 4.6.1. Pharmacological Treatment of Patients Renal Transplant
 - 4.6.2. Before, During and After the Transplants Dental Management
 - 4.6.3. Graft Versus Host Disease
- 4.7. Respiratory Diseases
 - 4.7.1. Clinical History and Pathophysiology of Respiratory Diseases
 - 4.7.2. Chronic Obstructive Pulmonary Disease
 - 4.7.3. Pharmacological Treatment of Patients with IBD
- 4.8. Bronquial Asthma.
 - 4.8.1. Definition and Clinical
 - 4.8.2. Pathogenesis
 - 4.8.3. Pharmacological and Emergency Treatment in the Asthmatic Patient.
- 4.9. TB. Sarcoidosis
 - 4.9.1. Etiology and Routes of Tuberculosis Infection
 - 4.9.2. Pathogenesis and Diagnosis of Tuberculosis and Sarcoidosis
 - 4.9.3. Pharmacological Treatment and Prevention of Possible Infections
- 4.10. Dental Management of Patients with Pulmonary Alterations
 - 4.10.1. Caring for a Patient with CPOD
 - 4.10.2. Management of the Bronquial Asthma Patient
 - 4.10.3. Management of the Patient with Sarcoidosis

Module 5. Dental Care in Oncological Patients. Radio and Chemotherapy. Bone Marrow Transplant

- 5.1. Head and Neck Cancer
 - 5.1.1. Concept, Classification and Prevalence
 - 5.1.2. Update on TNM staging DOI:
 - 5.1.3. The SCOC Squamous Cell Oral Carcinoma
- 5.2. Predisposing Factors for the Development of Head and Neck Cancer
 - 5.2.1. Tobacco and its Implication in Oral Squamous Cell Carcinoma
 - 5.2.2. Consequences of Concomitant Consumption of Tobacco and Alcohol
 - 5.2.3. New Cohorts in Oral Cancer: Human Papillomavirus
- 5.3. Approaching and Treatment of Head and Neck Cancer
 - 5.3.1. Radiotherapy
 - 5.3.2. Chemotherapy
 - 5.3.3. Surgical Treatment
- 5.4. The Role of the Odontologist in the Period Prior to Oncologic Treatment
 - 5.4.1. Actions to Reduce the Incidence of Cavities or Periodontal Disease in Adult Oral Oncology Patients
 - 5.4.2. Actions to Reduce the Incidence of Mucositis in Adult Oral Oncology Patients
 - 5.4.3. Actions to Reduce the Incidence of Xerostomia and/or Candidiasis in Adult Oral Oncology Patients.
 - 5.4.4. Actions to Reduce the Incidence of Osteoradionecrosis in Adult Oral Oncology Patients
 - 5.4.5. Actions to Reduce the Incidence of Drug-Induced Ssteonecrosis or Chemonecrosis in Adult Oral Oncology Patients
- 5.5. The Role of the Odontologist During the Oncological Treatment Dental Treatment during Oncological Therapy
 - 5.5.1. Taste Alterations in Patients with Head and Neck Cancer
 - 5.5.2. Consequences of Xerostomia and Candidiasis
 - 5.5.3. Dental Treatment during Oncological Therapy
- 5.6. The Role of the Odontologist after Oncologic Treatment. Palliative Dental Treatment
 - 5.6.1. Palliative dental treatment
 - 5.6.2. Treatment of Choice for Osteoradionecrosis according to Stage of Disease
 - 5.6.3. Treatment of Choice for Osteochemonecrosis or Osteonecrosis by Medication According to its Stage
- 5.7. The Role of the Odontologist after Oncologic Treatment. Xerostomia Treatment
 - 5.7.1. Adequate Post-Treatment Oncologic Timeframes for Different Dental Procedures
 - 5.7.2. Indications and Timelines for Prosthetic and Implant Rehabilitation
 - 5.7.3. Xerostomia Treatment
- 5.8. The Approach to Radiochemotherapy-Induced Oral Mucositis in Head and Neck Cancer
 - 5.8.1. Oral Mucositis Why is it Produced
 - 5.8.2. The Use of Laser and Biostimulation
 - 5.8.3. Other Adjuvant Treatments to Treat Oral Mucositis
- 5.9. Dental Treatment of Oncological Patients
 - 5.9.1. Consequences of Head and Neck Cancer Treatment
 - 5.9.2. Prosthetic Rehabilitation
 - 5.9.3. Implant Rehabilitation
- 5.10. Dental Management of Patients in Need of Bone Marrow Transplantation.
 - 5.10.1. Indications of Bone Marrow Transplantation
 - 5.10.2. Dental Management prior to Transplant
 - 5.10.3. Dental Management after to Transplant

Module 6. The Patient with Functional Diversity in the Dental Clinic.

- 6.1. The Patient with Functional Diversity
 - 6.1.1. The Patient with Functional Diversity. Definitions
 - 6.1.2. Oral Manifestations
 - 6.1.3. Barriers to Dental Treatment
- 6.2. Behavior Management
 - 6.2.1. Behavior Management Techniques
 - 6.2.2. Protective Stabilization
 - 6.2.3. Necessary Material
- 6.3. Sedation and General Anesthesia
 - 6.3.1. Indications
 - 6.3.2. Mild Sedation
 - 6.3.3. Deep Sedation and General Anesthesia
- 6.4. Prevention
 - 6.4.1. Risk Assessment of our Patients
 - 6.4.2. Home Preventive Actions
 - 6.4.3. Preventive Actions in the Dental Clinic
- 6.5. Dental Treatment
 - 6.5.1. Decision Making
 - 6.5.2. Limitations
 - 6.5.3. Specialty Treatments
- 6.6. Patients. with Intellectual Disabilities
 - 6.6.1. Patients. with Intellectual Disabilities. Definition
 - 6.6.2. Oral Manifestations
 - 6.6.3. Dental Management
- 6.7. Down Syndrome
 - 6.7.1. Down Syndrome Definition
 - 6.7.2. Oral Manifestations
 - 6.7.3. Dental Management
- 6.8. Autism Spectrum Disorders
 - 6.8.1. Autism Spectrum Disorder. Definition
 - 6.8.2. Oral Manifestations
 - 6.8.3. Dental Management

- 6.9. Cerebral Palsy
 - 6.9.1. Cerebral Palsy. Definition
 - 6.9.2. Oral Manifestations
 - 6.9.3. Dental Management
- 6.10. Rare Diseases
 - 6.10.1. Rare Diseases Definition
 - 6.10.2. Most Common Rare Diseases
 - 6.10.3. Dental Management

Module 7. Dental Care in the Elderly Patient

- 7.1. Geriatrics
 - 7.1.1. Demographic Changes in our Society
 - 7.1.2. The General Health of the Elderly. Major Geriatric Syndromes
 - 7.1.3. Concept and Social-Health Classification of the Elderly
- 7.2. Aging and Physiological Changes of the Elderly
 - 7.2.1. Theories of Aging
 - 7.2.2. Physiological Changes Associated with Aging
 - 7.2.3. Pharmacotherapy for the Elderly
- 7.3. Comprehensive Geriatric Assessment
 - 7.3.1. Clinical and Functional Evaluation
 - 7.3.2. Mental Health Assessment and Cognitive Decline
 - 7.3.3. Assessment of the Socioeconomic Situation
- 7.4. Oral Aging
 - 7.4.1. Macroscopic Changes
 - 7.4.2. Microscopic Changes
 - 7.4.3. Function Changes
- 7.5. Conservative Treatment in Elderly Dental Patients
 - 7.5.1. Treatment of Caries in the Elderly
 - 7.5.2. Endodontic Treatment in the Elderly
 - 7.5.3. Prosthetic Treatment in the Elderly
- 7.6. Periodontal Treatment in Elderly Dental Patients
 - 7.6.1. Prevalence of Periodontal Disease in the Elderly
 - 7.6.2. Periodontal Treatment in the Frail Patient
 - 7.6.3. Periodontal Disease and Alzheimer's Disease

- 7.7. Preventive Treatment in Elderly Dental Patients
 - 7.7.1. Caries and Periodontal Disease Preventive Treatment
 - 7.7.2. Brushing Techniques and Oral Care for Functionally Dependent Elderly People
 - 7.7.3. Prevention Protocols in Geriatric Centers
- 7.8. Most Common Oral Pathology in the Elderly
 - 7.8.1. Dry Mouth Syndrome
 - 7.8.2. Oral Candidiasis and Stomatitis due to Prosthesis
 - 7.8.3. Oral Ulcers
 - 7.8.4. Others: Epulis, Hypermobility Tissue, Fibroma, Sublingual Tongue, Burning Mouth Syndrome and Oral Cancer.
- 7.9. Home Dental Care for the Elderly
 - 7.9.1. Concept and Examples in Neighboring Countries
 - 7.9.2. Home Dental Care Treatment Possibilities
 - 7.9.3. Future of Dental Home Care
- 7.10. Dental Care for the Palliative Care Patient
 - 7.10.1. Epidemiology and Clinical Characteristics of the Palliative Care Patient.
 - 7.10.2. Dental Management for the Palliative Care Patient
 - 7.10.3. Clinical Cases

Module 8. Dental Care in Patients with Cardiovascular Pathology

- 8.1. Cardiovascular System
 - 8.1.1. Components of the Cardiovascular System
 - 8.1.2. Physiology
 - 8.1.3. Regulatory Mechanisms
- 8.2. Heart Failure
 - 8.2.1. Heart Failure Concept
 - 8.2.2. Types
 - 8.2.3. Compensating Mechanisms
 - 8.2.4. Etiopathogenesis of Heart Failure
 - 8.2.5. Classification
 - 8.2.6. Treatment

- 8.3. Heart Failure: Clinical and Dental Management
 - 8.3.1. Clinical Signs and Symptoms
 - 8.3.2. Oral Complications
 - 8.3.3. Dental Management Protocols
- 8.4. Ischemic Heart Disease
 - 8.4.1. Ischaemic Heart Disease. Concept
 - 8.4.2. Etiopathogenesis
 - 8.4.3. Risk Factors
 - 8.4.4. Clinical signs and symptoms
 - 8.4.5. Diagnosis and Treatment
- 8.5. Ischemic Heart Disease: Dental Management
 - 8.5.1. Potential Problems
 - 8.5.2. Dental Management: Action Protocol
 - 8.5.3. Management of Chest Pain during Dental Treatment
 - 8.5.4. Management of Patients with Pacemakers
- 8.6. Cardiac Arrhythmias
 - 8.6.1. Cardiac Electrophysiology
 - 8.6.2. Arrhythmia Concept
 - 8.6.3. Sinus Rhythm and Ectopic Rhythm
 - 8.6.4. Production Mechanisms of Arrhythmias
 - 8.6.5. Classification
- 8.7. Heart Arrhythmias: Clinical and Dental Management
 - 8.7.1. Clinical Symptoms
 - 8.7.2. Diagnosis
 - 8.7.3. Classification
 - 8.7.4. Dental Management of Patients with Arrhythmias
- 8.8. Arterial Hypertension
 - 8.8.1. High Blood Pressure Concept
 - 8.8.2. Etiopathogenesis
 - 8.8.3. Classification
 - 8.8.4. Treatment
 - 8.8.5. Detection of Hypertensive Patients

- 8.9. Arterial Hypertension: Dental Management
 - 8.9.1. Treatment Algorithm for Hypertensive Patients
 - 8.9.2. Dental Management
 - 8.9.3. Management of Hypertensive Crisis during Dental Treatment
 - 8.10. Bacterial Endocarditis
 - 8.10.1. Endocarditis Concept
 - 8.10.2. Guidelines of Antibiotic Prophylaxis
 - 8.10.3. Prophylaxis According to Cardiac Conditions
 - 8.10.4. Prophylaxis According to Dental Procedures
- Module 9. Dental Care in Patients with Hematologic Alterations**
- 9.1. Hemostasis Physiology
 - 9.1.1. Vascular Phenomena of Hemostasis
 - 9.1.2. Primary Hemostasis. Platelet Aggregation
 - 9.1.3. Secondary Hemostasis. Coagulation
 - 9.2. Diagnosis of Hemostasis Disorders
 - 9.2.1. Clinical History in Patients with Hemostasis Disturbances
 - 9.2.2. Platelet Count. Bleeding Time. PFA-100.
 - 9.2.3. Prothrombin Time. INR. Thrombin Time. Activated Partial Thromboplastin Time. Fibrinogen Concentration
 - 9.3. Dental Management of the Patient Treatment with Platelet Aggregation Inhibitors
 - 9.3.1. Pharmacodynamics and Pharmacokinetics of Platelet Antiaggregants
 - 9.3.2. Classification and Mechanism of Action of Platelet Antiaggregants
 - 9.3.3. Dental Management of Patients with Antiplatelet Therapy
 - 9.4. Dental Management of the Patient Treatment with Coumarin Derivatives and Heparin
 - 9.4.1. Pharmacodynamics and Pharmacokinetics of Coumarin and Heparin Derivatives
 - 9.4.2. Classification and Mechanism of Action of Coumarin and Heparin Derivatives
 - 9.4.3. Patient Management of Dental Treatment with Coumarin Derivatives and Heparins

- 9.5. Patient's Dental Management in Treatment with Direct Oral Anticoagulants.
 - 9.5.1. Pharmacodynamics and Pharmacokinetics of Direct Oral Anticoagulants
 - 9.5.2. Classification and Action Mechanism of Direct Oral Anticoagulants Agents
 - 9.5.3. Patient Dental Management with Direct Oral Anticoagulants
- 9.6. Dental Management of the Hemophilic Patient and Other Congenital Diseases.
 - 9.6.1. Pathophysiology of Hemophilia
 - 9.6.2. Congenital Diseases with Hemostasis Involvement
 - 9.6.3. Clinic Management of the Hemophilic Patient and from other Congenital Diseases
- 9.7. Dental Management of the Patient with Red Series Alterations
 - 9.7.1. Clinical History and Laboratory Tests in Patients with Red Series Alterations. Wintrobe Indexes
 - 9.7.2. Pathophysiology and Diagnosis of Anemias
 - 9.7.3. Dental Management of Anemias
- 9.8. Dental Management of the Patient in Treatment with White Series Alterations
 - 9.8.1. Clinical History and Laboratory Tests in Patients with White Series Alterations
 - 9.8.2. Pathophysiology of the Alterations of the White Series
 - 9.8.3. Clinic Management of the Patient with White Series Alterations
- 9.9. Thrombocytopenic Purpuras, Thrombocytopathic and Angiopathic
 - 9.9.1. Pathophysiology of Purpura
 - 9.9.2. Oral Manifestations of Purpuras
 - 9.9.3. Dental Management of Patients with Purpura
- 9.10. Dental Management of Intraoperative and Postoperative Hemorrhage
 - 9.10.1. Risk Classification of Bleeding According to Different Dental Treatments
 - 9.10.2. Control of Intraoperative Hemorrhage
 - 9.10.3. Control of Postoperative Hemorrhage

Module 10. Dental Management in Immunocompromised Patients, Patients with Psychiatric Disorders and in Less Frequent Situations in the Dental Clinic

- 10.1. Dental Care for Autoimmune Disease Patient
 - 10.1.1. Concept of Immunity. Pathophysiology of the HLA System
 - 10.1.2. Autoimmune Diseases with Oral Repercussions
 - 10.1.3. Clinical Cases
- 10.2. Dental Care for Autoimmune Disease Patient (Continued)
 - 10.2.1. Immunodeficiencies
 - 10.2.2. Immunosuppressants
 - 10.2.3. Dental Management of the Immunosuppressed Patients
 - 10.2.4. Clinical Cases
- 10.3. Dental Care for AIDS Patient
 - 10.3.1. HIV Infection. AIDS Triggering
 - 10.3.2. Main Lesions Associated with AIDS
 - 10.3.3. Dental Management of the Patient with AIDS
 - 10.3.4. Clinical Cases
- 10.4. Dental Care in Patients with Psychiatry Pathology
 - 10.4.1. Dental Management of the Schizophrenia Patient
 - 10.4.2. Dental Management of Patients with Depressive Syndromes
 - 10.4.3. Dental Management of the Patient with Eating Disorders
- 10.5. Dental Care in Patients who Use Drugs and/or Alcohol
 - 10.5.1. Definition and Scheme of Action of Drugs Abuse
 - 10.5.2. Patient Dental Management of Patients with Drugs Abuse.
 - 10.5.3. Clinical Cases
- 10.6. Dental Care for Neurodegenerative Diseases Patient
 - 10.6.1. Principal Neurodegenerative Diseases not Associated with Aging
 - 10.6.2. Patient Dental Management with Neurodegenerative Disease
 - 10.6.3. Clinical Cases

- 10.7. Dental Care for Patients with Joint Prostheses
 - 10.7.1. Joint Prostheses, Classification and Complications
 - 10.7.2. Dental Management of the Patient with Articular Prostheses
 - 10.7.3. Clinical Cases
- 10.8. Dental Care for Morbidly Obese Patients
 - 10.8.1. Concept of Morbid Obesity and Associated Factors
 - 10.8.2. Dental Management of the Morbidly Obese Patient
 - 10.8.3. Clinical Cases
- 10.9. Dental Care for the Patient with Sleep Disorders
 - 10.9.1. Apnea Syndrome (OSAHS) and Obstructive Sleep Hypopnea (OSA).
 - 10.9.2. Dental Management of the Patient with OSAHS
 - 10.9.3. Clinical Cases
- 10.10. Dental Care for Patients Undergoing Treatment with Sex Hormones
 - 10.10.1. Concept of Gender Dysphoria. Pathophysiology
 - 10.10.2. Dental Management of the Patient with Gender Dysphoria
 - 10.10.3. Clinical Cases



You will excel in promoting cultural and ethical sensitivity through your dental care to people with disabilities, respecting both their rights and individual preferences"

07

Clinical Internship

Once the online theoretical stage has been completed, this Hybrid Professional Master's Degree includes a period of practical training in a prestigious clinical center. In this way, graduates will join for 3 weeks a work team integrated by real professionals in Dentistry for Patients with Special Needs. Thanks to this, students will be able to put into practice the techniques and procedures acquired, with real patients and under the guidance of a tutor who will guide their learning process to help them make a quality leap in their career.





“

The intensive clinical stay will allow you to enter in a practical way and learn first hand the latest dental techniques for the management of patients with Functional Diversity"

This program in Dentistry for Patients with Special Needs consists of a practical stay at the Salud Dental Blanco Clinic in Madrid, lasting 3 weeks, from Monday to Friday with 8 consecutive hours of practical learning with an assistant specialist.

This on-site experience will allow graduates to deal with real patients, under the supervision of a team of reference professionals in the field of dentistry highly specialized in the treatment of users with additional requirements. In this way, they will apply the most innovative diagnostic procedures and will contribute to optimize people's oral health.

In this completely practical training proposal, the activities are aimed at developing and perfecting the necessary skills for the provision of dental services that require a high level of qualification, and are oriented towards specific training for the practice of the activity, in an environment of safety for the patient and high professional performance.

This is an ideal opportunity for graduates to work in a real work scenario, in a renowned dental clinic equipped with the most advanced technological tools to ensure top quality care. In this way, students will enrich their practice with the most avant-garde dental techniques to guarantee the effectiveness and safety of the oral procedures applied.

The practical teaching will be carried out with the accompaniment and guidance of professors and other fellow trainees who facilitate teamwork and multidisciplinary integration as transversal competencies for medical practice (learning to be and learning to relate to others).

The procedures described below will be the basis of the specialization, and their realization will be subject to the center's own availability, its usual activity and its workload, being the proposed activities the following ones





Module	Practical Activity
Dental care for women with endocrine disorders.	Perform a comprehensive oral health assessment (including review of patients' medical history, gum health analysis and caries screening)
	Develop periodontal treatments such as deep cleaning, scaling or root planing to control disease progression and prevent tooth loss
	Perform restorative therapies such as fillings or composite resin reconstructions
	Regularly follow up with clients to verify the effectiveness of treatment and make adjustments as needed to ensure maintenance of optimal oral health
Techniques for users with Functional Diversity	Ensure that the dental clinic environment is accessible and comfortable for people with physical disabilities to effectively meet their needs
	Establish effective communication with patients and, if necessary, with their caregivers or legal guardians
	Use dental wheelchairs, larger intraoral mirrors or portable radiography equipment
	Adopting local anesthesia or conscious sedation techniques to ensure the safety of users during different treatments
Assistance dental care for oncology patients	Perform a thorough analysis of the dental condition of individuals before they start their radiotherapy, chemotherapy or bone marrow transplant treatment
	Applying preventive procedures such as dental cleanings, fluoride applications and sealants in order to reduce the risk of complications during oncological therapies
	Use moisturizing mouthwashes or artificial saliva gels to help people manage dryness in the oral cavity
	Work closely with the patients' medical team to optimize their recovery process and manage any complications that may arise
Oral care for immunocompromised individuals and those with psychiatric disorders	Conduct a detailed assessment of patients' health, taking into account their underlying medical conditions and medications they are taking
	Provide a comfortable environment to help reduce levels of Stress or Anxiety, employing techniques such as empathetic communication, distraction and relaxation
	Tailor dental treatments to the specific needs of individuals, considering anesthesia and sedation techniques
	Taking additional precautions to prevent the transmission of infections, such as rigorous sterilization of equipment and surfaces

Civil Liability Insurance

This institution's main concern is to guarantee the safety of the trainees and other collaborating agents involved in the internship process at the company. Among the measures dedicated to achieve this is the response to any incident that may occur during the entire teaching-learning process.

To this end, this entity commits to purchasing a civil liability insurance policy to cover any eventuality that may arise during the course of the internship at the center.

This liability policy for interns will have broad coverage and will be taken out prior to the start of the practical training period. That way professionals will not have to worry in case of having to face an unexpected situation and will be covered until the end of the internship program at the center.



General Conditions of the Internship Program

The general terms and conditions of the internship program agreement shall be as follows:

1. TUTOR: During the Hybrid Professional Master's Degree, students will be assigned with two tutors who will accompany them throughout the process, answering any doubts and questions that may arise. On the one hand, there will be a professional tutor belonging to the internship center who will have the purpose of guiding and supporting the student at all times. On the other hand, they will also be assigned with an academic tutor whose mission will be to coordinate and help the students during the whole process, solving doubts and facilitating everything they may need. In this way, the student will be accompanied and will be able to discuss any doubts that may arise, both clinical and academic.

2. DURATION: The internship program will have a duration of three continuous weeks, in 8-hour days, 5 days a week. The days of attendance and the schedule will be the responsibility of the center and the professional will be informed well in advance so that they can make the appropriate arrangements.

3. ABSENCE: If the students does not show up on the start date of the Hybrid Professional Master's Degree, they will lose the right to it, without the possibility of reimbursement or change of dates. Absence for more than two days from the internship, without justification or a medical reason, will result in the professional's withdrawal from the internship, therefore, automatic termination of the internship. Any problems that may arise during the course of the internship must be urgently reported to the academic tutor.

4. CERTIFICATION: Professionals who pass the Hybrid Professional Master's Degree will receive a certificate accrediting their stay at the center.

5. EMPLOYMENT RELATIONSHIP: the Hybrid Professional Master's Degree shall not constitute an employment relationship of any kind.

6. PRIOR EDUCATION: Some centers may require a certificate of prior education for the Hybrid Professional Master's Degree. In these cases, it will be necessary to submit it to the TECH internship department so that the assignment of the chosen center can be confirmed.

7. DOES NOT INCLUDE: The Hybrid Professional Master's Degree will not include any element not described in the present conditions. Therefore, it does not include accommodation, transportation to the city where the internship takes place, visas or any other items not listed.

However, students may consult with their academic tutor for any questions or recommendations in this regard. The academic tutor will provide the student with all the necessary information to facilitate the procedures in any case.

08

Where Can I Do the Clinical Internship?

This TECH Hybrid Professional Master's Degree includes in its itinerary a practical stay in a dental health clinic of reference, where students will put into practice everything they have learned in the field of dental care for people with special needs. During this period, graduates will be part of a work team made up of real dental professionals. In this way, these experts will transmit to the students the most innovative oral health techniques and will help them to raise their skills to a higher level. Therefore, graduates will optimize their practice and provide excellent services.






“

You will enjoy a practical stay in a prestigious clinical center, which will allow you to acquire advanced skills to provide comprehensive oral health services”

tech 48 | Where Can I Do the Clinical Internship?



The student will be able to complete the practical part of this Hybrid Professional Master's Degree at the following centers:



Dentistry

**Salud Dental
Blanco Carabanchel Alto**

Country	City
Spain	Madrid

Address: Calle del Sitio de el Escorial,
1, 28054 Madrid

At Salud Dental Blanco Carabanchel Alto they prioritize your health, safety and well-being.

Related internship programs:

- Implantology and Oral Surgery
- MBA in Dental Clinic Management





Salud Dental Blanco Carabanchel Bajo

Country	City
Spain	Madrid

Address: Calle de Antonio de Leyva,
6, 28019 Madrid

At Salud Dental Blanco Carabanchel Bajo they prioritize
your health, safety and well-being.

Related internship programs:

- Implantology and Oral Surgery
- MBA in Dental Clinic Management



Salud Dental Blanco Lucero

Country	City
Spain	Madrid

Address: Calle de Higueras, 49, 28011 Madrid

At Blanco Lucero Dental Health they prioritize
your health, safety and well-being

Related internship programs:

- Implantology and Oral Surgery
- MBA in Dental Clinic Management

08

Methodology

This academic program offers students a different way of learning. Our methodology uses a cyclical learning approach: **Relearning**.

This teaching system is used, for example, in the most prestigious medical schools in the world, and major publications such as the **New England Journal of Medicine** have considered it to be one of the most effective.





“

Discover Relearning, a system that abandons conventional linear learning, to take you through cyclical teaching systems: a way of learning that has proven to be extremely effective, especially in subjects that require memorization"

At TECH we use the Case Method

In a given situation, what should a professional do? Throughout the program, students will face multiple simulated clinical cases, based on real patients, in which they will have to do research, establish hypotheses, and ultimately resolve the situation. There is an abundance of scientific evidence on the effectiveness of the method. Specialists learn better, faster, and more sustainably over time.

With TECH you will experience a way of learning that is shaking the foundations of traditional universities around the world.



According to Dr. Gérvas, the clinical case is the annotated presentation of a patient, or group of patients, which becomes a "case", an example or model that illustrates some peculiar clinical component, either because of its teaching power or because of its uniqueness or rarity. It is essential that the case is based on current professional life, trying to recreate the real conditions in the dentist's professional practice.

“

Did you know that this method was developed in 1912, at Harvard, for law students? The case method consisted of presenting students with real-life, complex situations for them to make decisions and justify their decisions on how to solve them. In 1924, Harvard adopted it as a standard teaching method”

The effectiveness of the method is justified by four fundamental achievements:

1. Dentists who follow this method not only grasp concepts, but also develop their mental capacity by means of exercises to evaluate real situations and apply their knowledge.
2. Learning is solidly translated into practical skills that allow the student to better integrate into the real world.
3. Ideas and concepts are understood more efficiently, given that the example situations are based on real-life.
4. Students like to feel that the effort they put into their studies is worthwhile. This then translates into a greater interest in learning and more time dedicated to working on the course.



Relearning Methodology

At TECH we enhance the case method with the best 100% online teaching methodology available: Relearning.

This university is the first in the world to combine the study of clinical cases with a 100% online learning system based on repetition, combining a minimum of 8 different elements in each lesson, a real revolution with respect to the mere study and analysis of cases.

The student will learn through real cases and by solving complex situations in simulated learning environments. These simulations are developed using state-of-the-art software to facilitate immersive learning.



At the forefront of world teaching, the Relearning method has managed to improve the overall satisfaction levels of professionals who complete their studies, with respect to the quality indicators of the best online university (Columbia University).

With this methodology we have trained more than 115,000 dentists with unprecedented success, in all specialties regardless of the workload. Our pedagogical methodology is developed in a highly competitive environment, with a university student body with a strong socioeconomic profile and an average age of 43.5 years old.

Relearning will allow you to learn with less effort and better performance, involving you more in your training, developing a critical mindset, defending arguments, and contrasting opinions: a direct equation for success.

In our program, learning is not a linear process, but rather a spiral (learn, unlearn, forget, and re-learn). Therefore, we combine each of these elements concentrically.

The overall score obtained by TECH's learning system is 8.01, according to the highest international standards.



This program offers the best educational material, prepared with professionals in mind:



Study Material

All teaching material is produced by the specialists who teach the course, specifically for the course, so that the teaching content is highly specific and precise.

These contents are then applied to the audiovisual format, to create the TECH online working method. All this, with the latest techniques that offer high quality pieces in each and every one of the materials that are made available to the student.



Educational Techniques and Procedures on Video

TECH introduces students to the latest techniques, the latest educational advances, and to the forefront of medical techniques. All of this in direct contact with students and explained in detail so as to aid their assimilation and understanding. And best of all, you can watch the videos as many times as you like.



Interactive Summaries

The TECH team presents the contents attractively and dynamically in multimedia lessons that include audio, videos, images, diagrams, and concept maps in order to reinforce knowledge.

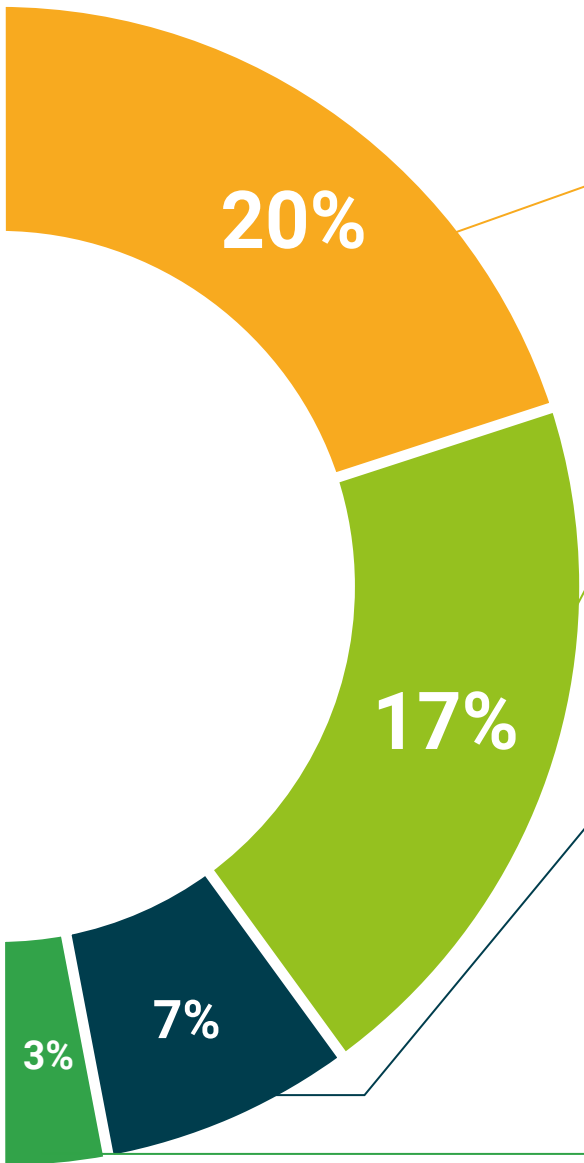
This exclusive educational system for presenting multimedia content was awarded by Microsoft as a "European Success Story".



Additional Reading

Recent articles, consensus documents and international guidelines, among others. In TECH's virtual library, students will have access to everything they need to complete their course.





Expert-Led Case Studies and Case Analysis

Effective learning ought to be contextual. Therefore, TECH presents real cases in which the expert will guide students, focusing on and solving the different situations: a clear and direct way to achieve the highest degree of understanding.



Testing & Retesting

We periodically evaluate and re-evaluate students' knowledge throughout the program, through assessment and self-assessment activities and exercises, so that they can see how they are achieving their goals.



Classes

There is scientific evidence suggesting that observing third-party experts can be useful.
Learning from an Expert strengthens knowledge and memory, and generates confidence in future difficult decisions.



Quick Action Guides

TECH offers the most relevant contents of the course in the form of worksheets or quick action guides. A synthetic, practical, and effective way to help students progress in their learning.



10 Certificate

The Hybrid Professional Master's Degree in Dentistry for Patients with Special Needs guarantees, in addition to the most rigorous and updated specialization, access to a Hybrid Professional Master's Degree issued by TECH Global University.





“

*Successfully complete this program
and receive your university qualification
without having to travel or fill out
laborious paperwork”*

This private qualification will allow you to obtain a **Hybrid Professional Master's Degree diploma in Dentistry for Patients with Special Needs** endorsed by **TECH Global University**, the world's largest online university.

TECH Global University, is an official European University publicly recognized by the Government of Andorra ([official bulletin](#)). Andorra is part of the European Higher Education Area (EHEA) since 2003. The EHEA is an initiative promoted by the European Union that aims to organize the international training framework and harmonize the higher education systems of the member countries of this space. The project promotes common values, the implementation of collaborative tools and strengthening its quality assurance mechanisms to enhance collaboration and mobility among students, researchers and academics.

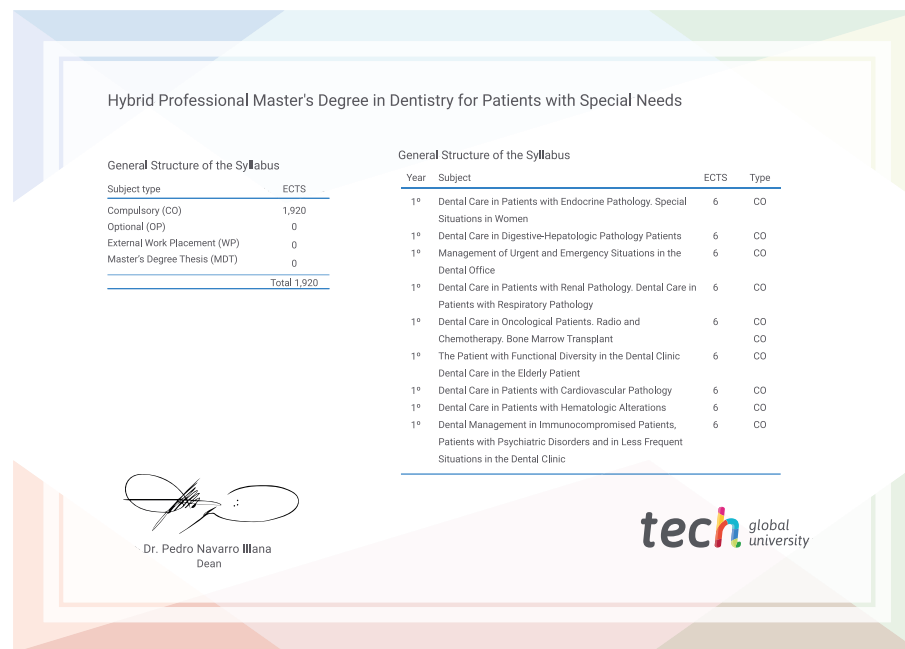
This **TECH Global University** private qualification, is a European program of continuing education and professional updating that guarantees the acquisition of competencies in its area of knowledge, providing a high curricular value to the student who completes the program.

Title: **Hybrid Professional Master's Degree in Dentistry for Patients with Special Needs**

Modality: **Hybrid (Online + Clinical Internship)**

Duration: **12 months**

Credits: **60 + 4 ECTS**



*Apostille Convention. In the event that the student wishes to have their paper diploma issued with an apostille, TECH Global University will make the necessary arrangements to obtain it, at an additional cost.



Hybrid Professional Master's Degree

Dentistry for Patients with Special Needs

Modality: Hybrid (Online + Clinical Internship)

Duration: 12 months

Certificate: TECH Global University

Credits: 60 + 4 ECTS

Hybrid Professional Master's Degree Dentistry for Patients with Special Needs

